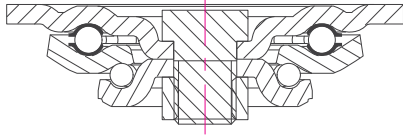


FOOT MASTER®









Medium duty casters PME series

 220~450kg  RoHS  -10~90°C





Brackets: Pressed steel plate, double ball bearing with hardened bearing seats in the swivel head, grease nipple, strong welded steel frame, smooth-operating side brake system, bolted wheel axle structure
Surface Treatment: Powder coating, zinc plated

* Recommended Load = Load Cap. × 3

Swivel	Rigid	Swivel with brake	Wheel type	 mm	 mm	 Kg	 mm	 mm	 mm	 mm	 mm
PME-100-ASF	PME-100-ARF	PME-100-BSF	MUD	100	35	220	136	32	115x102	92x66 76x76	11
PME-125-ASF	PME-125-ARF	PME-125-BSF		125	35	250	160	35			
PME-150-ASF	PME-150-ARF	PME-150-BSF		150	40	350	190	38			
PME-100-ASF	PME-100-ARF	PME-100-BSF	MCD	100	35	350	136	32	115x102	92x66 76x76	11
PME-125-ASF	PME-125-ARF	PME-125-BSF		125	35	400	160	35			
PME-150-ASF	PME-150-ARF	PME-150-BSF		150	40	450	190	38			

Options

						
Code Suffix	MUD	MCD				
Description	Cast PU(A95)	MC nylon(D80)				
Available for	100 ~ 150	100 ~ 150				