

PCE

Connection
to the future

INDUSTRIAL PLUGS AND SOCKETS

Made in Austria

2008 09





St. Martin im Innkreis, Austria, aerial photo © air photograph-Scheurecker, Schärding

■ ■ ■ **QUALITY MANAGEMENT**

for maximum customer satisfaction and top performance (EN ISO 9001:2000 Certification)

■ ■ ■ **CUSTOMER FOCUS**

- Partnership relationship
- Reliable service
- Flexible operations
- Customized solutions
- Functional design

■ ■ ■ **GLOBAL MARKET POSITION**

- 80% exports
- Global network and alliances
- Fast communication system – short replying time

■ ■ ■ **SPEED**

Short delivery times due to flexible manufacturing

The PCE group is highly specialized in the production of industrial plugs and sockets, schuko socket outlets and switches and can offer a complete range of distribution boxes in rubber, metallic and plastic.



PC Electric GesmbH, St. Martin im Innkreis, Austria

is specialized in the production of industrial plugs and sockets and distribution boxes (year of foundation: 1973).

During the past few years, the company has gone through a phase of rapid development and is now one of the world's leading manufacturers of CEE plugs and sockets in the industry. 80% of our production is exported.

The company is continually expanding its product range, which now includes around 12,000 items for a wide variety of electrical installation applications. To supplement our standard products, we can produce customer-specific configurations on modern injection moulding and brass department equipment within a few days.

Top quality (ISO 9001:2000), flexibility and the ongoing willingness to innovate are among the most important keys of success in our customercentred strategy, speed is our driving principle. For years, our customers have benefited from fast and on-time delivery, which is made possible by our intelligent production methods and uncomplicated order processing.

This is something we value very highly at our company.

Continuous product and process innovation makes PC Electric an expert partner in the professional use of industrial plugs and sockets for electrical installation applications.



PCE MERZ, Gaildorf, Germany

Merz GmbH is one of the leading manufacturer of mobile distribution boxes, testing boards and switchgears.



Winkler GmbH, Ingolstadt, Germany





























Winkler GmbH is specialised in switching and electrical systems up to 6000A, which are made for many industrial areas, public buildings and even up to large scale industry.

Winkler GmbH have many years of experience. Several well known companies are the well sought-after partners of Winkler GmbH.





Contents

■ ■ Plugs, Angled plugs, Wall mounted plugs, Flanged plugs, Phase inverters, Accessories		14 - 31	
■ ■ Connectors, Wall sockets, Flanged sockets straight / sloping, CEE Design socket		32 - 59	
■ ■ Switched interlocked sockets, Switched interlocked sockets with fuse		60 - 71	
■ ■ Extra-low voltage plugs and sockets		72 - 79	
■ ■ Plugs and sockets 7-poles, Container-plugs and sockets, Caravan-plugs and sockets, Midnight Series		80 - 89	
■ ■ 20/30A north american product offering 16/32A international product offering		90 - 101	
■ ■ Plugs and sockets with earth contact (DIN 49440), P-Nova, P-Nova+, Taurus, Top Taurus		102 - 122	
■ ■ Adaptors, CEE motor protection plug		123 - 129	
■ ■ Distribution boxes - introduction		130 - 135	
■ ■ Compact distribution boxes		136 - 137	
■ ■ Solid-rubber distribution boxes - wall mounting, Solid-rubber distribution boxes - mobile		138 - 160	
■ ■ Thermoplastic insulated distribution boxes - wall mounting, Thermoplastic insulated distribution boxes - mobile		161 - 176	
■ ■ Distribution boxes with suspension hock		177 - 179	
■ ■ Distribution boxes - Accessories, Vario Connector, Hinged windows		180 - 185	



INTRODUCTION

Information

CERTIFICATION ACCORDING TO EN ISO 9001 : 2000

The PCE quality management system has been certified according to the standard DIN EN ISO 9001 : 2000!



CE-MARKING - LOW VOLTAGE GUIDELINE



Purpose:

- mainly a symbol for free trade in the European Community,
- if a product has been traded legally in one of the member countries, it can be traded legally in the whole Community,
- no quality mark or grade labelling,
- no sign of conformity to standards; to a certain extent a safety mark, because it indicates the compliance to the fundamental safety requirements.

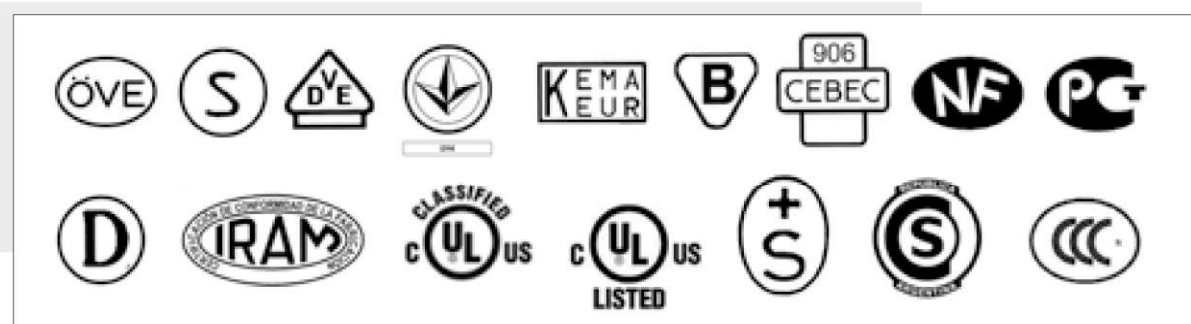
The guidelines determine only basic requirements the products have to meet.

The essential points for the CE-identification are:

- it is obligatory for the producer or the EEC importer to put on the CE-identification label,
- the producer, EEC-importer must hold the engineering data for the disposal of the authorities.
- standard marks of conformity are permissible besides the CE-identification - but no longer necessary.

APPROVALS - THE QUALITY MARKS

There has been created a CCA-method (CENELEC Certification Agreement) for mutual recognition of national approvals. PCE has tested all important products according to this method. An outline of certificates obtained is listed below for reference:



■ ■ CEE and IEC

The term "CEE" generally refers to Industrial Plugs and Sockets that comply with International Standard IEC 60309. CEE is the abbreviation of "International Commission on rules for the approval of Electrical Equipment".

■ ■ CONFORMITY TO STANDARDS

CEE plugs and sockets are internationally normalized by **IEC 60309-1** and **IEC 60309-2** equivalent to the European Norms **EN 60309 part 1** and **EN 60309 part 2**.

IEC is the "International Electrotechnical Commission" - which is the world organization for international standardization of electrical equipment.

■ ■ CENELEC

European Committee for Electrotechnical Normalization - members are the national electrotechnical committees from Austria, Belgium, Czech Republic, Denmark, Germany, Finland, France, Greece, Hungary, Ireland, Iceland, Italy, Luxemburg, Malta, Netherlands, Norway, Portugal, Rumania, Slovakia, Sweden, Switzerland, Spain and the United Kingdom.

■ ■ SYSTEM

The standard CEE plugs and sockets according to EN 60309 respectively IEC 60309 are designed in their main dimensions in a way that plugs and sockets with the same rated currents, nominal working voltage ranges, the same number of poles and frequency of different producers are **compatible**.

In order to prevent the insertion of plugs and sockets of **different** voltages and frequencies, 12 positions of the earthing contact are assigned to the polarizing slot of the skirt of a socket.

The number with the following letter „h“ indicates the position of the earth contact tube, comparing the frontside of the **socket** or **connector** with the face of a clock. The keyway is situated at 6 o'clock (see page 9).

■ ■ RoHS — DIRECTIVE 2002/95/EG

We declare that our distribution boxes and industrial plugs and sockets as direct use, do not have to comply to RoHS directive 2002/95/EG.

For our industrial plugs and sockets (including CEE) used and or mounted into products that belong to categories 1-8 they have to comply to RoHS directive. We want to confirm that PC Electric meets all requirements of RoHS directive.

Affective Products of RoHS directive: Large household appliances, small household appliances, IT and telecommunications equipment, consumer equipment, lighting, electrical and electronic tools (except large scale stationary industrial tools), toys, leisure and sports equipment and automatic dispensers.

■ ■ PILOT CONTACT

The pilot contact for levels of current from 63A to 125A is an auxiliary contact – with delayed close when inserted and leading open when pulled – and is used as an electrical interlock. An interlock prevents inserting and pulling under load. CEE couplings and socket-outlets with pilot contact have longer phase contacts and do not guarantee safety from finger-touch. This must be done by an interlock.

As PCE CEE plugs and sockets have sufficient switching capacity, the CEE couplings and socket-outlets are supplied as standard without a pilot contact and shorter phase contact with protection from finger-touch.



INTRODUCTION

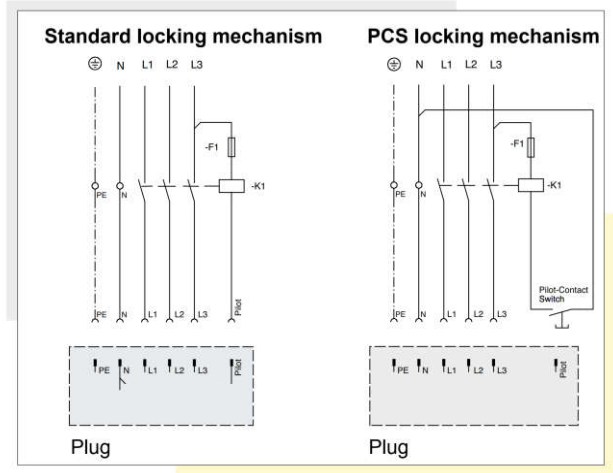
Information

PCS (PILOT CONTACT SYSTEM):

The PCS is a built-in auxiliary contact, used only for 125A connectors and socket-outlets, for protective electrical interlocking or for additional control purposes, with isolated connection in the socket-outlet.

The PCS provides the following advantages:

- no special cable required for the plug
- isolated inserting and pulling



TERMINALS

PCE-sleeve terminals are designed for max. conductor cross sections as follows:

A	conductor cross section	
	flexible mm ²	stranded mm ²
16	4	6
32	6	10
63	16	25
125	50	70

POSITION OF THE EARTHING CONTACT ACC. TO IEC 60309-2 – SERIE I

Voltage V	Frequency Hz	2P+E		3P+E		3P+N+E	
		16+32A	63+125A	16+32A	63+125A	16+32A	63+125A
63,5/110 to 75/130	50+60					4	4
110 to 130	50+60	4	4	4	4		
120/208 to 144/250	50+60					9	9
220 to 250	50+60	6	6	9	9		
220/380 to 240/415	50+60					6	6
220/380; 250/440	50; 60					3	3*
250/400 to 265/460	60					11	11
277	60	5	5				
277/480 to 288/500	50+60					7	7
347/600 to 400/690	50+60					5	5
380 to 415	50+60	9	9	6	6		
380; 440	50; 60			3	3*		
440 to 460	60			11	11		
480 to 500	50+60	7	7	7	7		
600 to 690	50+60			5	5		
> 50	100 to 300	10*	10*	10	10*	10*	10*
> 50	>300 to 500	2	2*	2	2*	2	2*
> 50 to 250	DC	3	3				
> 250	DC	8	8				
supply by isolating transformer	50+60	12	12	12	12		

* non standard

COLOUR CODES

For ease of identification of the various voltages and frequencies all CEE plugs and sockets are colour coded:

Rated operating voltage: Colour code:

20-25V violet

40-50V white

100-130V yellow

200-250V blue

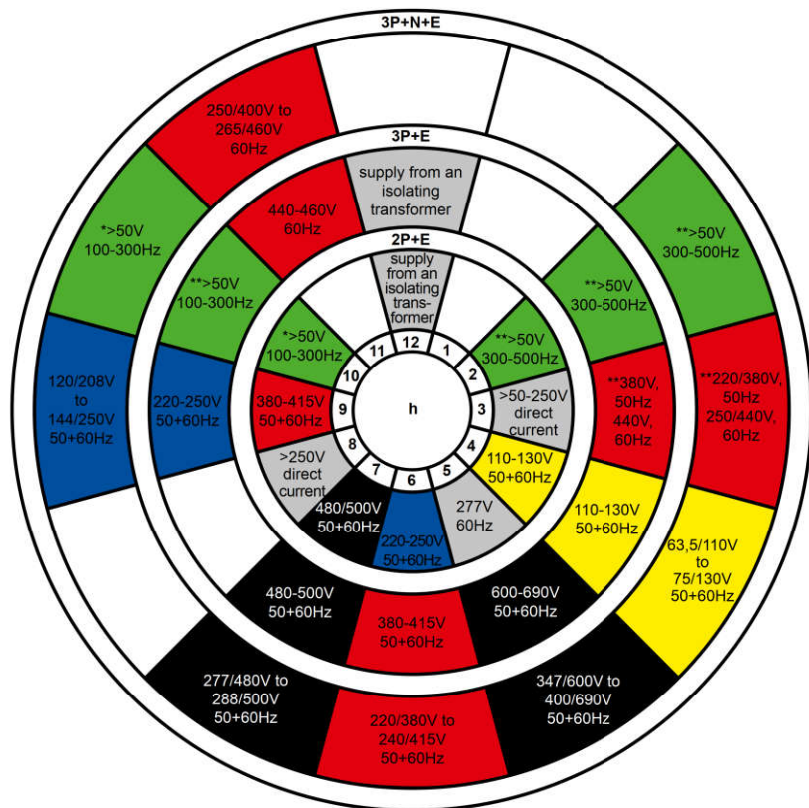
380-480V red

500-690V black

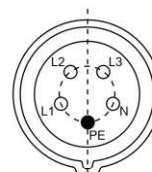
> 60-500Hz green

no colour code grey

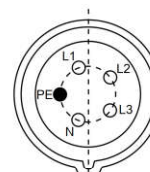
INTERNATIONAL RATING – SERIE I



Position of the earthing contact.
View: frontside socket or connector



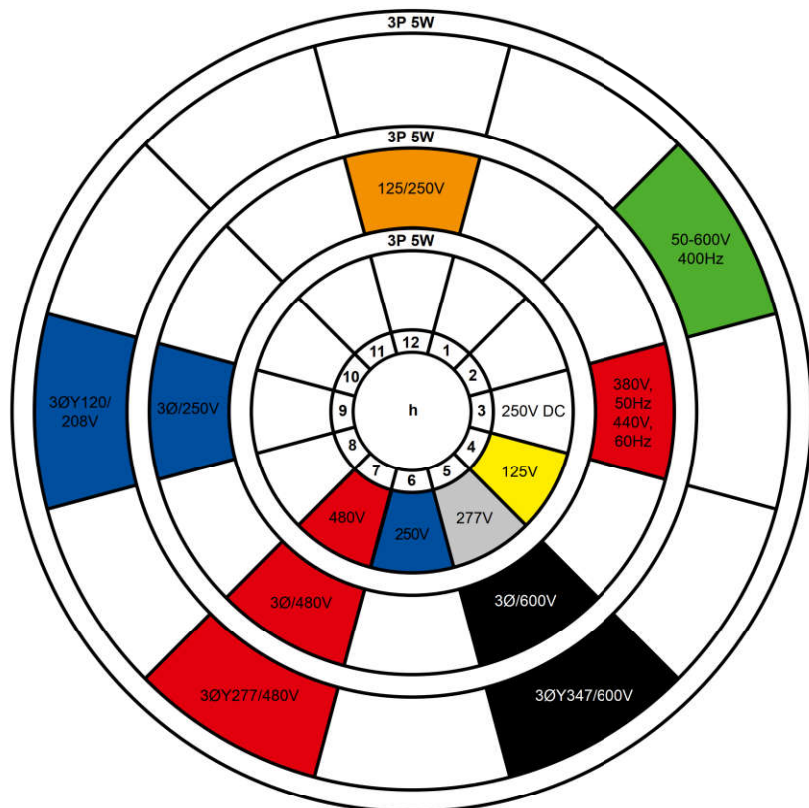
6h



9h

* non standard
** non standard for 63A, 125A

NORTH AMERICAN RATING – SERIE II





INTRODUCTION

Information

LOCKING DEVICE

A locking device prevents unintended withdrawal by locking the hinged lid in a lug/cavity or a bayonet system with a bayonet ring. According to EN 60309 the following locking devices have to be provided:

rated current	protection degree	sockets and connectors	plugs and appliance plugs
16A and 32A	IP44	hinged lid	lug/cavity
16A and 32A	IP67	bayonet system	lug/cavity and bayonet ring
63A and 125A	IP67	bayonet system	bayonet ring

IP (INGRESS PROTECTION) - RATINGS

CEE-plugs and sockets with rated currents 16A and 32A must meet the system of protection IP44 or IP67;

63A and 125A protection degree IP67 according to EN 60529.

The protection degree is tested:

- on sockets and connectors, with and without inserted plug or appliance plug
- on plugs and appliance plugs, when fully inserted into the socket or connector.

1st digit	Protection against ingress of solid objects	2nd digit	Protection against penetration of water
2	∅ 12,5 mm	0	non protection
3	∅ 2,5 mm	3	spraying water at an angle up to 60° from the vertical
4	∅ 1 mm	4	splashing water from any direction
5	dustproof	5	water jets from any direction
6	dust-tight	6	strong water jets from any direction
		7	temporary immersion in water
		8	continuous submersion in water

Example: IP44 = 1st digit = 4 . protection against solid objects larger than 1mm ∅
 2nd digit = . 4 protection against splashing water from any direction

IK-CODE:

The IK code is a coding system according to EN 50102, which defines the degree of protection provided by an enclosure against damaging mechanical loads.

Each characteristic numerical group of the IK Code represents a load energy value as per the table:

IK-Code	IK01	IK02	IK03	IK04	IK05	IK06	IK07	IK08	IK09	IK10
Load energy in joule	0,14	0,2	0,35	0,5	0,7	1	2	5	10	20

■ ■ PLASTIC MATERIAL

Our plugs and sockets are produced from **POLYAMIDE 6**. The main characteristics of this material are:

- excellent impact resistance combined with high rigidity and solidity,
- high thermal stability (self-extinguishing),
- very good insulating qualities,
- high disruptive strength,
- high abrasion resistance,
- high weathering resistance,
- very good chemical resistance to various chemicals,
- free from cadmium and halogen (fluorine, chlorine, bromine, iodine, astatine)
- conform to RoHS-directiv 2002/95/EG (page 7)

■ ■ CONTACTS

The contacts are made of a copper-zinc alloy. The most important features are:

- high electric conducting capacity 15m/(Ohm mm²);
- high resistance to extension up to 103 kN/mm²);
- high corrosion resistance in areas of: industrial atmosphere, agriculture , . . .
- with nickel-plated contacts increased corrosion resistance in areas of: seawater, steam, sulphur hydrides, agriculture, dairies.
- conform to RoHS-directiv 2002/95/EG (page 7)
- PCE sockets 63A and 125A have a CuBe lamellar spring for a well contacting and anti-corrosion contacts (page 13).

■ ■ TEMPERATURES

IEC/EN 60309 applies to CEE plugs and sockets which are used at an ambient temperature that does not normally exceed the range from -25°C to +40°C. PCE CEE plugs and sockets themselves have an operating temperature of -25°C to +80°C (100°C for 1 hour).

The temperature of the contacts is allowed to rise by 50°C under the test conditions set out in Table 8.

Operating current A	Test duration h	Test current A	Cross section of the conductors	
			Plugs, and connectors mm ²	Sockets mm ²
			16	1
32	1	42	6 ¹⁾	10
63	2	63	16	25
125	2	125	50	70

¹⁾ The values are increased to 10mm² for plugs and sockets with up to 50V rated operating current.



LET'S TAKE **TWIST** - IT'S EASY QUICK AND SAVE

■ ■ ■ TWIST

Contact screws

- accessible from one direction
- captive and open
- with multi-slot

No screws needed to assemble the plug

- multi-ramp quick-lock system
- easy fitting by twist-lock action
- saves your time

Dismantling

- simply unlock and twist to open

■ ■ ■ ADVANTAGES OF THE NEW CABLE LOCK GLAND

- saves time
- simply insertion of the cable in less time
- strain relief and sealing of the cable by tightening the cable-lock gland
- self-adjusting gasket for different cable diameters
- maximum cable security

■ ■ ■ TURBO TWIST



1) Insert wire



2) Close terminal



3) Reopen terminal

Screwless connection technology

- Time saving
- Screwless TT-terminal (PCE-patent in process)
- Open contact terminals, ready for assembly
- Fast cable installation
- Simple closing and opening just by thumb pressure

For all standard cable diameters

- 16A: from 2,5mm² flexible to 4mm² solid stripped wires
- 32A: from 6mm² flexible to 10mm² solid stripped wires

Flexible stripped wires

- with or without end sleeve or solid stripped wires

63/125A

SAFETY


HEAVY DUTY

TIME SAVING

SAFETY

Lamellar spring

- low insertion and extraction forces
- minimum contact resistance
- self-cleaning
- optimum contact - at least 10 contact points



TWIST-cable gland

- secures the cable firmly in position
- protects from water and dust
- Safety screw locks the screw cap in position



POWER
TWIST



HEAVY DUTY

For extreme environments

Exceptional high impact resistance

Extreme heat resistant contact carriers

Anti-corrosion contacts

- offer protection in aggressive atmospheres, e.g. in chemical plants, food industries

TIME SAVING

TWIST-cable gland

Optimum grip

Wide connection space

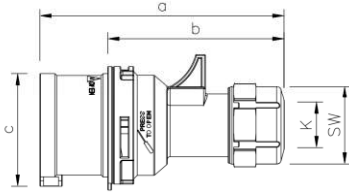
- fast cable installation

Open contact terminals, ready for assembly



INDUSTRIAL PLUGS + SOCKETS

Plugs

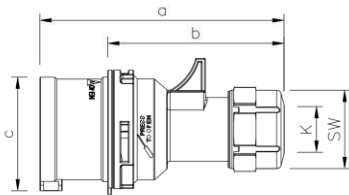


Poles	16 Amp			32 Amp		
	3	4	5	3	4	5
a	118	124	131	146	146	152
b	82	88	95	100	100	106
c	47	53	61	63	63	70
K	6-15	6-15	8-16	10-20	10-20	12-22
SW	38	38	42	50	50	50
Weight	104	127	150	181	200	230

„Twist“ Plug

- to order nickel-plated contacts please add a "v" e.g. 013-6v

IP44 splashproof

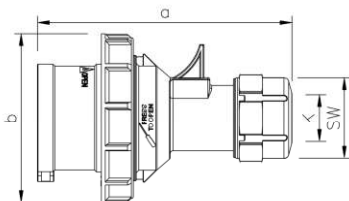


Poles	16 Amp			32 Amp		
	3	4	5	3	4	5
a	118	124	131	146	146	152
b	82	88	95	100	100	106
c	47	53	61	63	63	70
K	6-15	6-15	8-16	10-20	10-20	12-22
SW	38	38	42	50	50	50
Weight	110	135	158	187	208	242

„Turbo Twist“ Plug

- to order nickel-plated contacts please add a "v" e.g. 013-6TTv
- screwless connection technology

IP44 splashproof

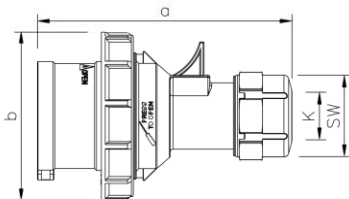


Poles	16 Amp			32 Amp		
	3	4	5	3	4	5
a	118	124	131	146	146	152
b	71	79	87	93	93	100
K	6-15	6-15	8-16	10-20	10-20	12-22
SW	38	38	42	50	50	50
Weight	122	147	172	210	230	263

„Twist“ Plug

- to order nickel-plated contacts please add a "v" e.g. 0132-6v

IP67 watertight



Poles	16 Amp			32 Amp		
	3	4	5	3	4	5
a	118	124	131	146	146	152
b	71	79	87	93	93	100
K	6-15	6-15	8-16	10-20	10-20	12-22
SW	38	38	42	50	50	50
Weight	128	155	180	216	238	275

„Turbo Twist“ Plug

- to order nickel-plated contacts please add a "v" e.g. 0132-6TTv
- screwless connection technology

IP67 watertight

Amp.	Poles	pack. unit	110V~	230V~	400V~	500V~	>50-500V~	>50-500V~
			50/60Hz 4h	50/60Hz 3p=6h 4p+5p=9h	50/60Hz 3p=9h 4p+5p=6h	50/60Hz 7h	100-300Hz 10h	301-500Hz 2h
			Cat.No.	Cat.No.	Cat.No.	Cat.No.	Cat.No.	Cat.No.
16	3	10	013-4	013-6	013-9	013-7	013-10	013-2
16	4	10	014-4	014-9	014-6	014-7	014-10	014-2
16	5	10	015-4	015-9	015-6	015-7	015-10	015-2
32	3	10	023-4	023-6	023-9	023-7	023-10	023-2
32	4	10	024-4	024-9	024-6	024-7	024-10	024-2
32	5	10	025-4	025-9	025-6	025-7	025-10	025-2
16	3	10	013-4TT	013-6TT	013-9TT	013-7TT	013-10TT	013-2TT
16	4	10	014-4TT	014-9TT	014-6TT	014-7TT	014-10TT	014-2TT
16	5	10	015-4TT	015-9TT	015-6TT	015-7TT	015-10TT	015-2TT
32	3	10	023-4TT	023-6TT	023-9TT	023-7TT	023-10TT	023-2TT
32	4	10	024-4TT	024-9TT	024-6TT	024-7TT	024-10TT	024-2TT
32	5	10	025-4TT	025-9TT	025-6TT	025-7TT	025-10TT	025-2TT
16	3	10	0132-4	0132-6	0132-9	0132-7	0132-10	0132-2
16	4	10	0142-4	0142-9	0142-6	0142-7	0142-10	0142-2
16	5	10	0152-4	0152-9	0152-6	0152-7	0152-10	0152-2
32	3	10	0232-4	0232-6	0232-9	0232-7	0232-10	0232-2
32	4	10	0242-4	0242-9	0242-6	0242-7	0242-10	0242-2
32	5	10	0252-4	0252-9	0252-6	0252-7	0252-10	0252-2
16	3	10	0132-4TT	0132-6TT	0132-9TT	0132-7TT	0132-10TT	0132-2TT
16	4	10	0142-4TT	0142-9TT	0142-6TT	0142-7TT	0142-10TT	0142-2TT
16	5	10	0152-4TT	0152-9TT	0152-6TT	0152-7TT	0152-10TT	0152-2TT
32	3	10	0232-4TT	0232-6TT	0232-9TT	0232-7TT	0232-10TT	0232-2TT
32	4	10	0242-4TT	0242-9TT	0242-6TT	0242-7TT	0242-10TT	0242-2TT
32	5	10	0252-4TT	0252-9TT	0252-6TT	0252-7TT	0252-10TT	0252-2TT



015-6



013-6TT



0152-6



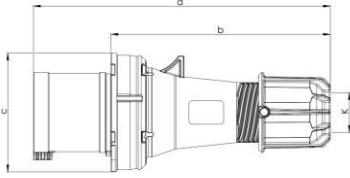
0132-6TT





INDUSTRIAL PLUGS + SOCKETS

Plugs

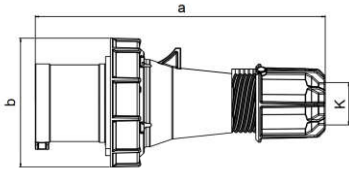


Poles	63 Amp		
	3	4	5
a	257	257	257
b	190	190	190
c	102	102	102
K	14,5-36	14,5-36	14,5-36
Weight	500	549	603

„Power Twist“ Plug

- with Twist cable gland
- nickel-plated contacts with pilot contact (see page 7)

IP44 splashproof

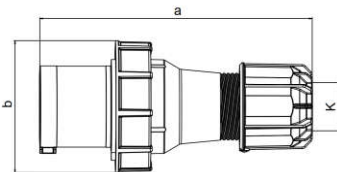


Poles	63 Amp		
	3	4	5
a	257	257	257
b	114	114	114
K	14,5-36	14,5-36	14,5-36
Weight	547	596	650

„Power Twist“ Plug

- with Twist cable gland
- nickel-plated contacts with pilot contact (see page 7)

IP66/67 watertight



Poles	125 Amp		
	3	4	5
a	270	270	270
b	131	131	131
K	22,5-50	22,5-50	22,5-50
Weight	1318	1433	1545

„Power Twist“ Plug

- with Twist cable gland
- nickel-plated contacts with pilot contact (see page 7)

IP66/67 watertight

110V~ 50/60Hz 4h	230V~ 50/60Hz 3p=6h 4p+5p=9h	400V~ 50/60Hz 3p=9h 4p+5p=6h	500V~ 50/60Hz 7h	>50- 500V~ 100-300Hz 10h	>50- 500V~ 301-500Hz 2h
Cat.No.	Cat.No.	Cat.No.	Cat.No.	Cat.No.	Cat.No.

Amp.	Poles	pack. unit	Cat.No.	Cat.No.	Cat.No.	Cat.No.	Cat.No.	Cat.No.
63	3	2	0331-4	0331-6	0331-9	0331-7	0331-10	0331-2
63	4	2	0341-4	0341-9	0341-6	0341-7	0341-10	0341-2
63	5	2	0351-4	0351-9	0351-6	0351-7	0351-10	0351-2
63	3	2	033-4	033-6	033-9	033-7	033-10	033-2
63	4	2	034-4	034-9	034-6	034-7	034-10	034-2
63	5	2	035-4	035-9	035-6	035-7	035-10	035-2
125	3	2	043-4	043-6	043-9	043-7	043-10	043-2
125	4	2	044-4	044-9	044-6	044-7	044-10	044-2
125	5	2	045-4	045-9	045-6	045-7	045-10	045-2

NEW



0351-6

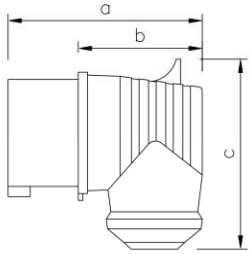
035-6

045-6



INDUSTRIAL PLUGS + SOCKETS

Angled plugs

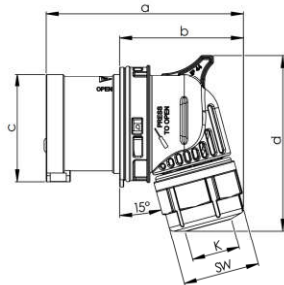


	16 Amp	
Poles	5	
a	101	
b	65	
c	98	
Weight	180	

Angled plug

- cable entry - lateral
- to order nickel-plated contacts please add a "v" e.g. 8015-6v (also available as phase-inverter, see page 28-29)

IP44 splashproof

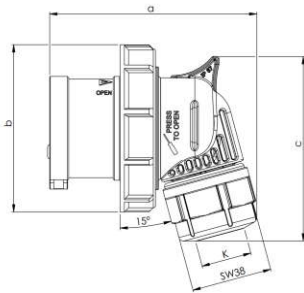


	16 Amp	
Poles	3	4
a	96	98
b	59	62
c	47	53
d	82	87
K	6-15	6-15
SW	38	38
Weight	110	130

„Turbo Twist“ Angled plug

- with Twist cable gland - cable entry lateral
- to order nickel-plated contacts please add a "v" e.g. 8015-6TTv (also available as phase-inverter, see page 28-29)
- screwless connection technology

IP44 splashproof



	16 Amp	
Poles	3	4
a	96	98
b	71	79
c	82	87
K	6-15	6-15
SW	38	38
Weight	126	152

„Turbo Twist“ Angled plug

- with Twist cable gland - cable entry lateral
- to order nickel-plated contacts please add a "v" e.g. 80142-6TTv (also available as phase-inverter, see page 28-29)
- screwless connection technology

IP67 watertight



Amp.	Poles	pack. unit	110V~ 50/60Hz 4h	230V~ 50/60Hz 3p=6h 4p+5p=9h	400V~ 50/60Hz 3p=9h 4p+5p=6h	500V~ 50/60Hz 7h	>50- 500V~ 100-300Hz 10h	>50- 500V~ 301-500Hz 2h
			Cat.No.	Cat.No.	Cat.No.	Cat.No.	Cat.No.	Cat.No.

16	5	10			8015-6	short cable entry		
----	---	----	--	--	--------	-------------------	--	--



8015-6

16	3	10	8013-4TT	8013-6TT	8013-9TT	8013-7TT	8013-10TT	8013-2TT
16	4	10	8014-4TT	8014-9TT	8014-6TT	8014-7TT	8014-10TT	8014-2TT

NEW



8013-6TT

16	3	10	80132-4TT	80132-6TT	80132-9TT	80132-7TT	80132-10TT	80132-2TT
16	4	10	80142-4TT	80142-9TT	80142-6TT	80142-7TT	80142-10TT	80142-2TT

NEW



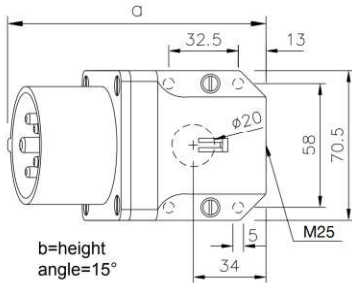
80142-6TT





INDUSTRIAL PLUGS + SOCKETS

Wall mounted plugs

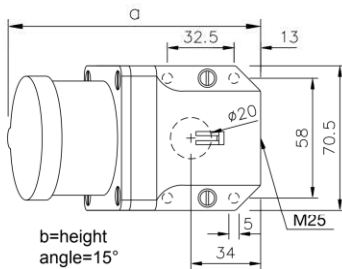


Poles	16 Amp			32 Amp		
	3	4	5	3	4	5
a	121	121	123	131	131	132
b	76	76	79	83	83	86
Weight	176	195	213	231	251	274

Wall mounted plug

- top and rear entry
- to order nickel-plated contacts please add a "v" e.g. 513-6v
- incl. cable gland

IP44 splashproof

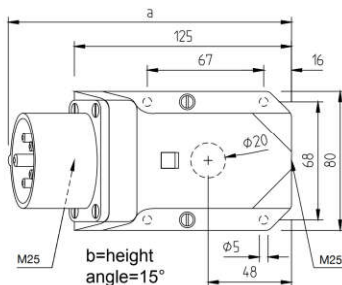


Poles	16 Amp			32 Amp		
	3	4	5	3	4	5
a	128	128	128	137	137	140
b	92	94	97	100	100	103
Weight	240	252	271	290	310	336

Wall mounted plug

- with hinged lid and gasket, for increased ingress protection
- top and rear entry
- to order nickel-plated contacts please add a "v" e.g. 513-6dv
- incl. cable gland

IP44 splashproof



Poles	16 Amp			32 Amp		
	3	4	5	3	4	5
a	162	162	164	172	172	174
b	115	115	117	119	119	122
M	2x25	2x25	2x25	2x25	2x25	2x25
Weight	284	294	314	332	352	375

Wall mounted plug

- for wiring through
- top and bottom entry
- to order nickel-plated contacts please add a "v" e.g. 9513-6v
- incl. cable gland

IP44 splashproof

Amp.	Poles	pack. unit	110V~	230V~	400V~	500V~	>50-500V~	>50-500V~
			50/60Hz 4h	50/60Hz 3p=6h 4p+5p=9h	50/60Hz 3p=9h 4p+5p=6h	50/60Hz 7h	100-300Hz 10h	301-500Hz 2h
			Cat.No.	Cat.No.	Cat.No.	Cat.No.	Cat.No.	Cat.No.
16	3	10	513-4	513-6	513-9	513-7	513-10	513-2
16	4	10	514-4	514-9	514-6	514-7	514-10	514-2
16	5	10	515-4	515-9	515-6	515-7	515-10	515-2
32	3	10	523-4	523-6	523-9	523-7	523-10	523-2
32	4	10	524-4	524-9	524-6	524-7	524-10	524-2
32	5	10	525-4	525-9	525-6	525-7	525-10	525-2
16	3	10	513-4d	513-6d	513-9d	513-7d	513-10d	513-2d
16	4	10	514-4d	514-9d	514-6d	514-7d	514-10d	514-2d
16	5	10	515-4d	515-9d	515-6d	515-7d	515-10d	515-2d
32	3	10	523-4d	523-6d	523-9d	523-7d	523-10d	523-2d
32	4	10	524-4d	524-9d	524-6d	524-7d	524-10d	524-2d
32	5	10	525-4d	525-9d	525-6d	525-7d	525-10d	525-2d
16	3	5	9513-4	9513-6	9513-9	9513-7	9513-10	9513-2
16	4	5	9514-4	9514-9	9514-6	9514-7	9514-10	9514-2
16	5	5	9515-4	9515-9	9515-6	9515-7	9515-10	9515-2
32	3	5	9523-4	9523-6	9523-9	9523-7	9523-10	9523-2
32	4	5	9524-4	9524-9	9524-6	9524-7	9524-10	9524-2
32	5	5	9525-4	9525-9	9525-6	9525-7	9525-10	9525-2



515-6



515-6d



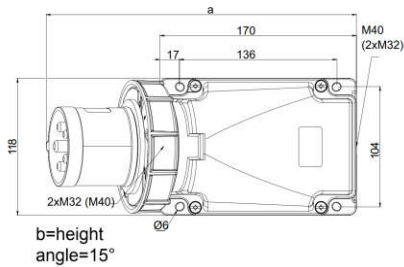
9515-6





INDUSTRIAL PLUGS + SOCKETS

Wall mounted plugs

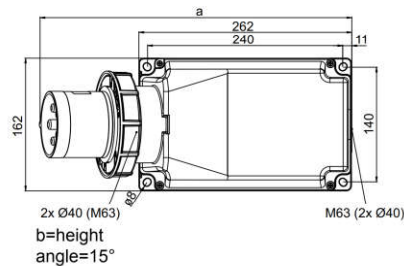


Poles	63 Amp		
	3	4	5
a	271	271	271
b	175	175	175
Weight	812	864	914

„Power Twist“ Wall mounted plug

- top, bottom or rear entry
- 180° rotatable housing
- nickel-plated contacts, with pilot contact (see page 7)
- for waterproof cover and cable-glands see accessories (page 30)
- incl. blank cable gland

IP66/67 watertight



Poles	125 Amp		
	3	4	5
a	387	387	387
b	209	209	209
Weight	1760	1800	1840

„Power Twist“ Wall mounted plug

- top, bottom or rear entry
- 180° rotatable housing
- nickel-plated contacts, with pilot contact (see page 7)
- for waterproof cover and cable-glands see accessories (page 30)
- incl. blank cable gland

IP66/67 watertight

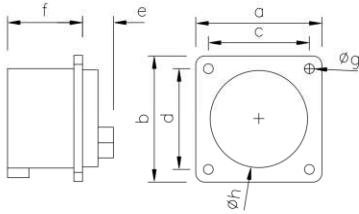
Amp.	Poles	pack. unit	110V~	230V~	400V~	500V~	>50-500V~	>50-500V~
			50/60Hz 4h	50/60Hz 3p=6h 4p+5p=9h	50/60Hz 3p=9h 4p+5p=6h	50/60Hz 7h	100-300Hz 10h	301-500Hz 2h
			Cat.No.	Cat.No.	Cat.No.	Cat.No.	Cat.No.	Cat.No.
63	3	2	533-4	533-6	533-9	533-7	533-10	533-2
63	4	2	534-4	534-9	534-6	534-7	534-10	534-2
63	5	2	535-4	535-9	535-6	535-7	535-10	535-2
125	3	1	543-4	543-6	543-9	543-7	543-10	543-2
125	4	1	544-4	544-9	544-6	544-7	544-10	544-2
125	5	1	545-4	545-9	545-6	545-7	545-10	545-2





INDUSTRIAL PLUGS + SOCKETS

Flanged plugs

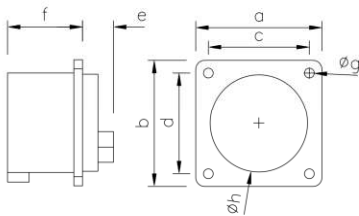


	16 Amp	32 Amp
Poles	5	5
Flange		
a x b	75	75
Fix.center		
c x d	60	60
e	26	30
f	42	50
g	5	5
h	54	55
Weight	120	181

Flanged plug straight

- According to EN 60309:
For correct use a locking device has to be provided (see below).
- to order nickel-plated contacts please add a "v" e.g. 613-6f7v

IP44 splashproof

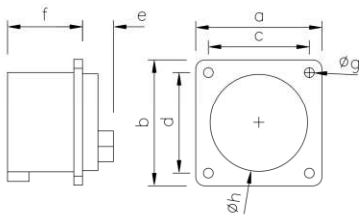


Poles	16 Amp			32 Amp		
	3	4	5	3	4	5
Flange						
a x b	70	70	70	70	70	70
Fix.center						
c x d	56	56	56	56	56	56
e	25	25	26	30	30	30
f	41	41	42	50	50	50
g	5	5	5	5	5	5
h	43	43	55	55	55	55
Weight	87	100	112	140	160	178

Flanged plug straight

- According to EN 60309:
For correct use a locking device has to be provided (see below).
- to order nickel-plated contacts please add a "v" e.g. 613-6v

IP44 splashproof

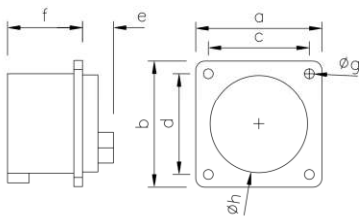


Poles	16 Amp					
	3	4	5			
Flange						
a x b	60	60	60			
Fix.center						
c x d	50	50	50			
e	25	25	26			
f	41	41	42			
g	4,5	4,5	4,5			
h	43	43	54			
Weight	82	95	112			

Flanged plug straight

- According to EN 60309:
For correct use a locking device has to be provided (see below).
- to order nickel-plated contacts please add a "v" e.g. 613-6f6v

IP44 splashproof

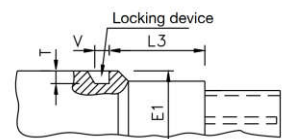
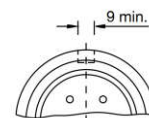
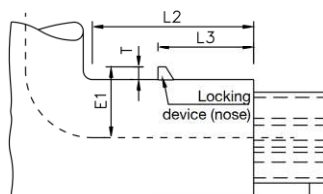
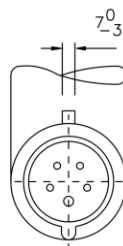
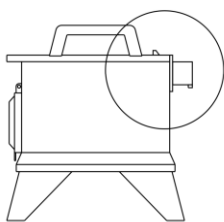


Poles	16 Amp			
	3	4		
Flange				
a x b	56	56		
Fix.center				
c x d	48	48		
e	25	25		
f	41	41		
g	4,5	4,5		
h	43	43		
Weight	75	91		

Flanged plug straight

- According to EN 60309:
For correct use a locking device has to be provided (see below).
- to order nickel-plated contacts please add a "v" e.g. 613-6f3v

IP44 splashproof



Amp.	Poles	pack. unit	110V~	230V~	400V~	500V~	>50-500V~	>50-500V~
			50/60Hz 4h	50/60Hz 3p=6h 4p+5p=9h	50/60Hz 3p=9h 4p+5p=6h	50/60Hz 7h	100-300Hz 10h	301-500Hz 2h
			Cat.No.	Cat.No.	Cat.No.	Cat.No.	Cat.No.	Cat.No.
16	5	10	615-4f7	615-9f7	615-6f7	615-7f7	615-10f7	615-2f7
32	5	10	625-4f7	625-9f7	625-6f7	625-7f7	625-10f7	625-2f7
16	3	10	613-4	613-6	613-9	613-7	613-10	613-2
16	4	10	614-4	614-9	614-6	614-7	614-10	614-2
16	5	10	615-4	615-9	615-6	615-7	615-10	615-2
32	3	10	623-4	623-6	623-9	623-7	623-10	623-2
32	4	10	624-4	624-9	624-6	624-7	624-10	624-2
32	5	10	625-4	625-9	625-6	625-7	625-10	625-2
16	3	10	613-4f6	613-6f6	613-9f6	613-7f6	613-10f6	613-2f6
16	4	10	614-4f6	614-9f6	614-6f6	614-7f6	614-10f6	614-2f6
16	5	10	615-4f6	615-9f6	615-6f6	615-7f6	615-10f6	615-2f6
16	3	10	613-4f3	613-6f3	613-9f3	613-7f3	613-10f3	613-2f3
16	4	10	614-4f3	614-9f3	614-6f3	614-7f3	614-10f3	614-2f3



615-6f7



613-4



613-6f6



614-6f3

Positioning table (in mm):

		E1	L2	L3	T	V
16	3	29-31	>75	40-41	>4	>8
16	4	33-35	>80	46-47	>5	>8
16	5	37-39	>90	52-53	>7	>8
32	3	39-41	>90	53-54	>7	>8
32	4	39-41	>90	53-54	>7	>8
32	5	44-46	>105	59-60	>8	>9

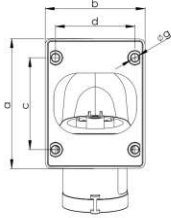
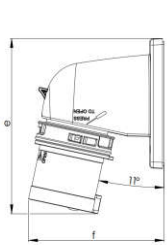
For correct use a locking device has to be provided (see illustration).





INDUSTRIAL PLUGS + SOCKETS

Flanged plugs

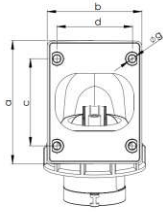
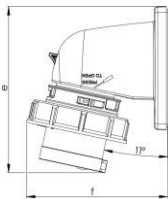


Poles	16 Amp			32 Amp		
	3	4	5	3	4	5
a	86	86	100	100	100	100
b	66	66	90	90	90	90
c	61	61	85	85	85	85
d	53	53	77	77	77	77
e	116	117	153	163	163	164
f	90	93	98	100	100	103
g	5	5	5	5	5	5
Weight	129	143	187	200	220	244

„Twist“ Flanged plug angled

- to order nickel-plated contacts please add a "v" e.g. 77713-6v
- to order Turbo Twist design (screwless connection technology) please add "TT" e.g. 77713-6TT

IP44 splashproof

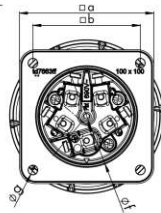
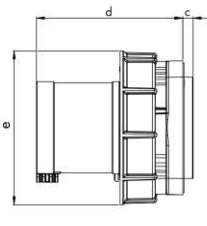


Poles	16 Amp			32 Amp		
	3	4	5	3	4	5
a	86	86	100	100	100	100
b	66	66	90	90	90	90
c	61	61	85	85	85	85
d	53	53	77	77	77	77
e	116	117	153	163	163	164
f	99	103	107	110	110	114
g	5	5	5	5	5	5
Weight	146	165	212	231	251	275

„Twist“ Flanged plug angled

- to order nickel-plated contacts please add a "v" e.g. 777132-6v
- to order Turbo Twist design (screwless connection technology) please add "TT" e.g. 777132-6TT

IP67 watertight

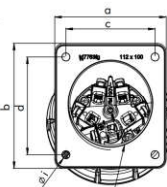
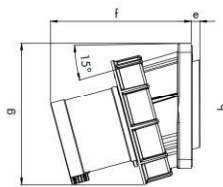


Poles	63 Amp			125 Amp		
	3	4	5	3	4	5
Flange a x a	100	100	100	120	120	120
Fix.center b x b	80	80	80	100	100	100
c	8	8	8	13	13	13
d	109	109	109	118	118	118
e	115	115	115	131	131	131
f	77	77	77	95	95	95
g	7	7	7	7	7	7
Weight	479	531	581	786	896	1003

„Power Twist“ Flanged plug straight

- nickel-plated contacts, with pilot contact (see page 7)
- for waterproof cover see (page 30)

IP66/67 watertight
IP44 on request

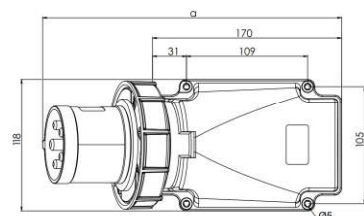


Poles	63 Amp			125 Amp		
	3	4	5	3	4	5
a	100	100	100	120	120	120
b	112	112	112	130	130	130
c	80	80	80	100	100	100
d	88	88	88	108	108	108
e	8	8	8	8	8	8
f	127	127	127	139	139	139
g	127	127	127	145	145	145
h	80	80	80	80	80	80
i	7	7	7	7	7	7
Weight	515	566	617	833	942	1050

„Power Twist“ Flanged plug sloping

- nickel-plated contacts, with pilot contact (see page 7)
- for waterproof cover see (page 30)

IP66/67 watertight




Poles	63 Amp		
	3	4	5
a	271	271	271
b	124	124	124
Weight	670	722	772

„Power Twist“ Flanged plug

- nickel-plated contacts, with pilot contact (see page 7)
- for waterproof cover see (page 30)
- rear entry
- incl. flange gasket

IP66/67 watertight
IP44 on request

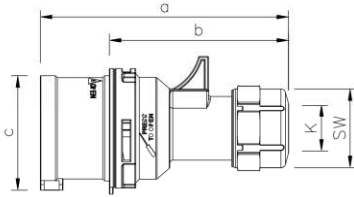
Amp.	Poles	pack. unit	110V~	230V~	400V~	500V~	>50-500V~	>50-500V~
			50/60Hz 4h	50/60Hz 3p=6h 4p+5p=9h	50/60Hz 3p=9h 4p+5p=6h	50/60Hz 7h	100-300Hz 10h	301-500Hz 2h
			Cat.No.	Cat.No.	Cat.No.	Cat.No.	Cat.No.	Cat.No.
16	3	10	77713-4	77713-6	77713-9	77713-7	77713-10	77713-2
16	4	10	77714-4	77714-9	77714-6	77714-7	77714-10	77714-2
16	5	10	77715-4	77715-9	77715-6	77715-7	77715-10	77715-2
32	3	10	77723-4	77723-6	77723-9	77723-7	77723-10	77723-2
32	4	10	77724-4	77724-9	77724-6	77724-7	77724-10	77724-2
32	5	10	77725-4	77725-9	77725-6	77725-7	77725-10	77725-2
16	3	10	777132-4	777132-6	777132-9	777132-7	777132-10	777132-2
16	4	10	777142-4	777142-9	777142-6	777142-7	777142-10	777142-2
16	5	10	777152-4	777152-9	777152-6	777152-7	777152-10	777152-2
32	3	10	777232-4	777232-6	777232-9	777232-7	777232-10	777232-2
32	4	10	777242-4	777242-9	777242-6	777242-7	777242-10	777242-2
32	5	10	777252-4	777252-9	777252-6	777252-7	777252-10	777252-2
63	3	2	633-4	633-6	633-9	633-7	633-10	633-2
63	4	2	634-4	634-9	634-6	634-7	634-10	634-2
63	5	2	635-4	635-9	635-6	635-7	635-10	635-2
125	3	2	643-4	643-6	643-9	643-7	643-10	643-2
125	4	2	644-4	644-9	644-6	644-7	644-10	644-2
125	5	2	645-4	645-9	645-6	645-7	645-10	645-2
63	3	2	733-4	733-6	733-9	733-7	733-10	733-2
63	4	2	734-4	734-9	734-6	734-7	734-10	734-2
63	5	2	735-4	735-9	735-6	735-7	735-10	735-2
125	3	2	743-4	743-6	743-9	743-7	743-10	743-2
125	4	2	744-4	744-9	744-6	744-7	744-10	744-2
125	5	2	745-4	745-9	745-6	745-7	745-10	745-2
63	3	2	777332-4	777332-6	777332-9	777332-7	777332-10	777332-2
63	4	2	777342-4	777342-9	777342-6	777342-7	777342-10	777342-2
63	5	2	777352-4	777352-9	777352-6	777352-7	777352-10	777352-2





INDUSTRIAL PLUGS + SOCKETS

Phase inverters

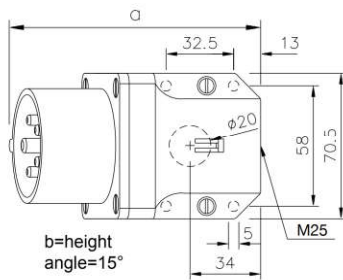


Poles	16 Amp		32 Amp	
	4	5	4	5
a	124	131	146	152
b	88	95	100	106
c	53	61	63	70
K	6-15	8-16	10-20	12-22
SW	38	42	50	50
Weight	122	156	190	232

„Twist“ Phase inverter

- nickel-plated contacts

IP44 splashproof
IP67 watertight

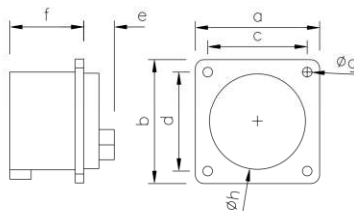


Poles	16 Amp		32 Amp	
	5	5	5	5
a	123	132		
b	79	86		
M	25	25		
Weight	215	280		

Phase inverter - Wall mounted plug

- top and rear entry
- nickel-plated contacts

IP44 splashproof

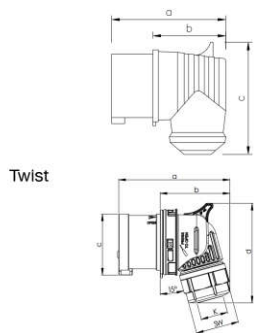


Poles	16 Amp		32 Amp	
	5	5	5	5
Flange				
a x b	70	70		
Fix.center				
c x d	56	56		
e	26	30		
f	42	50		
g	5	5		
h	55	55		
Weight	112	178		

Phase inverter - Flanged plug straight

- nickel-plated contacts
- According to EN 60309:
For correct use a locking device has to be provided (see page 24).

IP44 splashproof



Poles	16 Amp		16 Amp Twist	
	5	5	3	4
a	101	96	98	
b	65	59	62	
c	98	47	53	
d	-	82	87	
K	-	6-15	6-15	
SW	-	38	38	
Weight	146	110	130	

Phase inverter - Angled plug

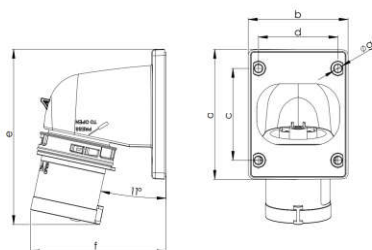
- cable entry - lateral
- nickel-plated contacts

IP44 splashproof

„Twist“ Phase inverter - Angled plug

- nickel-plated contacts
- with Twist cable gland - cable entry lateral

IP44 splashproof
IP67 watertight



Poles	16 Amp		32 Amp	
	4	5	4	5
a	86	100	100	100
b	66	90	90	90
c	61	85	85	85
d	53	77	77	77
e	117	153	163	164
f	93	98	100	103
g	5	5	5	5
Weight	143	187	220	244

„Twist“ Phase inverter - Flanged plug angled

- nickel-plated contacts

IP44 splashproof
IP67 watertight

230V~

50/60Hz
3p=6h
4p+5p=9h

400V~

50/60Hz
3p=9h
4p+5p=6h

Amp.	Poles	pack. unit	Cat.No.	Cat.No.	protection degree
16	4	10	7014-9	7014-6	IP44
16	4	10	70142-9	70142-6	IP67
16	5	10		7015-6	IP44
16	5	10		70152-6	IP67
32	4	10	7024-9	7024-6	IP44
32	4	10	70242-9	70242-6	IP67
32	5	10		7025-6	IP44
32	5	10		70252-6	IP67



7015-6

16	5	10		7715-6	IP44	
16	5	10		7715-6d	IP44	
32	5	10		7725-6	IP44	
32	5	10		7725-6d	IP44	



7715-6

16	5	10		8615-6	IP44	
32	5	10		8625-6	IP44	



8615-6

16	5	10		7415-6	IP44	short cable entry
16	4	10	7414-9	7414-6	IP44	Twist version
16	4	10	74142-9	74142-6	IP67	Twist version



7415-6

7414-6

16	4	10	77814-9	77814-6	IP44	NEW
16	4	10	778142-9	778142-6	IP67	
16	5	10		77815-6	IP44	
16	5	10		778152-6	IP67	
32	4	10	77824-9	77824-6	IP44	
32	4	10	778242-9	778242-6	IP67	
32	5	10		77825-6	IP44	
32	5	10		778252-6	IP67	

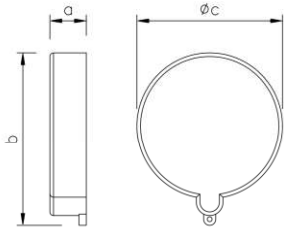


77814-6



INDUSTRIAL PLUGS + SOCKETS

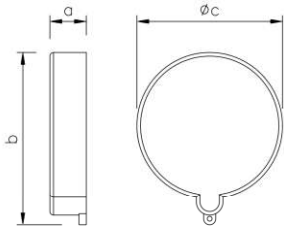
Accessories



Poles	16 Amp			32 Amp		
	3	4	5	3	4	5
a	15	15	15	15	15	15
b	56	63	71	71	71	79
c	48	54	61	61	61	67
Weight	10	12	14	14	14	16

Cap 16A and 32A

- for plugs and appliance plugs to protect contacts against dust.



Poles	63 Amp			125 Amp		
	3	4	5	3	4	5
a	21	21	21	21	21	21
b	82	82	82	93	93	93
c	73	73	73	86	86	86
Weight	21	21	21	25	25	25

Cap 63A and 125A

- for plugs and appliance plugs to protect contacts against dust.



Poles	63 Amp			125Amp		
	3	4	5	3	4	5
a	72	72	72	82	82	82
b	78	78	78	91	91	91
c	211	211	211	205	205	205
d	4	4	4	5	5	5
Weight	75	75	75	98	98	98

Water protection cap 63A and 125A

- for plugs and appliance plugs

IP67 watertight

Amp.	Poles	pack. unit	Cat.No.
16	3		ts613g
16	4		ts614g
16	5		ts615g
32	3	}	ts623g
32	4		
32	5		
63	3	}	ts635g
63	4		
63	5		
125	3	}	ts645g
125	4		
125	5		
63	3	}	ts7632g
63	4		
63	5		
125	3	}	ts1252g
125	4		
125	5		



Accessories

Note: For entries without threads, marked by „Ø“, the appropriate lock nuts should be used!

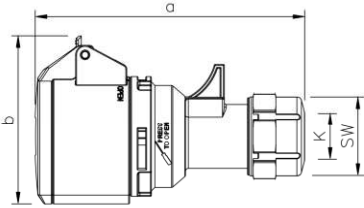
IP68	M32x1,5	screw fitting - black	(cable diameter 18-25mm)	23321515200
IP68	M40x1,5	screw fitting - black	(cable diameter 22-32mm)	23401518260
IP68	M50x1,5	screw fitting - black	(cable diameter 32-38mm)	23501518310
IP68	M63x1,5	screw fitting - black	(cable diameter 34-44mm)	23631518350

Lock nut	M40x1,5	Nickel-coated brass	264015009
Lock nut	M50x1,5	Nickel-coated brass	265015009



INDUSTRIAL PLUGS + SOCKETS

Connectors

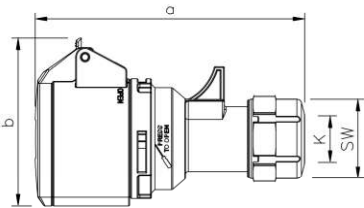


Poles	16 Amp			32 Amp		
	3	4	5	3	4	5
a	129	135	142	159	159	165
b	76	80	89	92	92	98
K	6-15	6-15	8-16	10-20	10-20	12-22
SW	38	38	42	50	50	50
Weight	137	161	183	225	244	278

„Twist“ Connector

- hinged lid with grip
- to order nickel-plated contacts please add a "v" e.g. 213-6v

IP44 splashproof

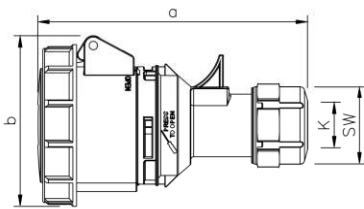


Poles	16 Amp			32 Amp		
	3	4	5	3	4	5
a	129	135	142	159	159	165
b	76	80	89	92	92	98
K	6-15	6-15	8-16	10-20	10-20	12-22
SW	38	38	42	50	50	50
Weight	142	168	195	232	251	285

„Turbo Twist“ Connector

- hinged lid with grip
- to order nickel-plated contacts please add a "v" e.g. 213-6TTv
- screwless connection technology

IP44 splashproof

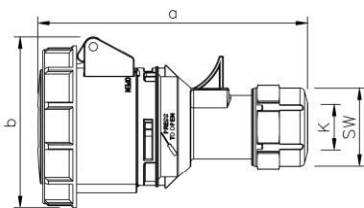


Poles	16 Amp			32 Amp		
	3	4	5	3	4	5
a	133	139	145	162	162	168
b	78	84	92	96	96	102
K	6-15	6-15	8-16	10-20	10-20	12-22
SW	38	38	42	50	50	50
Weight	156	185	215	266	285	323

„Twist“ Connector

- to order nickel-plated contacts please add a "v" e.g. 2132-6v

IP67 watertight



Poles	16 Amp			32 Amp		
	3	4	5	3	4	5
a	133	139	145	162	162	168
b	78	84	92	96	96	102
K	6-15	6-15	8-16	10-20	10-20	12-22
SW	38	38	42	50	50	50
Weight	161	192	227	273	292	330

„Turbo Twist“ Connector

- to order nickel-plated contacts please add a "v" e.g. 2132-6TTv
- screwless connection technology

IP67 watertight

Amp.	Poles	pack. unit	110V~	230V~	400V~	500V~	>50-500V~	>50-500V~
			50/60Hz 4h	50/60Hz 3p=6h 4p+5p=9h	50/60Hz 3p=9h 4p+5p=6h	50/60Hz 7h	100-300Hz 10h	301-500Hz 2h
			Cat.No.	Cat.No.	Cat.No.	Cat.No.	Cat.No.	Cat.No.
16	3	10	213-4	213-6	213-9	213-7	213-10	213-2
16	4	10	214-4	214-9	214-6	214-7	214-10	214-2
16	5	10	215-4	215-9	215-6	215-7	215-10	215-2
32	3	10	223-4	223-6	223-9	223-7	223-10	223-2
32	4	10	224-4	224-9	224-6	224-7	224-10	224-2
32	5	10	225-4	225-9	225-6	225-7	225-10	225-2
16	3	10	213-4TT	213-6TT	213-9TT	213-7TT	213-10TT	213-2TT
16	4	10	214-4TT	214-9TT	214-6TT	214-7TT	214-10TT	214-2TT
16	5	10	215-4TT	215-9TT	215-6TT	215-7TT	215-10TT	215-2TT
32	3	10	223-4TT	223-6TT	223-9TT	223-7TT	223-10TT	223-2TT
32	4	10	224-4TT	224-9TT	224-6TT	224-7TT	224-10TT	224-2TT
32	5	10	225-4TT	225-9TT	225-6TT	225-7TT	225-10TT	225-2TT
16	3	10	2132-4	2132-6	2132-9	2132-7	2132-10	2132-2
16	4	10	2142-4	2142-9	2142-6	2142-7	2142-10	2142-2
16	5	10	2152-4	2152-9	2152-6	2152-7	2152-10	2152-2
32	3	10	2232-4	2232-6	2232-9	2232-7	2232-10	2232-2
32	4	10	2242-4	2242-9	2242-6	2242-7	2242-10	2242-2
32	5	10	2252-4	2252-9	2252-6	2252-7	2252-10	2252-2
16	3	10	2132-4TT	2132-6TT	2132-9TT	2132-7TT	2132-10TT	2132-2TT
16	4	10	2142-4TT	2142-9TT	2142-6TT	2142-7TT	2142-10TT	2142-2TT
16	5	10	2152-4TT	2152-9TT	2152-6TT	2152-7TT	2152-10TT	2152-2TT
32	3	10	2232-4TT	2232-6TT	2232-9TT	2232-7TT	2232-10TT	2232-2TT
32	4	10	2242-4TT	2242-9TT	2242-6TT	2242-7TT	2242-10TT	2242-2TT
32	5	10	2252-4TT	2252-9TT	2252-6TT	2252-7TT	2252-10TT	2252-2TT



215-6

213-6TT

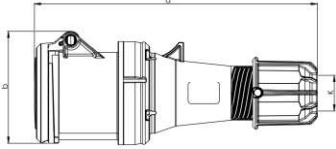
2152-6

2132-6TT



INDUSTRIAL PLUGS + SOCKETS

Connectors

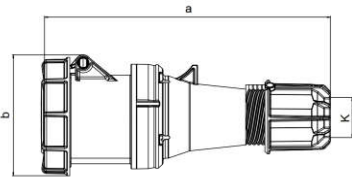


Poles	63 Amp		
	3	4	5
a	269	269	269
b	107	107	107
K	14,5-36	14,5-36	14,5-36
Weight	626	677	727

„Power Twist“ Connector

- with Twist cable gland
- with lamellar contact
- to order with pilot contact please add a "5" e.g. 2335-6 (see page 7)

IP66/67 watertight

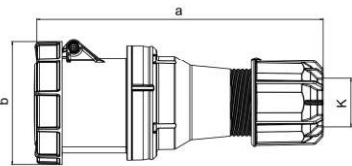


Poles	63 Amp		
	3	4	5
a	269	269	269
b	114	114	114
K	14,5-36	14,5-36	14,5-36
Weight	669	720	770

„Power Twist“ Connector

- with Twist cable gland
- with lamellar contact
- to order with pilot contact please add a "5" e.g. 2335-6 (see page 7)

IP66/67 watertight



Poles	125 Amp		
	3	4	5
a	287	287	287
b	124	124	124
K	22,5-50	22,5-50	22,5-50
Weight	1054	1158	1250

„Power Twist“ Connector

- with Twist cable gland
- with lamellar contact
- to order with pilot contact please add a "5" e.g. 2435-6 (see page 7)
- to order with pilot contact system (PCS) please add a "6" e.g. 2436-6 (page 8)

IP66/67 watertight

Amp.	Poles	pack. unit	110V~	230V~	400V~	500V~	>50-500V~	>50-500V~
			50/60Hz 4h	50/60Hz 3p=6h 4p+5p=9h	50/60Hz 3p=9h 4p+5p=6h	50/60Hz 7h	100-300Hz 10h	301-500Hz 2h
			Cat.No.	Cat.No.	Cat.No.	Cat.No.	Cat.No.	Cat.No.
63	3	2	2331-4	2331-6	2331-9	2331-7	2331-10	2331-2
63	4	2	2341-4	2341-9	2341-6	2341-7	2341-10	2341-2
63	5	2	2351-4	2351-9	2351-6	2351-7	2351-10	2351-2
63	3	2	233-4	233-6	233-9	233-7	233-10	233-2
63	4	2	234-4	234-9	234-6	234-7	234-10	234-2
63	5	2	235-4	235-9	235-6	235-7	235-10	235-2
125	3	2	243-4	243-6	243-9	243-7	243-10	243-2
125	4	2	244-4	244-9	244-6	244-7	244-10	244-2
125	5	2	245-4	245-9	245-6	245-7	245-10	245-2

NEW



2351-6



235-6



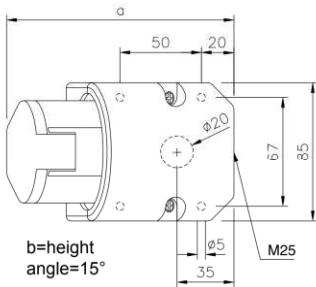
245-6





Wall sockets

INDUSTRIAL PLUGS + SOCKETS

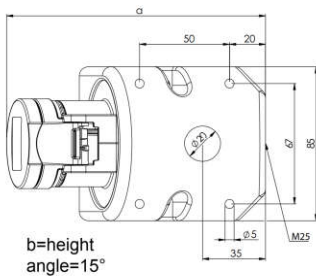


Poles	16 Amp			32 Amp		
	3	4	5	3	4	5
a	140	141	139	152	152	153
b	89	92	97	100	100	105
M	25	25	25	25	25	25
Weight	228	248	258	279	295	324

Wall socket

- top and rear entry
- to order nickel-plated contacts please add a "v" e.g. 113-6v

IP44 splashproof

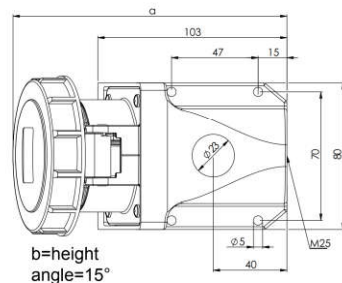


Poles	16 Amp			32 Amp		
	3	4	5	3	4	5
a	140	141	139	152	152	153
b	89	92	97	100	100	105
M	25	25	25	25	25	25
Weight	228	248	258	279	295	324

„Turbo Twist“ Wall socket

- top and rear entry
- to order nickel-plated contacts please add a "v" e.g. 113-6TT
- screwless connection technology

IP44 splashproof

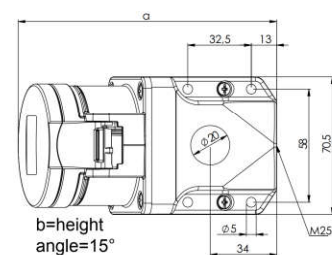


Poles	16 Amp			32 Amp		
	3	4	5	3	4	5
a	147	149	150	161	161	162
b	96	99	102	108	108	110
M	25	25	25	25	25	25
Weight	231	252	276	316	320	256

Wall socket

- top, bottom or rear entry
- to order nickel-plated contacts please add a "v" e.g. 1132-6v
- to order Turbo Twist design (screwless connection technology) please add "TT" e.g. 1132-6TT
- incl. blank cable gland

IP67 watertight

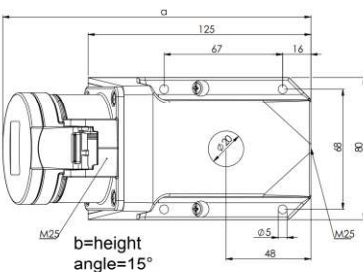


Poles	16 Amp			32 Amp		
	3	4	5	3	4	5
a	126	128	129	141	141	143
b	86	90	96	97	97	104
M	25	25	25	25	25	25
Weight	205	213	238	258	273	319

Wall socket

- top and rear entry
- to order nickel-plated contacts please add a "v" e.g. 113-6kv
- to order Turbo Twist design (screwless connection technology) please add "TT" e.g. 113-6kTT

IP44 splashproof



Poles	16 Amp			32 Amp		
	3	4	5	3	4	5
a	171	172	170	182	182	183
b	127	130	135	135	135	144
M	2x25	2x25	2x25	2x25	2x25	2x25
Weight	314	334	344	380	392	434

Wall socket

- for wiring through
- top and bottom entry
- to order nickel-plated contacts please add a "v" e.g. 913-6v
- to order Turbo Twist design (screwless connection technology) please add "TT" e.g. 913-6TT

IP44 splashproof

Amp.	Poles	pack. unit	110V~	230V~	400V~	500V~	>50-500V~	>50-500V~
			50/60Hz 4h	50/60Hz 3p=6h 4p+5p=9h	50/60Hz 3p=9h 4p+5p=6h	50/60Hz 7h	100-300Hz 10h	301-500Hz 2h
			Cat.No.	Cat.No.	Cat.No.	Cat.No.	Cat.No.	Cat.No.
16	3	10	113-4	113-6	113-9	113-7	113-10	113-2
16	4	10	114-4	114-9	114-6	114-7	114-10	114-2
16	5	10	115-4	115-9	115-6	115-7	115-10	115-2
32	3	10	123-4	123-6	123-9	123-7	123-10	123-2
32	4	10	124-4	124-9	124-6	124-7	124-10	124-2
32	5	10	125-4	125-9	125-6	125-7	125-10	125-2
16	3	10	113-4TT	113-6TT	113-9TT	113-7TT	113-10TT	113-2TT
16	4	10	114-4TT*	114-9TT*	114-6TT*	114-7TT*	114-10TT*	114-2TT*
16	5	10	115-4TT	115-9TT	115-6TT	115-7TT	115-10TT	115-2TT
32	3	10	123-4TT*	123-6TT*	123-9TT*	123-7TT*	123-10TT*	123-2TT*
32	4	10	124-4TT*	124-9TT*	124-6TT*	124-7TT*	124-10TT*	124-2TT*
32	5	10	125-4TT	125-9TT	125-6TT	125-7TT	125-10TT	125-2TT
* available second semester 2008								
16	3	5	1132-4	1132-6	1132-9	1132-7	1132-10	1132-2
16	4	5	1142-4*	1142-9*	1142-6*	1142-7*	1142-10*	1142-2*
16	5	5	1152-4	1152-9	1152-6	1152-7	1152-10	1152-2
32	3	5	1232-4*	1232-6*	1232-9*	1232-7*	1232-10*	1232-2*
32	4	5	1242-4*	1242-9*	1242-6*	1242-7*	1242-10*	1242-2*
32	5	5	1252-4	1252-9	1252-6	1252-7	1252-10	1252-2
* Turbo Twist design available second semester 2008								
16	3	10	113-4k	113-6k	113-9k	113-7k	113-10k	113-2k
16	4	10	114-4k*	114-9k*	114-6k*	114-7k*	114-10k*	114-2k*
16	5	10	115-4k	115-9k	115-6k	115-7k	115-10k	115-2k
32	3	10	123-4k*	123-6k*	123-9k*	123-7k*	123-10k*	123-2k*
32	4	10	124-4k*	124-9k*	124-6k*	124-7k*	124-10k*	124-2k*
32	5	10	125-4k	125-9k	125-6k	125-7k	125-10k	125-2k
* Turbo Twist design available second semester 2008								
16	3	5	913-4	913-6	913-9	913-7	913-10	913-2
16	4	5	914-4*	914-9*	914-6*	914-7*	914-10*	914-2*
16	5	5	915-4	915-9	915-6	915-7	915-10	915-2
32	3	5	923-4*	923-6*	923-9*	923-7*	923-10*	923-2*
32	4	5	924-4*	924-9*	924-6*	924-7*	924-10*	924-2*
32	5	5	925-4	925-9	925-6	925-7	925-10	925-2
* Turbo Twist design available second semester 2008								



113-6



113-6TT



1152-6



115-6k



913-6

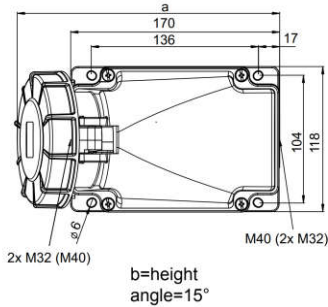




INDUSTRIAL PLUGS + SOCKETS

Wall sockets

• STANDARD •



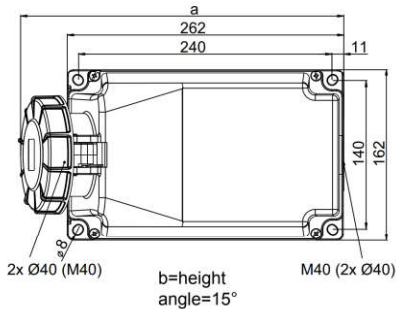
Poles	63 Amp		
	3	4	5
a	213	213	213
b	173	173	173
Weight	811	858	914

„Power Twist“ Wall socket

- top, bottom or rear entry
- 180° rotatable housing
- with lamellar contact
- to order with pilot contact please add a "5" e.g. 1335-6 (see page 7)
- cable gland is not included (see acc. page 31)

IP66/67 watertight
IP44 on request

• VERSION SPECIAL „TWIST“ •



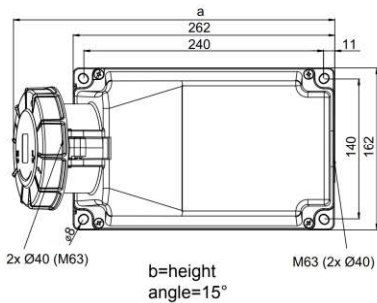
Poles	63 Amp		
	3	4	5
a	306	306	306
b	195	195	195
Weight	1354	1403	1459

„Power Twist“ Wall socket

- top, bottom or rear entry
- 180° rotatable housing
- with lamellar contact
- to order with pilot contact please add a "5" e.g. 13375-6 (see page 7)
- cable gland is not included (see acc. page 31)

IP66/67 watertight
IP44 on request

• STANDARD •



Poles	125 Amp		
	3	4	5
a	322	322	322
b	205	205	205
Weight	1850	1900	1950

„Power Twist“ Wall socket

- top, bottom or rear entry
- 180° rotatable housing
- with lamellar contact
- to order with pilot contact please add a "5" e.g. 1435-6 (see page 7)
- to order with pilot contact system (PCS) please add a "6" e.g. 1436-6 (page 8)
- cable gland is not included (see acc. page 31)

IP66/67 watertight

110V~
50/60Hz
4h

230V~
50/60Hz
3p=6h
4p+5p=9h

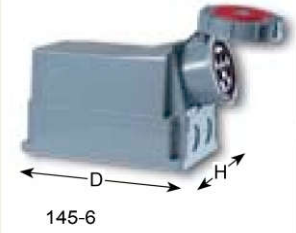

400V~
50/60Hz
3p=9h
4p+5p=6h

500V~
50/60Hz
7h

>50-500V~
100-300Hz
10h

>50-500V~
301-500Hz
2h

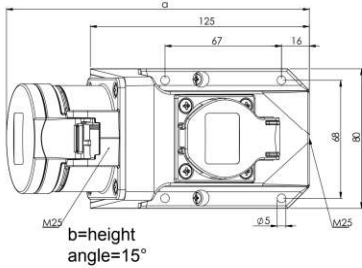
Amp.	Poles	pack. unit	Cat.No.	Cat.No.	Cat.No.	Cat.No.	Cat.No.	Cat.No.
Basic unit WxHxD = 170x118x172; 1xM40; 2xM32								
63	3	2	133-4	133-6	133-9	133-7	133-10	133-2
63	4	2	134-4	134-9	134-6	134-7	134-10	134-2
63	5	2	135-4	135-9	135-6	135-7	135-10	135-2
Basic unit WxHxD = 260x160x190; 1xM40; 2xØ40 Acc. see page 31								
63	3	2	1337-4	1337-6	1337-9	1337-7	1337-10	1337-2
63	4	2	1347-4	1347-9	1347-6	1347-7	1347-10	1347-2
63	5	2	1357-4	1357-9	1357-6	1357-7	1357-10	1357-2
Basic unit WxHxD = 201x160x260; 1xØ50; 2xØ40 Acc. see page 31								
125	3	1	143-4	143-6	143-9	143-7	143-10	143-2
Basic unit WxHxD = 201x160x260; 1xM63; 2xØ40 Acc. see page 31								
125	4	1	144-4	144-9	144-6	144-7	144-10	144-2
125	5	1	145-4	145-9	145-6	145-7	145-10	145-2





INDUSTRIAL PLUGS + SOCKETS

Wall sockets - COMBO

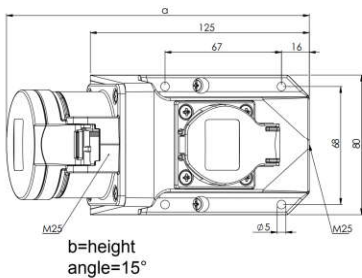


Poles	16 Amp			32 Amp		
	3	4	5	3	4	5
a	171	172	170	182	182	183
b	127	130	135	135	135	144
M	2x25	2x25	2x25	2x25	2x25	2x25
Weight	394	415	425	446	458	500

Wall socket - COMBO

- Wall socket with integrated socket (DIN 49440)
- Connecting terminals up to 10 mm²
- **ready wired**
- top, bottom or rear entry
- for Combo-wall socket 32A the socket 16A (DIN 49440) is protected by fuse (10A slow)

IP44 splashproof

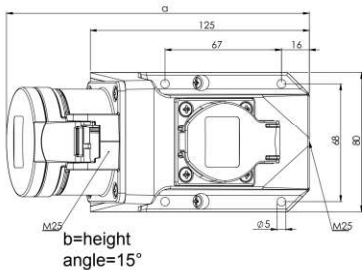


Poles	16 Amp			32 Amp		
	3	4	5	3	4	5
a	171	172	170	182	182	183
b	127	130	135	135	135	144
M	2x25	2x25	2x25	2x25	2x25	2x25
Weight	384	405	415	446	458	500

Wall socket - COMBO

- Wall socket with integrated socket (DIN 49440)
- Connecting terminals up to 10 mm²
- **unwired**
- top, bottom or rear entry

IP44 splashproof

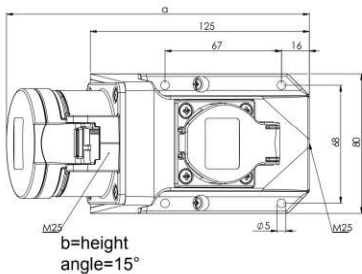


Poles	16 Amp			32 Amp		
	3	4	5	3	4	5
a	171	172	170	182	182	183
b	127	130	135	135	135	144
M	2x25	2x25	2x25	2x25	2x25	2x25
Weight	394	415	425	446	458	500

Wall socket - COMBO

- Wall socket with integrated socket (DIN 49440) with earthing pin, (central earth contact, french standard)
- **ready wired**
- top, bottom or rear entry
- for Combo-wall socket 32A the socket 16A (DIN 49440) is protected by fuse (10A slow)

IP44 splashproof

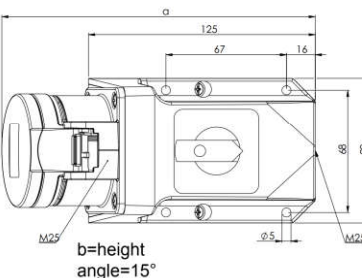


Poles	16 Amp			32 Amp		
	3	4	5	3	4	5
a	171	172	170	182	182	183
b	127	130	135	135	135	144
M	2x25	2x25	2x25	2x25	2x25	2x25
Weight	384	405	415	446	458	500

Wall socket - COMBO

- Wall socket with integrated socket (DIN 49440) with earthing pin, (central earth contact, french standard)
- **unwired**
- top, bottom or rear entry

IP44 splashproof



Poles	16 Amp	32 Amp	
	5	5	
a	170	183	
b	135	144	
M	2x25	2x25	
Weight	505	623	

COMBO with switch

- Wall socket with integrated ON/OFF-switch
- **prewired**
- top, bottom or rear entry

IP44 splashproof

230V~

50/60Hz
3p=6h
4p+5p=9h

400V~

50/60Hz
3p=9h
4p+5p=6h

Amp.	Poles	pack. unit
16	3	5
16	4	5
16	5	5
32	3	5
32	4	5
32	5	5

Cat.No.

Cat.No.

9213-6	
9214-9	9214-6
	9215-6
9223-6	
9224-9	9224-6
	9225-6



9215-6



16	3	5
16	4	5
16	5	5
32	3	5
32	4	5
32	5	5

9213-6w	
9214-9w	9214-6w
	9215-6w
9223-6w	
9224-9w	9224-6w
	9225-6w



9215-6w



16	3	5
16	4	5
16	5	5
32	3	5
32	4	5
32	5	5

9213-6f	
9214-9f	9214-6f
	9215-6f
9223-6f	
9224-9f	9224-6f
	9225-6f



9215-6f



16	3	5
16	4	5
16	5	5
32	3	5
32	4	5
32	5	5

9213-6fw	
9214-9fw	9214-6fw
	9215-6fw
9223-6fw	
9224-9fw	9224-6fw
	9225-6fw



9215-6fw

16	5	5
32	5	5

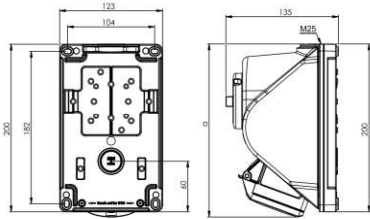
	75915-6
	75925-6



75915-6



Wall sockets - COMBOPOL

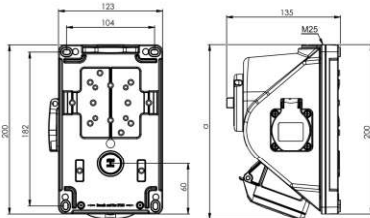


Poles	16 Amp			32 Amp		
	3	4	5	3	4	5
a	208	209	207	211	211	212
Weight	675	695	705	755	780	805

Wall socket – COMBOPOL

- CEE 16A 3p to 32A 5p

IP44 splashproof
IP67 on request

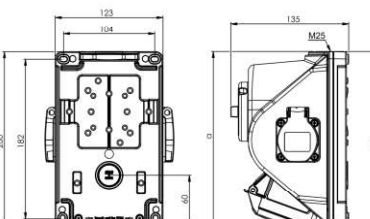


Poles	16 Amp			32 Amp		
	3	4	5	3	4	5
a	208	209	207	211	211	212
Weight	715	735	745	800	825	850

Wall socket – COMBOPOL

- CEE 16A 3p to 32A 5p with 1 socket (DIN 49440) 16A 250V
- at 32A: socket (DIN 49440) protected with 10A fuse
- available also with Belg./French, Danish, British and Swiss sockets
- design with rotary lever on request

IP44 splashproof
IP67 on request



Poles	16 Amp			32 Amp		
	3	4	5	3	4	5
a	208	209	207	211	211	212
Weight	765	785	795	845	870	895

Wall socket – COMBOPOL

- CEE 16A 3p to 32A 5p with 2 sockets (DIN 49440) 16A 250V
- at 32A: socket (DIN 49440) protected with 10A fuse
- available also with Belg./French, Danish, British and Swiss sockets
- design with rotary lever on request

IP44 splashproof
IP67 on request

Technical data:

- large connection area
- enclosure made of high impact resistance material
- ready wired for using
- cable entry M25 – top entry, Ø 25mm at the rear
- all external metal parts are made from stainless steel
- at switch-off position: lockable with padlock (40 mm)
- ON / OFF switch AC 22A, 10kA acc. to EN 60947-3
- switch all outlets

Amp.	Poles	pack. unit	Cat.No.	Switch	Socket outlet (DIN 49440)	Cat.No.	Switch	Socket outlet
16	3	1	96061350	0-1	0			
16	4	1	96061450	0-1	0			
16	5	1	96061550	0-1	0			
32	3	1	96062350	0-1	0			
32	4	1	96062450	0-1	0			
32	5	1	96062550	0-1	0			
with rotary lever								
16	4	1	960614501	L-0-R	0			
16	5	1	960615501	L-0-R	0			
32	4	1	960624501	L-0-R	0			
32	5	1	960625501	L-0-R	0			

NEW



96061550

16A	3	1	96061351	0-1	1	national	96061341	0-1	1	belg./french.
16A	4	1	96061451	0-1	1	national	96061441	0-1	1	belg./french.
16A	5	1	96061551	0-1	1	national	96061541	0-1	1	belg./french.
32A	3	1	96062351	0-1	1	national	96062341	0-1	1	belg./french.
32A	4	1	96062451	0-1	1	national	96062441	0-1	1	belg./french.
32A	5	1	96062551	0-1	1	national	96062541	0-1	1	belg./french.

NEW



96062551

16A	3	1	96061352	0-1	2	national	96061342	0-1	2	belg./french.
16A	4	1	96061452	0-1	2	national	96061442	0-1	2	belg./french.
16A	5	1	96061552	0-1	2	national	96061542	0-1	2	belg./french.
32A	3	1	96062352	0-1	2	national	96062342	0-1	2	belg./french.
32A	4	1	96062452	0-1	2	national	96062442	0-1	2	belg./french.
32A	5	1	96062552	0-1	2	national	96062542	0-1	2	belg./french.

NEW



96061552

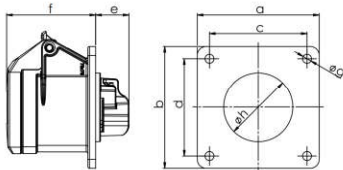
More cat.no. available on request!



INDUSTRIAL PLUGS + SOCKETS

Flanged sockets straight

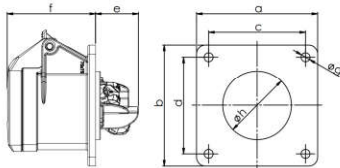
• STANDARD •



Poles	16 Amp			32 Amp		
	3	4*	5	3	4*	5
Flange						
a x b	75	75	75	75	75	75
Fix.center						
c x d	60	60	60	60	60	60
e	21	21	21	23	23	23
f	55	55	55	67	67	67
g	5,5	5,5	5,5	5,5	5,5	5,5
h	43	45	55	55	55	58
Weight	117	132	141	168	185	217

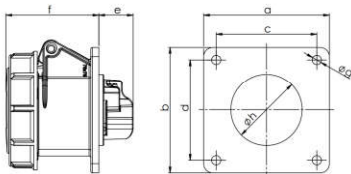
* new design available second semester 2008

• STANDARD TURBO TWIST •



Poles	16 Amp			32 Amp		
	3	4	5	3	4	5
Flange						
a x b	75	75	75	75	75	75
Fix.center						
c x d	60	60	60	60	60	60
e	27	27	27	27	27	27
f	55	55	55	67	67	67
g	5,5	5,5	5,5	5,5	5,5	5,5
h	43	45	55	55	55	58
Weight	116	131	138	156	173	200

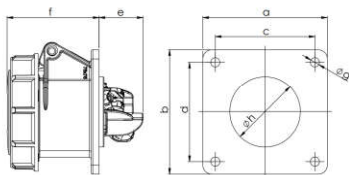
• STANDARD •



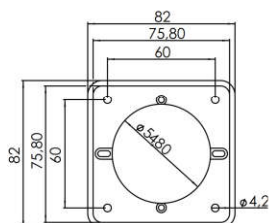
Poles	16 Amp			32 Amp		
	3	4*	5	3*	4*	5
Flange						
a x b	75	75	75	75	75	75
Fix.center						
c x d	60	60	60	60	60	60
e	21	21	21	23	23	23
f	55	55	55	67	67	67
g	5,5	5,5	5,5	5,5	5,5	5,5
h	43	45	55	55	55	58
Weight	134	153	166	200	217	250

* new design available second semester 2008

• STANDARD TURBO TWIST •



Poles	16 Amp			32 Amp		
	3	4	5	3	4	5
Flange						
a x b	75	75	75	75	75	75
Fix.center						
c x d	60	60	60	60	60	60
e	27	27	27	27	27	27
f	55	55	55	67	67	67
g	5,5	5,5	5,5	5,5	5,5	5,5
h	43	45	55	55	55	58
Weight	133	152	163	188	204	233



	Intermediate flange for cable conduit installation
Flange	75 x 75 mm
Fixing center	60 x 60 mm
	Cat.No. 810-00

Flanged socket straight

- for use on cable conduits
- to order nickel-plated contacts please add a "v" e.g. 313-6f7v

IP44 splashproof

„Turbo Twist“ Flanged socket straight

- to order nickel-plated contacts please add a "v" e.g. 313-6TTf7v
- screwless connection technology

IP44 splashproof

Flanged socket straight

- to order nickel-plated contacts please add a "v" e.g. 3132-6v

IP67 watertight

„Turbo Twist“ Flanged socket straight

- to order nickel-plated contacts please add a "v" e.g. 3132-6TTf7v
- screwless connection technology

IP67 watertight

Cable conduit installation

- CEE-socket outlet e.g. 315-6f7
- flange: 75 x 75 mm
- fixing center: 60 x 60 mm
- with intermediate flange, suitable for standard conduit mounting boxes

Amp.	Poles	pack. unit	110V~	230V~	400V~	500V~	>50-500V~	>50-500V~
			50/60Hz 4h	50/60Hz 3p=6h 4p+5p=9h	50/60Hz 3p=9h 4p+5p=6h	50/60Hz 7h	100-300Hz 10h	301-500Hz 2h
			Cat.No.	Cat.No.	Cat.No.	Cat.No.	Cat.No.	Cat.No.
16	3	10	313-4f7	313-6f7	313-9f7	313-7f7	313-10f7	313-2f7
16	4	10	314-4f7*	314-9f7*	314-6f7*	314-7f7*	314-10f7*	314-2f7*
16	5	10	315-4f7	315-9f7	315-6f7	315-7f7	315-10f7	315-2f7
32	3	10	323-4f7*	323-6f7*	323-9f7*	323-7f7*	323-10f7*	323-2f7*
32	4	10	324-4f7*	324-9f7*	324-6f7*	324-7f7*	324-10f7*	324-2f7*
32	5	10	325-4f7	325-9f7	325-6f7	325-7f7	325-10f7	325-2f7

* new design available second semester 2008

16	3	10	313-4TTf7	313-6TTf7	313-9TTf7	313-7TTf7	313-10TTf7	313-2TTf7
16	4	10	314-4TTf7*	314-9TTf7*	314-6TTf7*	314-7TTf7*	314-10TTf7*	314-2TTf7*
16	5	10	315-4TTf7	315-9TTf7	315-6TTf7	315-7TTf7	315-10TTf7	315-2TTf7
32	3	10	323-4TTf7*	323-6TTf7*	323-9TTf7*	323-7TTf7*	323-10TTf7*	323-2TTf7*
32	4	10	324-4TTf7*	324-9TTf7*	324-6TTf7*	324-7TTf7*	324-10TTf7*	324-2TTf7*
32	5	10	325-4TTf7	325-9TTf7	325-6TTf7	325-7TTf7	325-10TTf7	325-2TTf7

* available second semester 2008

16	3	10	3132-4	3132-6	3132-9	3132-7	3132-10	3132-2
16	4	10	3142-4*	3142-9*	3142-6*	3142-7*	3142-10*	3142-2*
16	5	10	3152-4	3152-9	3152-6	3152-7	3152-10	3152-2
32	3	10	3232-4*	3232-6*	3232-9*	3232-7*	3232-10*	3232-2*
32	4	10	3242-4*	3242-9*	3242-6*	3242-7*	3242-10*	3242-2*
32	5	10	3252-4	3252-9	3252-6	3252-7	3252-10	3252-2

* new design available second semester 2008

16	3	10	3132-4TT	3132-6TT	3132-9TT	3132-7TT	3132-10TT	3132-2TT
16	4	10	3142-4TT*	3142-9TT*	3142-6TT*	3142-7TT*	3142-10TT*	3142-2TT*
16	5	10	3152-4TT	3152-9TT	3152-6TT	3152-7TT	3152-10TT	3152-2TT
32	3	10	3232-4TT*	3232-6TT*	3232-9TT*	3232-7TT*	3232-10TT*	3232-2TT*
32	4	10	3242-4TT*	3242-9TT*	3242-6TT*	3242-7TT*	3242-10TT*	3242-2TT*
32	5	10	3252-4TT	3252-9TT	3252-6TT	3252-7TT	3252-10TT	3252-2TT

* available second semester 2008



313-6f7



313-6TTf7



3132-6



3132-6TT



Conduit mounting box

Intermediate flange (810-00)

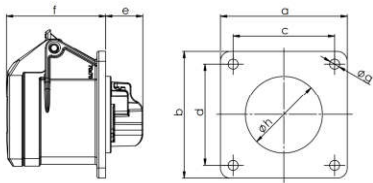
CEE socket outlet (e.g. 315-6f7)



INDUSTRIAL PLUGS + SOCKETS

Flanged sockets straight

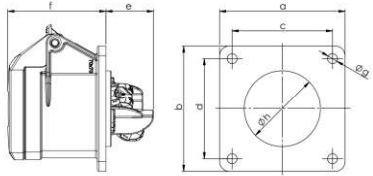
• SPECIAL VERSION •



Poles	16 Amp			32 Amp		
	3	4*	5	3*	4*	5
Flange						
a x b	70	70	70	70	70	70
Fix.center						
c x d	56	56	56	56	56	56
e	21	21	21	23	23	23
f	55	55	55	67	67	67
g	5,5	5,5	5,5	5,5	5,5	5,5
h	43	45	55	55	55	58
Weight	113	128	150	164	181	213

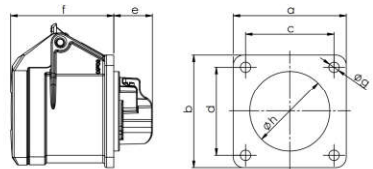
* new design available second semester 2008

• SPECIAL VERSION TURBO TWIST•



Poles	16 Amp			32 Amp		
	3	4	5	3	4	5
Flange						
a x b	70	70	70	70	70	70
Fix.center						
c x d	56	56	56	56	56	56
e	27	27	27	27	27	27
f	55	55	55	67	67	67
g	5,5	5,5	5,5	5,5	5,5	5,5
h	43	45	55	55	55	58
Weight	112	127	144	152	169	196

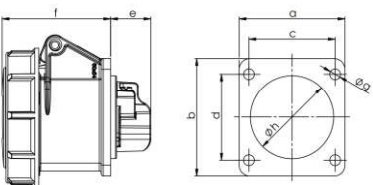
• SPECIAL VERSION •



Poles	16 Amp	
	3	4*
Flange		
a x b	60	60
Fix.center		
c x d	47	47
e	21	21
f	55	55
g	5,5	5,5
h	43	45
Weight	105	120

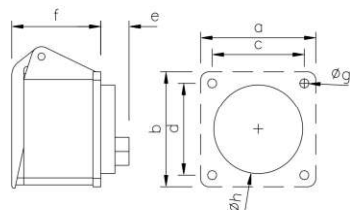
* new design available second semester 2008

• SPECIAL VERSION •



Poles	16 Amp		
	3	3	3
Flange a	54	60	70
Flange b	60	60	70
Fix.center c	44	47	56
Fix.center d	44	47	56
e	21	21	21
f	55	55	55
g	5,5	5,5	5,5
h	43	43	43
Weight	105	107	115

• SPECIAL VERSION •



Poles	16 Amp	
	5	
Flange a	65	
Flange b	70	
Fix.center c	52	
Fix.center d	52	
e	28	
f	48	
g	5,5	
h	56	
Weight	148	

Flanged socket straight

- to order nickel-plated contacts please add a "v" e.g. 313-6v

IP44 splashproof

„Turbo Twist“ Flanged socket straight

- to order nickel-plated contacts please add a "v" e.g. 313-6TTv
- screwless connection technology

IP44 splashproof

Flanged socket straight

- to order nickel-plated contacts please add a "v" e.g. 313-6f6v
- to order Turbo Twist design (screwless connection technology) please add „TT“ e.g. 313-6f6TT

IP44 splashproof

Flanged socket straight

- to order nickel-plated contacts please add a "v" e.g. 3132-6ft9v
- to order Turbo Twist design (screwless connection technology) please add „TT“ e.g. 3132-6ft9TT

IP67 watertight

Flanged socket straight

- to order nickel-plated contacts please add a "v" e.g. 313-6f5v

IP44 splashproof

Amp.	Poles	pack. unit	110V~	230V~	400V~	500V~	>50-500V~	>50-500V~
			50/60Hz 4h	50/60Hz 3p=6h 4p+5p=9h	50/60Hz 3p=9h 4p+5p=6h	50/60Hz 7h	100-300Hz 10h	301-500Hz 2h
			Cat.No.	Cat.No.	Cat.No.	Cat.No.	Cat.No.	Cat.No.
16	3	10	313-4	313-6	313-9	313-7	313-10	313-2
16	4	10	314-4*	314-9*	314-6*	314-7*	314-10*	314-2*
16	5	10	315-4	315-9	315-6	315-7	315-10	315-2
32	3	10	323-4*	323-6*	323-9*	323-7*	323-10*	323-2*
32	4	10	324-4*	324-9*	324-6*	324-7*	324-10*	324-2*
32	5	10	325-4	325-9	325-6	325-7	325-10	325-2

* new design available second semester 2008

16	3	10	313-4TT	313-6TT	313-9TT	313-7TT	313-10TT	313-2TT
16	4	10	314-4TT*	314-9TT*	314-6TT*	314-7TT*	314-10TT*	314-2TT*
16	5	10	315-4TT	315-9TT	315-6TT	315-7TT	315-10TT	315-2TT
32	3	10	323-4TT*	323-6TT*	323-9TT*	323-7TT*	323-10TT*	323-2TT*
32	4	10	324-4TT*	324-9TT*	324-6TT*	324-7TT*	324-10TT*	324-2TT*
32	5	10	325-4TT	325-9TT	325-6TT	325-7TT	325-10TT	325-2TT

* available second semester 2008

16	3	10	313-4f6	313-6f6	313-9f6	313-7f6	313-10f6	313-2f6
16	4	10	314-4f6*	314-9f6*	314-6f6*	314-7f6*	314-10f6*	314-2f6*

* new design and Turbo Twist design available second semester 2008

with Flange 60 x 54			16	3	10	3132-4f9	3132-6f9	3132-9f9	3132-7f9	3132-10f9	3132-2f9
with Flange 60 x 60			16	3	10	3132-4f6	3132-6f6	3132-9f6	3132-7f6	3132-10f6	3132-2f6
with Flange 70 x 70			16	3	10	3132-4f70	3132-6f70	3132-9f70	3132-7f70	3132-10f70	3132-2f70

Use: especially qualified for the assembly on cable reels

16	5	10	315-4fa	315-9fa	315-6fa	315-7fa	315-10fa	315-2fa
----	---	----	---------	---------	----------------	---------	----------	---------



313-6



313-6TT



313-6f6



3132-6f9



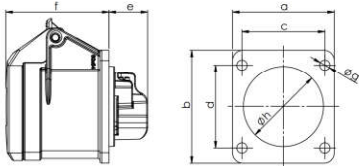
315-6fa



INDUSTRIAL PLUGS + SOCKETS

Flanged sockets straight

• SPECIAL VERSION •



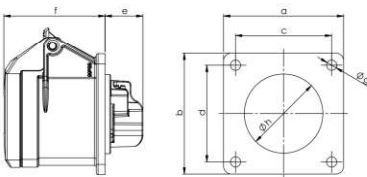
Poles	16 Amp	
	3	3
Flange		
a	54	55
b	60	55
Fix.center		
c x d	44	44
e	21	28
f	55	46
g	5,5	4,5
h	43	51
Weight	103	120

Flanged socket straight

- to order nickel-plated contacts please add a "v" e.g. 313-6f9v
- to order Turbo Twist design (screwless connection technology) please add „TT“ e.g. 313-6f9TT

IP44 splashproof

• SPECIAL VERSION •



Poles	16 Amp	
	3	4*
Flange		
a x b	65	65
Fix.center		
c x d	52	52
e	21	21
f	55	55
g	5,5	5,5
h	43	45
Weight	109	124

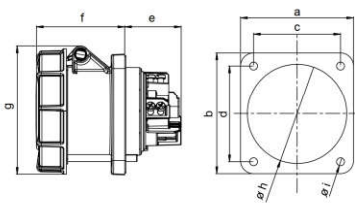
* new design available second semester 2008

Flanged socket straight

- to order nickel-plated contacts please add a "v" e.g. 313-6f0v
- to order Turbo Twist design (screwless connection technology) please add „TT“ e.g. 313-6f0TT

IP44 splashproof

•STANDARD• •SPECIAL•



Poles	63 Amp			63 Amp		
	3	4	5	3	4	5
Flange a	100	100	100	100	100	100
Flange b	100	100	100	107	107	107
Fix.center c	80	80	80	77	77	77
Fix.center d	80	80	80	85	85	85
e	50	50	50	50	50	50
f	80	80	80	80	80	80
g	114	114	114	114	114	114
h	85	85	85	85	85	85
i	7	7	7	7	7	7
Weight	490	522	668	496	528	674

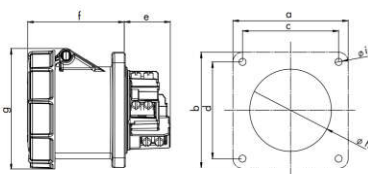
„Power Twist“

Flanged socket straight

- with lamellar contact
- to order with pilot contact please add a "5" e.g. 3335-6 (see page 7)

IP66/67 watertight

IP44 on request



Poles	125 Amp		
	3	4	5
Flange			
a x b	120	120	120
Fix.center			
c x d	100	100	100
e	48	48	48
f	101	101	101
g	126	126	126
h	90	90	90
i	8	8	8
Weight	743	879	974

„Power Twist“

Flanged socket straight

- with lamellar contact
- to order with pilot contact please add a "5" e.g. 3435-6 (see page 7)
- to order with pilot contact system (PCS) please add a "6" e.g. 3436-6 (page 8)

IP66/67 watertight

Amp.	Poles	pack. unit	110V~	230V~	400V~	500V~	>50-500V~	>50-500V~
			50/60Hz 4h	50/60Hz 3p=6h 4p+5p=9h	50/60Hz 3p=9h 4p+5p=6h	50/60Hz 7h	100-300Hz 10h	301-500Hz 2h
			Cat.No.	Cat.No.	Cat.No.	Cat.No.	Cat.No.	Cat.No.
with flange 60 x 54								
16	3	10	313-4f9	313-6f9	313-9f9	313-7f9	313-10f9	313-2f9
with flange 55 x 55								
16	3	10	313-4f5	313-6f5	313-9f5	313-7f5	313-10f5	313-2f5
with flange 100 x 100								
63	3	2	333-4	333-6	333-9	333-7	333-10	333-2
63	4	2	334-4	334-9	334-6	334-7	334-10	334-2
63	5	2	335-4	335-9	335-6	335-7	335-10	335-2
with flange 107 x 100								
63	3	2	333-4fc	333-6fc	333-9fc	333-7fc	333-10fc	333-2fc
63	4	2	334-4fc	334-9fc	334-6fc	334-7fc	334-10fc	334-2fc
63	5	2	335-4fc	335-9fc	335-6fc	335-7fc	335-10fc	335-2fc
with flange 125 x 100								
125	3	2	343-4	343-6	343-9	343-7	343-10	343-2
125	4	2	344-4	344-9	344-6	344-7	344-10	344-2
125	5	2	345-4	345-9	345-6	345-7	345-10	345-2

* Turbo Twist design available second semester 2008



313-6f9



313-6f0



335-6



345-6

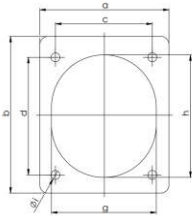




INDUSTRIAL PLUGS + SOCKETS

Flanged sockets sloping

• STANDARD •



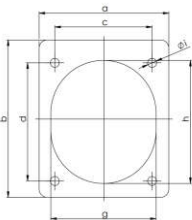
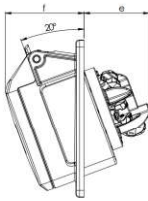
Poles	16 Amp			32 Amp		
	3	4	5	3	4	5
Flange a	70	70	80	80	80	80
Flange b	85	85	97	97	97	97
Fix.center c	50	50	60	60	60	60
Fix.center d	65	65	73	73	73	73
e	38	38	39	51	51	51
f	47	47	48	50	50	52
g	51	56	65	65	65	70
h	61	67	76	75	75	80
i	5,5	5,5	5,5	5,5	5,5	5,5
Weight	112	117	144	198	222	250

Flanged socket sloping

- to order nickel-plated contacts please add a "v" e.g. 413-6v

IP44 splashproof

• STANDARD TURBO TWIST •



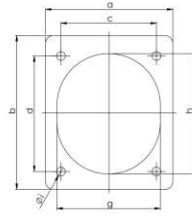
Poles	16 Amp			32 Amp		
	3	4	5	3	4	5
Flange a	70	70	80	80	80	80
Flange b	85	85	97	97	97	97
Fix.center c	50	50	60	60	60	60
Fix.center d	65	65	73	73	73	73
e	41	41	41	48	48	48
f	47	47	48	50	50	52
g	51	56	65	65	65	70
h	61	67	76	75	75	80
i	5,5	5,5	5,5	5,5	5,5	5,5
Weight	111	116	138	186	210	233

„Turbo Twist“ Flanged socket sloping

- to order nickel-plated contacts please add a "v" e.g. 415-6TTv
- screwless connection technology

IP44 splashproof

• STANDARD •



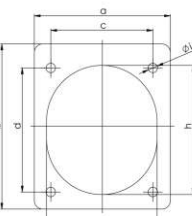
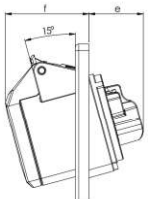
Pole	16 Amp			32 Amp		
	3	4	5	3	4	5
Flange a	70	70	80	80	80	80
Flange b	85	85	97	97	97	97
Fix.center c	50	50	60	60	60	60
Fix.center d	65	65	73	73	73	73
e	38	38	39	51	51	51
f	49	50	54	60	60	61
g	51	56	65	65	65	70
h	61	67	76	75	75	80
i	5,5	5,5	5,5	5,5	5,5	5,5
Weight	124	141	168	224	248	278

Flanged socket sloping

- to order nickel-plated contacts please add a "v" e.g. 4132-6f78v
- to order Turbo Twist design (screwless connection technology) please add „TT“ e.g. 4132-6f78TT

IP67 watertight

• SPECIAL VERSION „TWIST“ •



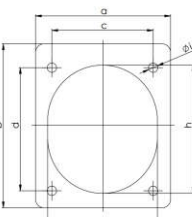
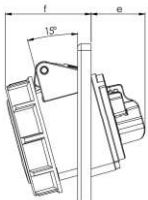
Poles	16 Amp	
	3	4
Flange a	80	80
Flange b	97	97
Fix.center c	60	60
Fix.center d	73	73
e	30	33
f	49	49
g	70	70
h	77	77
i	5,5	5,5
Weight	116	136

„Twist“ Flanged socket sloping

- three-piece version
- to order nickel-plated contacts please add a "v" e.g. 413-6f8v
- to order Turbo Twist design (screwless connection technology) please add „TT“ e.g. 413-6f8TT

IP44 splashproof

• SPECIAL VERSION „TWIST“ •



Poles	16 Amp	
	3	4
Flange a	80	80
Flange b	97	97
Fix.center c	60	60
Fix.center d	73	73
e	30	33
f	54	54
g	70	70
h	77	77
i	5,5	5,5
Weight	157	174

„Twist“ Flanged socket sloping

- three-piece version
- to order nickel-plated contacts please add a "v" e.g. 4132-6f8v
- to order Turbo Twist design (screwless connection technology) please add „TT“ e.g. 4132-6f8TT

IP67 watertight

Amp.	Poles	pack. unit	110V~	230V~	400V~	500V~	>50-500V~	>50-500V~
			50/60Hz 4h	50/60Hz 3p=6h 4p+5p=9h	50/60Hz 3p=9h 4p+5p=6h	50/60Hz 7h	100-300Hz 10h	301-500Hz 2h
			Cat.No.	Cat.No.	Cat.No.	Cat.No.	Cat.No.	Cat.No.
16	3	10	413-4	413-6	413-9	413-7	413-10	413-2
16	4	10	414-4	414-9	414-6	414-7	414-10	414-2
16	5	10	415-4	415-9	415-6	415-7	415-10	415-2
32	3	10	423-4	423-6	423-9	423-7	423-10	423-2
32	4	10	424-4	424-9	424-6	424-7	424-10	424-2
32	5	10	425-4	425-9	425-6	425-7	425-10	425-2
16	3	10	413-4TT	413-6TT	413-9TT	413-7TT	413-10TT	413-2TT
16	4	10	414-4TT	414-9TT	414-6TT	414-7TT	414-10TT	414-2TT
16	5	10	415-4TT	415-9TT	415-6TT	415-7TT	415-10TT	415-2TT
32	3	10	423-4TT	423-6TT	423-9TT	423-7TT	423-10TT	423-2TT
32	4	10	424-4TT	424-9TT	424-6TT	424-7TT	424-10TT	424-2TT
32	5	10	425-4TT	425-9TT	425-6TT	425-7TT	425-10TT	425-2TT
16	3	10	4132-4f78	4132-6f78	4132-9f78	4132-7f78	4132-10f78	4132-2f78
16	4	10	4142-4f78	4142-9f78	4142-6f78	4142-7f78	4142-10f78	4142-2f78
16	5	10	4152-4f78	4152-9f78	4152-6f78	4152-7f78	4152-10f78	4152-2f78
32	3	10	4232-4f78	4232-6f78	4232-9f78	4232-7f78	4232-10f78	4232-2f78
32	4	10	4242-4f78	4242-9f78	4242-6f78	4242-7f78	4242-10f78	4242-2f78
32	5	10	4252-4f78	4252-9f78	4252-6f78	4252-7f78	4252-10f78	4252-2f78
16	3	10	413-4f8	413-6f8	413-9f8	413-7f8	413-10f8	413-2f8
16	4	10	414-4f8	414-9f8	414-6f8	414-7f8	414-10f8	414-2f8
16	3	10	4132-4f8	4132-6f8	4132-9f8	4132-7f8	4132-10f8	4132-2f8
16	4	10	4142-4f8	4142-9f8	4142-6f8	4142-7f8	4142-10f8	4142-2f8



415-6



415-6TT



4152-6f78



413-6f8



4132-6f8

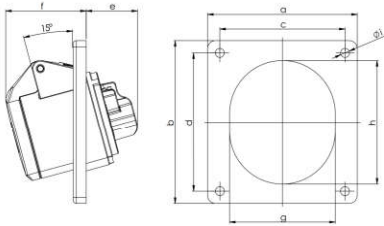




INDUSTRIAL PLUGS + SOCKETS

Flanged sockets sloping

• SPECIAL VERSION „TWIST“ •



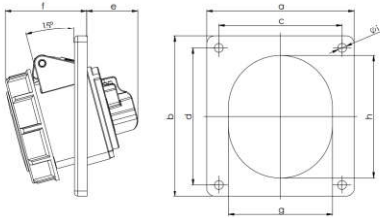
Poles	16 Amp		32 Amp	
	3	4	3	4
Flange a	92	92	92	92
Flange b	100	100	100	100
Fix.center c	77	77	77	77
Fix.center d	85	85	85	85
e	30	33	38	38
f	49	49	59	59
g	70	70	77	77
h	77	77	88	88
i	5,5	5,5	5,5	5,5
Weight	121	141	195	219

„Twist“ Flanged socket sloping

- three-piece version
- to order nickel-plated contacts please add a "v" e.g. 413-6f9v
- to order Turbo Twist design (screwless connection technology) please add „TT“ e.g. 413-6f9TT

IP44 splashproof

• SPECIAL VERSION „TWIST“ •



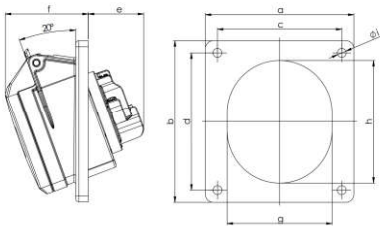
Poles	16 Amp			32 Amp		
	3	4	5	3	4	5
Flange a	92	92	92	92	92	92
Flange b	100	100	100	100	100	100
Fix.center c	77	77	77	77	77	77
Fix.center d	85	85	85	85	85	85
e	30	33	36	38	38	41
f	54	54	54	65	65	65
g	70	70	70	77	77	77
h	77	77	77	88	88	88
i	5,5	5,5	5,5	5,5	5,5	5,5
Weight	152	172	206	226	250	278

„Twist“ Flanged socket sloping

- three-piece version
- to order nickel-plated contacts please add a "v" e.g. 4132-6v
- to order Turbo Twist design (screwless connection technology) please add „TT“ e.g. 4132-6TT

IP67 watertight

• SPECIAL VERSION •



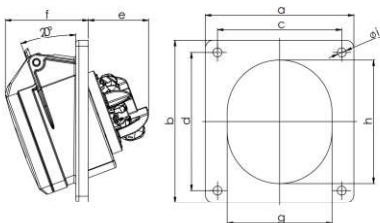
Poles	16 Amp		32 Amp	
	5	5	5	5
Flange a	92	92	92	92
Flange b	100	100	100	100
Fix.center c	77	77	77	77
Fix.center d	85	85	85	85
e	36	41	41	41
f	49	59	59	59
g	70	77	77	77
h	77	88	88	88
i	5,5	5,5	5,5	5,5
Weight	175	247	247	247

Flanged socket sloping

- to order nickel-plated contacts please add a "v" e.g. 415-6f9v

IP44 splashproof

• SPECIAL VERSION •



Poles	16 Amp		32 Amp	
	5	5	5	5
Flange a	92	92	92	92
Flange b	100	100	100	100
Fix.center c	77	77	77	77
Fix.center d	85	85	85	85
e	38	45	45	45
f	49	59	59	59
g	70	77	77	77
h	77	88	88	88
i	5,5	5,5	5,5	5,5
Weight	169	230	230	230

„Turbo Twist“ Flanged socket sloping

- to order nickel-plated contacts please add a "v" e.g. 415-6TTf9v

IP44 splashproof

Amp.	Poles	pack. unit	110V~	230V~	400V~	500V~	>50-500V~	>50-500V~
			50/60Hz 4h	50/60Hz 3p=6h 4p+5p=9h	50/60Hz 3p=9h 4p+5p=6h	50/60Hz 7h	100-300Hz 10h	301-500Hz 2h
			Cat.No.	Cat.No.	Cat.No.	Cat.No.	Cat.No.	Cat.No.
16	3	10	413-4f9	413-6f9	413-9f9	413-7f9	413-10f9	413-2f9
16	4	10	414-4f9	414-9f9	414-6f9	414-7f9	414-10f9	414-2f9
32	3	10	423-4f9	423-6f9	423-9f9	423-7f9	423-10f9	423-2f9
32	4	10	424-4f9	424-9f9	424-6f9	424-7f9	424-10f9	424-2f9
16	3	10	4132-4	4132-6	4132-9	4132-7	4132-10	4132-2
16	4	10	4142-4	4142-9	4142-6	4142-7	4142-10	4142-2
16	5	10	4152-4	4152-9	4152-6	4152-7	4152-10	4152-2
32	3	10	4232-4	4232-6	4232-9	4232-7	4232-10	4232-2
32	4	10	4242-4	4242-9	4242-6	4242-7	4242-10	4242-2
32	5	10	4252-4	4252-9	4252-6	4252-7	4252-10	4252-2
16	5	10	415-4f9	415-9f9	415-6f9	415-7f9	415-10f9	415-2f9
32	5	10	425-4f9	425-9f9	425-6f9	425-7f9	425-10f9	425-2f9
16	5	10	415-4TTf9	415-9TTf9	415-6TTf9	415-7TTf9	415-10TTf9	415-2TTf9
32	5	10	425-4TTf9	425-9TTf9	425-6TTf9	425-7TTf9	425-10TTf9	425-2TTf9



413-6f9



4132-6



415-6f9



415-6TTf9

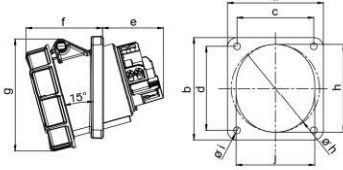




INDUSTRIAL PLUGS + SOCKETS

Flanged sockets sloping

•STANDARD• •SPECIAL•



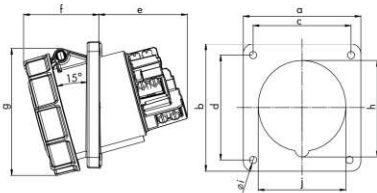
Poles	63 Amp			63 Amp			63 Amp		
	3	4	5	3	4	5	3	4	5
Flange a	100	100	100	106	106	106	100	100	100
Flange b	107	107	107	110	110	110	112	112	112
Fix.center c	77	77	77	90	90	90	80	80	80
Fix.center d	85	85	85	90	90	90	88	88	88
e	64	64	64	64	64	64	64	64	64
f	80	80	80	80	80	80	80	80	80
g	119	119	119	119	119	119	119	119	119
h	92	92	92	92	92	92	92	92	92
i	7	7	7	7	7	7	7	7	7
j	82	82	82	82	82	82	82	82	82
Weight	494	525	671	500	532	678	498	529	675

„Power Twist“ Flanged socket sloping

- with lamellar contact
- to order with pilot contact please add a "5" e.g. 4335-6 (see page 7)

IP66/67 watertight

•STANDARD• •SPECIAL•



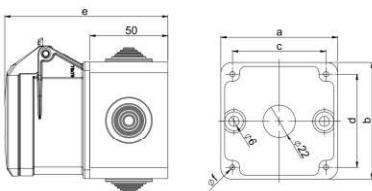
Poles	125 Amp			125 Amp		
	3	4	5	3	4	5
Flange a	120	120	120	114	114	114
Flange b	130	130	130	114	114	114
Fix.center c	100	100	100	90	90	90
Fix.center d	108	108	108	90	90	90
e	92	92	92	92	92	92
f	77	77	77	77	77	77
g	130	130	130	130	130	130
h	102	102	102	102	102	102
i	7	7	7	7	7	7
j	90	90	90	90	90	90
Weight	804	892	999	792	880	987

„Power Twist“ Flanged socket sloping

- with lamellar contact
- to order with pilot contact please add a "5" e.g. 4435-6 (see page 7)
- to order with pilot contact system (PCS) please add a "6" e.g. 4436-6 (page 8)

IP66/67 watertight

Surface outlet



Poles	16Amp			32Amp		
	3	4	5	3	4	5
Flange a x b	75	75	75	75	75	75
Fix.center c x d	60	60	60	60	60	60
e	105	105	105	115	115	115
f	3,3	3,3	3,3	3,3	3,3	3,3
Weight	190	205	220	260	270	295

Surface outlet

- empty or complete with flush mounting socket
- suitable for flanged sockets 16A, 32A
- available with 2, 4 or without lead-through nipple

IP44 splashproof

Amp.	Poles	pack. unit	110V~	230V~	400V~	500V~	>50-500V~	>50-500V~
			50/60Hz 4h	50/60Hz 3p=6h 4p+5p=9h	50/60Hz 3p=9h 4p+5p=6h	50/60Hz 7h	100-300Hz 10h	301-500Hz 2h
			Cat.No.	Cat.No.	Cat.No.	Cat.No.	Cat.No.	Cat.No.
with flange 112 x 100								
63	3	2	433-4	433-6	433-9	433-7	433-10	433-2
63	4	2	434-4	434-9	434-6	434-7	434-10	434-2
63	5	2	435-4	435-9	435-6	435-7	435-10	435-2
with flange 107 x 100								
63	3	2	433-4fc	433-6fc	433-9fc	433-7fc	433-10fc	433-2fc
63	4	2	434-4fc	434-9fc	434-6fc	434-7fc	434-10fc	434-2fc
63	5	2	435-4fc	435-9fc	435-6fc	435-7fc	435-10fc	435-2fc
with flange 110 x 106								
63	3	2	433-4fd	433-6fd	433-9fd	433-7fd	433-10fd	433-2fd
63	4	2	434-4fd	434-9fd	434-6fd	434-7fd	434-10fd	434-2fd
63	5	2	435-4fd	435-9fd	435-6fd	435-7fd	435-10fd	435-2fd



435-6

with flange 130 x 120								
125	3	2	443-4	443-6	443-9	443-7	443-10	443-2
125	4	2	444-4	444-9	444-6	444-7	444-10	444-2
125	5	2	445-4	445-9	445-6	445-7	445-10	445-2
with flange 114 x 114								
125	3	2	443-4fe	443-6fe	443-9fe	443-7fe	443-10fe	443-2fe
125	4	2	444-4fe	444-9fe	444-6fe	444-7fe	444-10fe	444-2fe
125	5	2	445-4fe	445-9fe	445-6fe	445-7fe	445-10fe	445-2fe



445-6

			complete surface outlet	surface outlet empty	
16	3	10	80013-6		
16	4	10		80014-6	80000
16	5	10		80015-6	without lead-through nipple
16	3	10	80213-6		
16	4	10		80214-6	80200
16	5	10		80215-6	2 lead-through nipples
16	3	10	80413-6		
16	4	10		80414-6	80400
16	5	10		80415-6	4 lead-through nipples

32A and special clock positions - available on request!

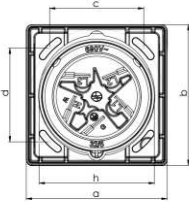
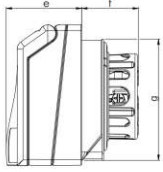


80415-6



INDUSTRIAL PLUGS + SOCKETS

Design Socket

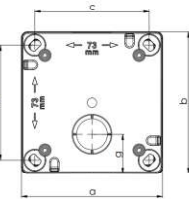
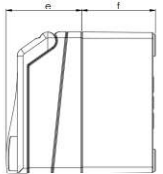


Poles	16 Amp			32 Amp	SSD
	3	4	5	5	
Flange					
a x b	90	90	90	90	90
Fix.center					
c x d	60	60	60	60	60
e	48	48	48	48	48
f	36	36	36	36	16
g	78	78	78	78	78
h	74	74	74	74	74
Weight	170	190	230	290	-

Flanged socket

- Flange can be rotated by 180° - straight and sloping design all in one!
- suitable for installation of cable conduits
- with inscription field
- nickel-plated contacts

IP44 splashproof

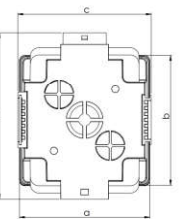
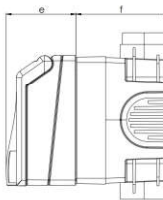


Poles	16 Amp			32 Amp	SSD
	3	4	5	5	
Flange					
a x b	90	90	90	90	90
Fix.center					
c x d	73	73	73	73	73
e	48	48	48	48	48
f	47	47	47	47	47
g	25	25	25	25	25
Weight	250	270	310	360	-

Surface outlet

- top entry with offset nipple, rear or bottom entry possible with cutout
- with inscription field
- nickel-plated contacts

IP44 splashproof



Poles	16 Amp			32 Amp	SSD
	3	4	5	5	
Flange					
a x b	90	90	90	90	90
c	92	92	92	92	92
d	115	115	115	115	115
e	48	48	48	48	48
f	64	64	64	64	64
Weight	260	280	320	370	-

Flush outlet

- top entry, rear or bottom entry possible with cutout
- in rows with both horizontal and vertical insertion
- with inscription field
- nickel-plated contacts

IP44 splashproof

Amp.	Poles	pack. unit	110V~	230V~	400V~	230V~
			50/60Hz 4h	50/60Hz 3p=6h 4p+5p=9h	50/60Hz 3p=9h 4p+5p=6h	50/60Hz 3p=6h 4p+5p=9h
			Cat.No.	Cat.No.	Cat.No.	Cat.No.
			(CEE-socket)	(CEE-socket)	(CEE-socket)	(with socket (DIN 49940))
16	3	6	843-4v	843-6v	843-9v	8430v*
16	4	6	844-4v	844-9v	844-6v	
16	5	6	845-4v	845-9v	845-6v	
32	5	6	855-4v	855-9v	855-6v	

* available also with Belg./French, Danish, British and Swiss socket



843-6v

16	3	6	863-4v	863-6v	863-9v	8630v*
16	4	6	864-4v	864-9v	864-6v	
16	5	6	865-4v	865-9v	865-6v	
32	5	6	875-4v	875-9v	875-6v	

* available also with Belg./French, Danish, British and Swiss socket



863-6v

16	3	6	883-4v	883-6v	883-9v	8830v*
16	4	6	884-4v	884-9v	884-6v	
16	5	6	885-4v	885-9v	885-6v	
32	5	6	895-4v	895-9v	895-6v	

* available also with Belg./French, Danish, British and Swiss socket



883-6v

All Design Sockets are available in the following colours: white (standard), pearl white und light grey:

To order white, just choose the above mentioned numbers	e.g. 845-6v
To order pearl white add „w“	e.g. 845-6vw
To order light grey add „g“	e.g. 845-6vg






Design Socket Accessories

Cover frame 1-way with gasket

- Dimensions: 105 x 105

white
perl white
light grey

9021
9021w
9021g
VPE: 25





Cover frame 2-way with gasket

- Dimensions: 195 x 105

white
perl white
light grey

9022
9022w
9022g
VPE: 25



Plaster Cover

903
VPE: 25



Locking

simultaneous locking **901026**
901025
VPE: 1



Design Socket Advantages

Fast and easy installation of the lock



Inscription field as standard incl. paper insert



Flange can be rotated by 180° - straight and sloping design all in one!



with CEE-socket

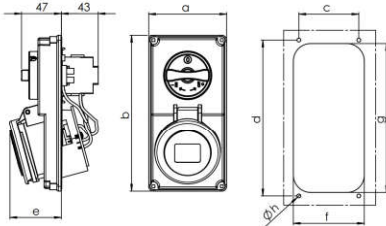


with socket (DIN 49440)



Switched interlocked sockets - Compact series

mechanical interlock, lockable by padlock

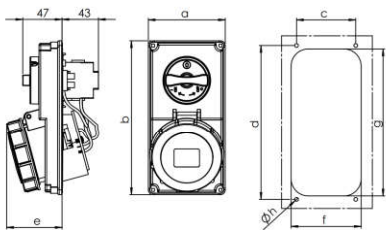


Poles	16 Amp			32 Amp		
	3	4	5	3	4	5
a	90	90	90	90	90	90
b	180	180	180	180	180	180
c	79	79	79	79	79	79
d	169	169	169	169	169	169
e	57	59	60	66	66	67
f	82	82	82	82	82	82
g	172	172	172	172	172	172
h	4,4	4,4	4,4	4,4	4,4	4,4
Contacts	2	3	4	2	3	4
Weight	463	524	562	521	579	621

Switched interlocked socket - panel mounting

- mechanical interlock

IP44 splashproof

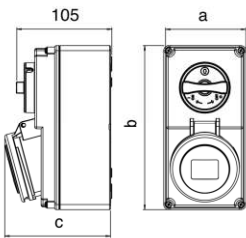


Poles	16 Amp			32 Amp		
	3	4	5	3	4	5
a	90	90	90	90	90	90
b	180	180	180	180	180	180
c	79	79	79	79	79	79
d	169	169	169	169	169	169
e	61	62	65	68	68	70
f	82	82	82	82	82	82
g	172	172	172	172	172	172
h	4,4	4,4	4,4	4,4	4,4	4,4
Contacts	2	3	4	2	3	4
Weight	463	524	562	521	579	621

Switched interlocked socket - panel mounting

- mechanical interlock

IP67 watertight

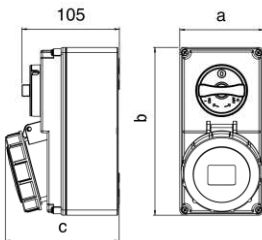


Poles	16 Amp			32 Amp		
	3	4	5	3	4	5
a	90	90	90	90	90	90
b	180	180	180	180	180	180
c	115	116	117	123	123	124
Contacts	2	3	4	2	3	4
Weight	596	657	695	654	712	754

Switched interlocked socket - wall mounting

- mechanical interlock

IP44 splashproof



Poles	16 Amp			32 Amp		
	3	4	5	3	4	5
a	90	90	90	90	90	90
b	180	180	180	180	180	180
c	119	120	122	125	125	128
Contacts	2	3	4	2	3	4
Weight	596	657	695	654	712	754

Switched interlocked socket - wall mounting

- mechanical interlock

IP67 watertight

Advantages:

- compact design
- small dimensions - space saving storage
- all components are mounted on top
- as flanged version suitable for distribution boxes and boards
- ready wired for connection
- at switch-off position: lockable by padlock
- mechanical interlock: after plugging and switching-on **plug is locked** after switching-off and unplugging **switch is locked**

110V~
50/60Hz
4h

230V~
50/60Hz
3p=6h
4p+5p=9h

400V~
50/60Hz
3p=9h
4p+5p=6h

500V~
50/60Hz
7h

Amp.	Poles	pack. unit	Cat.No.	Cat.No.	Cat.No.	Cat.No.
16	3	1	6013-4	6013-6	6013-9	6013-7
16	4	1	6014-4	6014-9	6014-6	6014-7
16	5	1	6015-4	6015-9	6015-6	6015-7
32	3	1	6023-4	6023-6	6023-9	6023-7
32	4	1	6024-4	6024-9	6024-6	6024-7
32	5	1	6025-4	6025-9	6025-6	6025-7
16	3	1	60132-4	60132-6	60132-9	60132-7
16	4	1	60142-4	60142-9	60142-6	60142-7
16	5	1	60152-4	60152-9	60152-6	60152-7
32	3	1	60232-4	60232-6	60232-9	60232-7
32	4	1	60242-4	60242-9	60242-6	60242-7
32	5	1	60252-4	60252-9	60252-6	60252-7
16	3	1	6113-4	6113-6	6113-9	6113-7
16	4	1	6114-4	6114-9	6114-6	6114-7
16	5	1	6115-4	6115-9	6115-6	6115-7
32	3	1	6123-4	6123-6	6123-9	6123-7
32	4	1	6124-4	6124-9	6124-6	6124-7
32	5	1	6125-4	6125-9	6125-6	6125-7
16	3	1	61132-4	61132-6	61132-9	61132-7
16	4	1	61142-4	61142-9	61142-6	61142-7
16	5	1	61152-4	61152-9	61152-6	61152-7
32	3	1	61232-4	61232-6	61232-9	61232-7
32	4	1	61242-4	61242-9	61242-6	61242-7
32	5	1	61252-4	61252-9	61252-6	61252-7



6015-6

60152-6

6115-6

61152-6

Technical data:

- switched interlocked socket for panel/wall mounting
- 16A and 32A; 3-, 4- and 5 poles
- IP44 and IP67
- ON/OFF switch PCE-Merz ML0; EN 60947-3: AC22A; 10 kA
- large connecting area
- enclosure made of shock-resistant thermoplastic material
- approved acc. to EN 60309, ÖVE

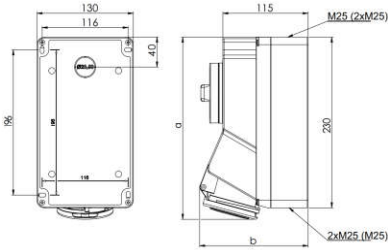




INDUSTRIAL PLUGS + SOCKETS

Switched interlocked sockets - for wall mounting

mechanical interlock, lockable by padlock

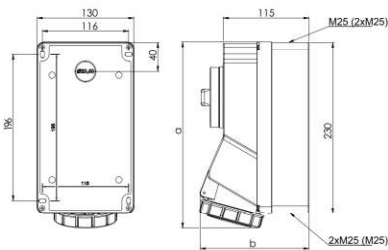


Poles	16 Amp			32 Amp		
	3	4	5	3	4	5
a	248	249	250	253	253	254
b	146	146	146	150	150	157
M	3x25	3x25	3x25	3x25	3x25	3x25
AC 22A	20A	20A	20A	32A	32A	32A
Contacts	2	3	4	2	3	4
Weight	1123	1143	1183	1203	1213	1263

Switched interlocked socket - wall mounting

- mechanical interlock
- up to 3 x M25 cable entries

IP44 splashproof



Poles	16 Amp			32 Amp		
	3	4	5	3	4	5
a	248	249	250	253	253	254
b	146	146	146	150	150	157
M	3x25	3x25	3x25	3x25	3x25	3x25
AC 22A	20A	20A	20A	32A	32A	32A
Contacts	2	3	4	2	3	4
Weight	1130	1150	1190	1210	1220	1270

Switched interlocked socket - wall mounting

- mechanical interlock
- up to 3 x M25 cable entries

IP67 watertight

- stable design for wall mounting
- mechanical interlock:
 - after plugging and switching-on **plug is locked**
 - after switching-off and unplugging **switch is locked**
- all components are mounted on bottom
- large connecting area
- ready wired for connection
- for 16A and 32A wiring-through
- at switch-off position: lockable by padlock (40mm)

110V~
50/60Hz
4h

230V~
50/60Hz
3p=6h
4p+5p=9h

400V~
50/60Hz
3p=9h
4p+5p=6h

500V~
50/60Hz
7h

Amp.	Poles	pack. unit	Cat.No.	Cat.No.	Cat.No.	Cat.No.
16	3	1	7513-4	7513-6	7513-9	7513-7
16	4	1	7514-4	7514-9	7514-6	7514-7
16	5	1	7515-4	7515-9	7515-6	7515-7
32	3	1	7523-4	7523-6	7523-9	7523-7
32	4	1	7524-4	7524-9	7524-6	7524-7
32	5	1	7525-4	7525-9	7525-6	7525-7
<hr/>						
16	3	1	75132-4	75132-6	75132-9	75132-7
16	4	1	75142-4	75142-9	75142-6	75142-7
16	5	1	75152-4	75152-9	75152-6	75152-7
32	3	1	75232-4	75232-6	75232-9	75232-7
32	4	1	75242-4	75242-9	75242-6	75242-7
32	5	1	75252-4	75252-9	75252-6	75252-7

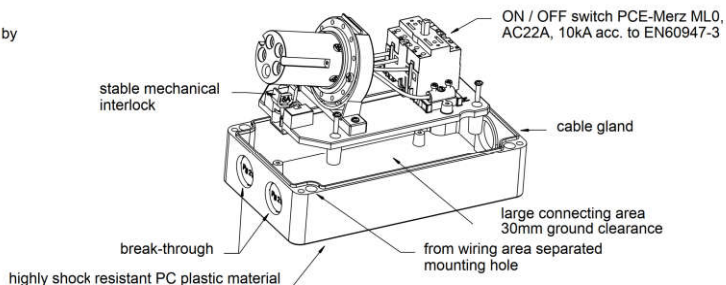
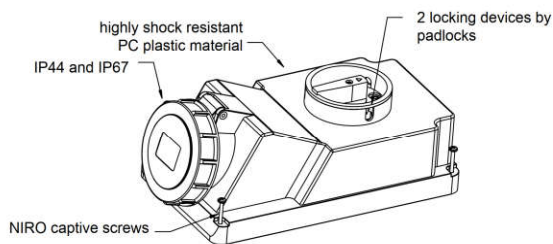


7515-6



75152-6

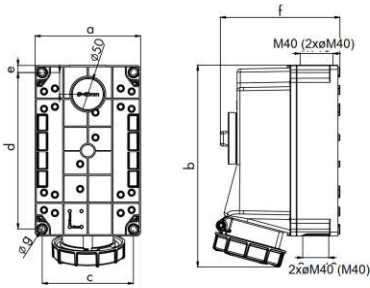
16A and 32A Version





Switched interlocked sockets - for wall mounting

mechanical interlock, lockable by padlock



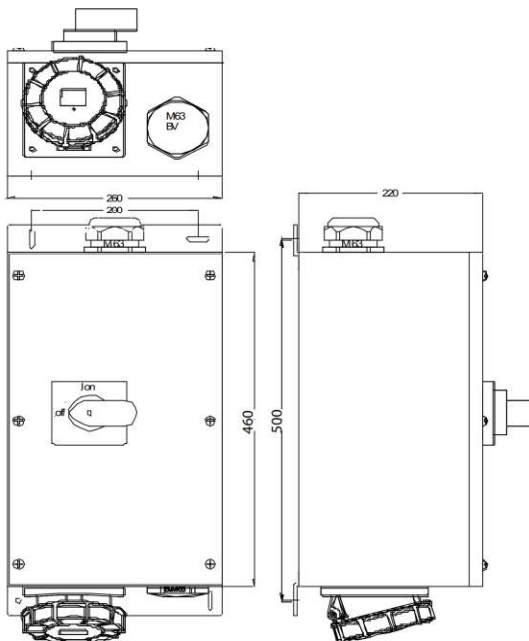
Poles	63 Amp			
	3	4	5	
a	162	162	162	162
b	310	310	310	
c	140	140	140	
d	240	240	240	
e	11	11	11	
f	184	184	184	
g	9	9	9	
Weight	1810	1944	2083	

„Power Twist“ Switched interlocked socket - wall mounting

- top, bottom or rear entry
- with lamellar contact
- 180° rotatable housing
- mechanical interlock
- for cable glands see accessories page 31

IP66/67 watertight

- stable design for wall mounting
- mechanical interlock:
after plugging and switching-on **plug is locked**
after switching-off and unplugging **switch is locked**
- large connecting area
- ready wired for connection
- at switch-off position: lockable by padlock



Switched interlocked socket with Power Twist socket outlet

• (W x H x D = 460 x 260 x 220mm)

- metal housing (RAL 7035), protection degree IP66
- controlled by circuit breaker 125A 4p with integrated low voltage circuit breaker 400V by PCS-system (see page 8)
- wall mounting devices outside
- top or bottom entry (M63)
- control circuit protected with circuit breaker 10A 2p
- thermic release adjustable from 0,7 to 1 In
- manual resetting after voltage breakdown of the entry (trip position)

IP66 watertight

9754100

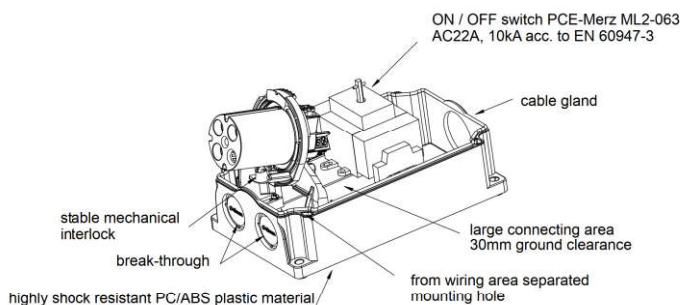
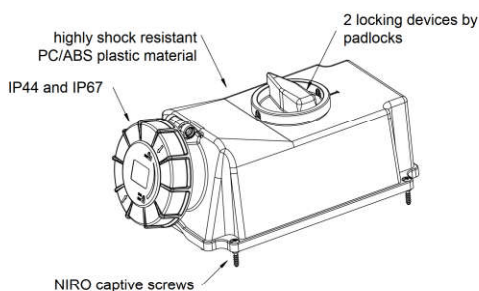
Amp.	Poles	pack. unit	110V~	230V~	400V~	500V~
			50/60Hz 4h	50/60Hz 3p=6h 4p+5p=9h	50/60Hz 3p=9h 4p+5p=6h	50/60Hz 7h
			Cat.No.	Cat.No.	Cat.No.	Cat.No.
63	3	1	75332-4	75332-6	75332-9	75332-7
63	4	1	75342-4	75342-9	75342-6	75342-7
63	5	1	75352-4	75352-9	75352-6	75352-7



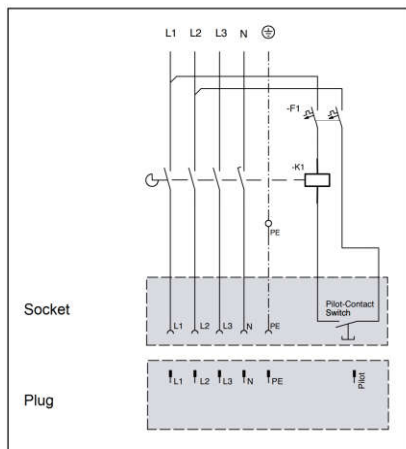
75352-6



63A Version



Circuit diagram



Switched interlocked socket with Power Twist socket outlet
• (W x H x D = 460 x 285 x 220mm)

- metal housing (RAL 7035), protection degree IP54
- disconnected switch 125A 4p with integrated low voltage circuit breaker 400V by PCS-System (see page 8)
- wall mounting devices outside
- top or rear cable entry (M63)
- control circuit breaker protected with circuit breaker 10A 2p
- manual resetting after voltage breakdown of the entry (trip position)

IP54 splashproof



9754100

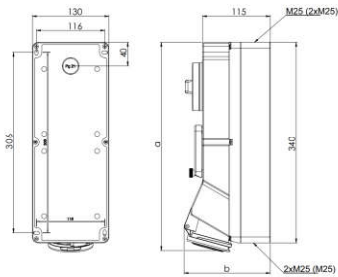
689997128



Switched interlocked sockets - with DIN-rail

mechanical interlock, lockable by padlock

INDUSTRIAL PLUGS + SOCKETS

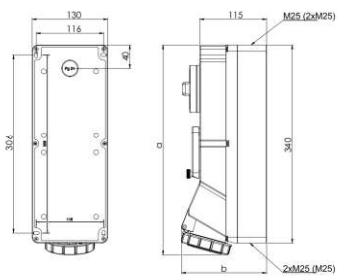


Poles	16 Amp			32 Amp		
	3	4	5	3	4	5
a	358	359	360	363	363	364
b	146	146	146	150	150	157
M	3x25	3x25	3x25	3x25	3x25	3x25
AC 22A	20A	20A	20A	32A	32A	32A
Contacts	2	3	4	2	3	4
Weight	1483	1603	1643	1663	1673	1723

Switched interlocked socket - wall mounting

- mechanical interlock
- with DIN-rail and hinged window for 5 modules
- top, bottom or rear entry

IP44 splashproof

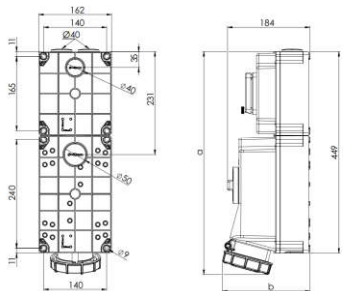


Poles	16 Amp			32 Amp		
	3	4	5	3	4	5
a	358	359	360	363	363	364
b	146	146	146	150	150	157
M	3x25	3x25	3x25	3x25	3x25	3x25
AC 22A	20A	20A	20A	32A	32A	32A
Contacts	2	3	4	2	3	4
Weight	1590	1610	1650	1670	1680	1730

Switched interlocked socket - wall mounting

- mechanical interlock
- with DIN-rail and hinged window for 5 modules
- top, bottom or rear entry

IP67 watertight



Poles	63 Amp		
	3	4	5
a	496	496	496
b	195	195	195
AC 22A	63A	63A	63A
Contacts	2	3	4
Weight	3107	3241	3380

„Power Twist“

Switched interlocked socket - wall mounting

- mechanical interlock
- top or rear entry
- with DIN-rail EN 50022 for standard fuses (MCBs, RCDs,...)
- ready wired for connection up to DIN-rail

IP67 watertight

Technical data to 16A and 32A version:

- like Series 75 . . . but:
- large version with sprung-loaded window for 5 resp. 6 modules
- integrated DIN-rail EN 50022 for standard fuses, e.g. MCBs, RCDs, etc. with cap-dimensions: 45 mm
- ready wired for connection up to DIN-rail
- special designs (switch on bottom, window on top) available on request!

Amp.	Poles	pack. unit	110V~	230V~	400V~	500V~
			50/60Hz 4h	50/60Hz 3p=6h 4p+5p=9h	50/60Hz 3p=9h 4p+5p=6h	50/60Hz 7h
			Cat.No.	Cat.No.	Cat.No.	Cat.No.
16	3	1	7613-4	7613-6	7613-9	7613-7
16	4	1	7614-4	7614-9	7614-6	7614-7
16	5	1	7615-4	7615-9	7615-6	7615-7
32	3	1	7623-4	7623-6	7623-9	7623-7
32	4	1	7624-4	7624-9	7624-6	7624-7
32	5	1	7625-4	7625-9	7625-6	7625-7
<hr/>						
16	3	1	76132-4	76132-6	76132-9	76132-7
16	4	1	76142-4	76142-9	76142-6	76142-7
16	5	1	76152-4	76152-9	76152-6	76152-7
32	3	1	76232-4	76232-6	76232-9	76232-7
32	4	1	76242-4	76242-9	76242-6	76242-7
32	5	1	76252-4	76252-9	76252-6	76252-7
<hr/>						
63	3	1	76332-4	76332-6	76332-9	76332-7
63	4	1	76342-4	76342-9	76342-6	76342-7
63	5	1	76352-4	76352-9	76352-6	76352-7



7615-6



76152-6



76352-6



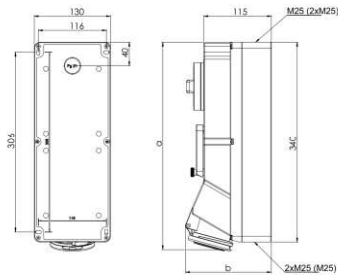
Technical data to 63A version:

- stable design made of high impact resistance material (PC/ABS) for wall mounting
- mechanical interlock:
after plugging and switching-on **plug is locked**
after switching-off and unplugging **switch is locked**
- window with 6 modules
- large connection area
- at switch-off position: rotary knob (switch actuator) lockable by padlock (40mm)
- integrated DIN-rail EN 50022 for standard fuses, e.g. MCBs, RCDs, etc. with cap-diameters: 45mm
- ready wired for connection up to DIN-rail



Switched interlocked sockets - with fuse

mechanical interlock, lockable by padlock

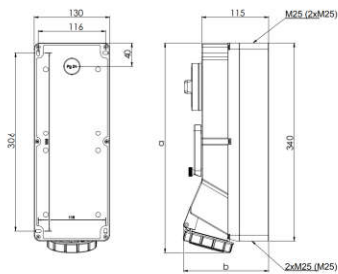


Poles	16 Amp			32 Amp		
	3	4	5	3	4	5
a	358	359	360	363	363	364
b	146	146	146	150	150	157
M	3x25	3x25	3x25	3x25	3x25	3x25
AC 22A	20A	20A	20A	32A	32A	32A
Contacts	2	3	4	2	3	4
Weight	1793	1813	1853	1873	1883	1933

Switched interlocked socket - wall mounting

- mechanical interlock
- fuse - Neozed
(> 400V cylindrical fuse 14x51)
- up to 3 x M25 cable entries

IP44 splashproof

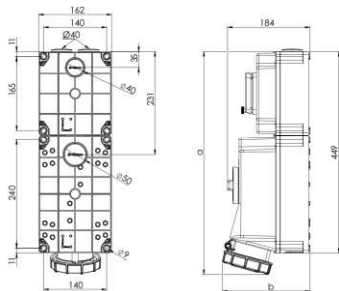


Poles	16 Amp			32 Amp		
	3	4	5	3	4	5
a	358	359	360	363	363	364
b	146	146	146	150	150	157
M	3x25	3x25	3x25	3x25	3x25	3x25
AC 22A	20A	20A	20A	32A	32A	32A
Contacts	2	3	4	2	3	4
Weight	1800	1820	1860	1880	1890	1940

Switched interlocked socket - wall mounting

- mechanical interlock
- fuse - Neozed
(> 400V cylindrical fuse 14x51)
- up to 3 x M25 cable entries

IP67 watertight

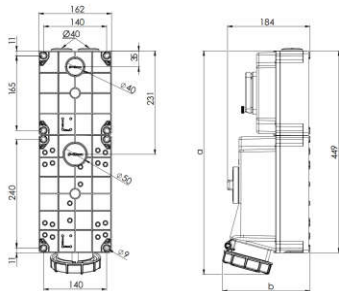


Poles	63 Amp		
	3	4	5
a	496	496	496
b	195	195	195
AC 22A	63A	63A	63A
Contacts	2	3	4
Weight	2707	2841	2980

„Power Twist“ Switched interlocked socket - wall mounting

- mechanical interlock
- top, bottom or rear entry
- fuse up to 400V with Neozed D02
- ready wired

IP67 watertight



Pole	63 Amp		
	3	4	5
a	496	496	496
b	195	195	195
AC 22A	63A	63A	63A
Kontakte	2	3	4
Gewicht	2707	2841	2980

„Power Twist“ Switched interlocked socket - wall mounting

- mechanical interlock
- top, bottom or rear entry
- fuse MCB
- ready wired

IP67 watertight

Technical data to 16A and 32A version:

- like Series 76 . . . but:
- with fuse:
for 16A and 32A: Neozed D01, D02; > 400V: cylindr. fuse 14x51
- ready wired
- special designs (switch on bottom, window on top) available on request!

110V~
50/60Hz
4h

230V~
50/60Hz
3p=6h
4p+5p=9h

400V~
50/60Hz
3p=9h
4p+5p=6h

500V~
50/60Hz
7h

Amp.	Poles	pack. unit	Cat.No.	Cat.No.	Cat.No.	Cat.No.
16	3	1	7813-4	7813-6	7813-9	7813-7
16	4	1	7814-4	7814-9	7814-6	7814-7
16	5	1	7815-4	7815-9	7815-6	7815-7
32	3	1	7823-4	7823-6	7823-9	7823-7
32	4	1	7824-4	7824-9	7824-6	7824-7
32	5	1	7825-4	7825-9	7825-6	7825-7
16	3	1	78132-4	78132-6	78132-9	78132-7
16	4	1	78142-4	78142-9	78142-6	78142-7
16	5	1	78152-4	78152-9	78152-6	78152-7
32	3	1	78232-4	78232-6	78232-9	78232-7
32	4	1	78242-4	78242-9	78242-6	78242-7
32	5	1	78252-4	78252-9	78252-6	78252-7
63	3	1	78332-4	78332-6	78332-9	
63	4	1	78342-4	78342-9	78342-6	
63	5	1	78352-4	78352-9	78352-6	
63	3	1	78332-4-01	78332-6-01	78332-9-01	
63	4	1	78342-4-01	78342-9-01	78342-6-01	
63	5	1	78352-4-01	78352-9-01	78352-6-01	



7825-6



78252-6



78352-6



78352-6-01

Technical data to 63A version:

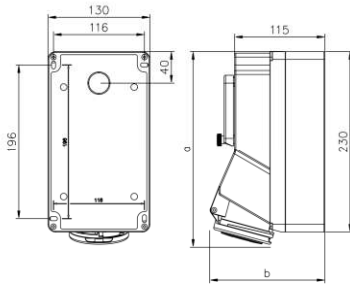
- like Series 76... (page 66) but:
- fuse up to 400V with Neozed D02
- ready wired





INDUSTRIAL PLUGS + SOCKETS

Wall sockets - with protection

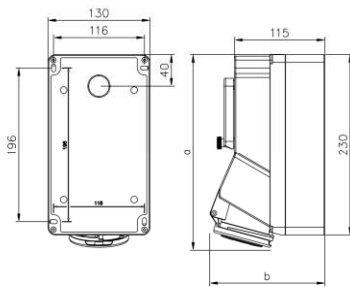


Poles	16 Amp			32 Amp		
	3	4	5	3	4	5
a	248	249	250	253	253	254
b	146	146	146	150	150	157
M	3x25	3x25	3x25	3x25	3x25	3x25
Weight	1048	1057	1087	1125	1125	1162

Wall socket - with protection

- with DIN rail for 5 modules

IP44 splashproof
IP67 available on request

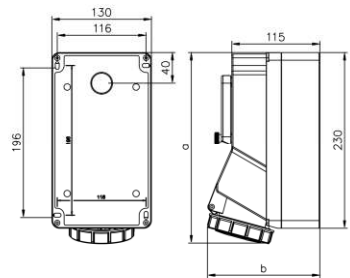


Poles	16 Amp			32 Amp		
	3	4	5	3	4	5
a	248	249	250	253	253	254
b	146	146	146	150	150	157
M	3x25	3x25	3x25	3x25	3x25	3x25
Weight	1158	1267	1297	1334	1334	1372

Wall socket - with protection

- fuse-Neozed
- for 500V cylindrical fuse 14x51

IP44 splashproof

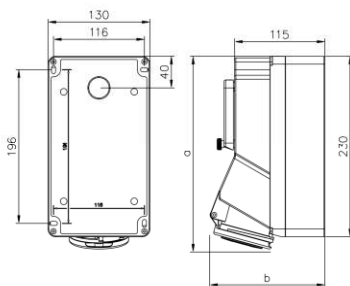


Poles	16 Amp			32 Amp		
	3	4	5	3	4	5
a	248	249	250	253	253	254
b	146	146	146	150	150	157
M	3x25	3x25	3x25	3x25	3x25	3x25
Weight	1265	1274	1304	1341	1341	1379

Wall socket - with protection

- fuse-Neozed
- for 500V cylindrical fuse 14x51

IP67 watertight

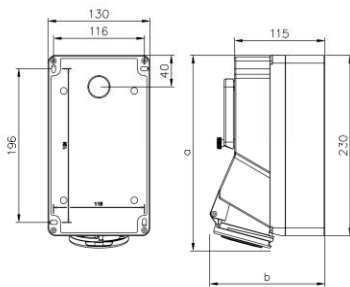


Poles	16 Amp			32 Amp		
	3	4	5	3	4	5
a	248	249	250	253	253	254
b	146	146	146	150	150	157
M	3x25	3x25	3x25	3x25	3x25	3x25
Weight	1265	1274	1340	1341	1341	1379

Wall socket - with protection

- with MCB „C“ I_N

IP44 splashproof
IP67 available on request



Poles	16 Amp			32 Amp		
	3	4	5	3	4	5
a	248	249	250	253	253	254
b	146	146	146	150	150	157
M	3x25	3x25	3x25	3x25	3x25	3x25
Weight	1265	1274	1304	1341	1341	1379

Wall socket - with protection

- with RCD I_{ΔN} 30 mA

IP44 splashproof
IP67 available on request

110V~ 50/60Hz 4h	230V~ 50/60Hz 3p=6h 4p+5p=9h	400V~ 50/60Hz 3p=9h 4p+5p=6h	500V~ 50/60Hz 7h
-------------------------------	--	--	-------------------------------

Amp.	Poles	pack. unit	Cat.No.	Cat.No.	Cat.No.	Cat.No.
------	-------	------------	---------	---------	---------	---------

16	3	1	75133-4	75133-6	75133-9	75133-7
16	4	1	75143-4	75143-9	75143-6	75143-7
16	5	1	75153-4	75153-9	75153-6	75153-7
32	3	1	75233-4	75233-6	75233-9	75233-7
32	4	1	75243-4	75243-9	75243-6	75243-7
32	5	1	75253-4	75253-9	75253-6	75253-7



75253-6



16	3	1	75130-4	75130-6	75130-9	75130-7
16	4	1	75140-4	75140-9	75140-6	75140-7
16	5	1	75150-4	75150-9	75150-6	75150-7
32	3	1	75230-4	75230-6	75230-9	75230-7
32	4	1	75240-4	75240-9	75240-6	75240-7
32	5	1	75250-4	75250-9	75250-6	75250-7



75150-6



16	3	1	751320-4	751320-6	751320-9	751320-7
16	4	1	751420-4	751420-9	751420-6	751420-7
16	5	1	751520-4	751520-9	751520-6	751520-7
32	3	1	752320-4	752320-6	752320-9	752320-7
32	4	1	752420-4	752420-9	752420-6	752420-7
32	5	1	752520-4	752520-9	752520-6	752520-7



751520-6



16	3	1	75135-4	75135-6	75135-9	
16	4	1	75145-4	75145-9	75145-6	
16	5	1	75155-4	75155-9	75155-6	
32	3	1	75235-4	75235-6	75235-9	
32	4	1	75245-4	75245-9	75245-6	
32	5	1	75255-4	75255-9	75255-6	



75155-6



16	3	1	75131-4	75131-6	75131-9	
16	4	1	75141-4	75141-9	75141-6	
16	5	1	75151-4	75151-9	75151-6	
32	3	1	75231-4	75231-6	75231-9	
32	4	1	75241-4	75241-9	75241-6	
32	5	1	75251-4	75251-9	75251-6	



75151-6






INDUSTRIAL PLUGS + SOCKETS

TWIST Extra-low voltage

Protective extra-low-voltage is a preventive measure **for use under extreme conditions**. The **rated voltage (AC)** is limited by **max. 50V**.

Special working conditions like conductive environment in or on boilers, pipelines, containers, metal frames or limited freedom of motion require the use of extra-low-voltage plugs and sockets.

The new “**Twist**” **extra-low-voltage** series provides a **complete range of plugs, connectors and flanged sockets** which meet all installation requirements, specially developed for use on building sites, shipyards and in factories. Connecting the cable is fast and reliable! No tools are needed for assembly!




ASSEMBLY WITHOUT TOOL

- multi-ramp quick lock system
- easy fitting by twist-lock action

DISMANTLING

- simply unlock and twist to open



IP67

watertight

IP44

splashproof

VERSIONS:

- 16A and 32A
- IP44 and **NEW IP67**
- Plug, connector and
- flanged socket
- 2p and 3p
- 24V and 42V
- DC, 50/60Hz, 100 to 500 Hz

**IP44****IP67****ADVANTAGES:**

- TWIST cable gland for quick and easy assembly
- fast cable installation
- strain relief and sealing of the cable by tightening
- the cable-lock gland
- maximum cable security
- ample connection space
- easy to handle cable gland by multi-ramp quick-lock system

for cable diameters from \varnothing 8 to \varnothing 24mm



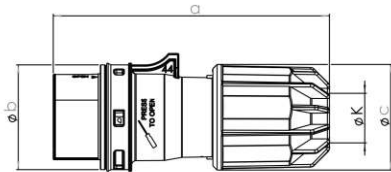


INDUSTRIAL PLUGS + SOCKETS

Extra-low voltage - plugs and sockets

Protective extra-low voltage is a preventive measure for use under extreme conditions, the rated voltage (AC) is limited by max. 50V.

Special working conditions (conductive environment e.g. in or on boilers, pipelines, containers, metal frames or limited freedom of motion) require the use of extra-low voltage plugs and sockets.

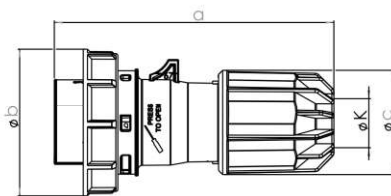


Poles	16 Amp		32 Amp	
	2	3	2	3
a	135	135	135	135
b	51	51	51	51
c	51	51	51	51
K	8-24	8-24	8-24	8-24
Weight	142	154	142	154

„Twist“ Plug

- with Twist cable gland
- nickel-plated contacts

IP44 splashproof

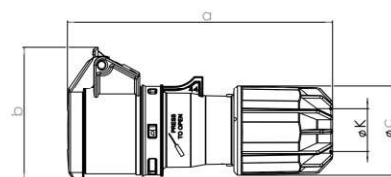


Poles	16 Amp		32 Amp	
	2	3	2	3
a	135	135	135	135
b	71	71	71	71
c	51	51	51	51
K	8-24	8-24	8-24	8-24
Weight	157	169	157	169

„Twist“ Plug

- with Twist cable gland
- nickel-plated contacts

IP67 watertight

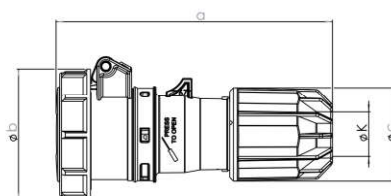


Poles	16 Amp		32 Amp	
	2	3	2	3
a	150	150	150	150
b	75	75	75	75
c	51	51	51	51
K	8-24	8-24	8-24	8-24
Weight	177	196	177	196

„Twist“ Connector

- with Twist cable gland
- nickel-plated contacts

IP44 splashproof



Poles	16 Amp		32 Amp	
	2	3	2	3
a	150	150	150	150
b	78	78	78	78
c	51	51	51	51
K	8-24	8-24	8-24	8-24
Weight	195	214	195	214

„Twist“ Connector

- with Twist cable gland
- nickel-plated contacts

IP67 watertight

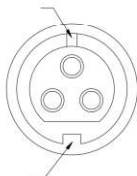
Amp.	Poles	pack. unit	24V~ 50/60Hz without Minor key	42V~ 50/60Hz 12h	24/42V~ 100-200Hz 4h	24/42V~ 300Hz 2h	24/42V~ 400Hz 3h	24/42V~ 401-500Hz 11h	24/42V~ DC 10h
			Cat.No.	Cat.No.	Cat.No.	Cat.No.	Cat.No.	Cat.No.	Cat.No.

For extra-low voltage a minor key is used to distinguish voltage and frequency - see table.

Examples:

View: socket (front)

Minor key
3 pol.



Mayor key
3 pol.

Rated Voltage - V	Frequency - Hz	Clockwise position		Colour acc. to EN 60309
		2P	3P	
20 - 25	50 / 60	without Minor key	without Minor key	Violet
40 - 50	50 / 60	12	12	White
20 - 25 and 40 - 50	100 - 200	4	4	Green
	300	2	2	Green
	400	3	3	Green
	> 400 - 500	11	11	Green
	DC	10	-	White

16	2	10	062v	082-12v	082-4v	082-2v	082-3v	082-11v	082-10v	
16	3	10	063v	083-12v	083-4v	083-2v	083-3v	083-11v	083-10v	
32	2	10	072v	092-12v	092-4v	092-2v	092-3v	092-11v	092-10v	
32	3	10	073v	093-12v	093-4v	093-2v	093-3v	093-11v	093-10v	

083-3v

16	2	10	0622v	0822-12v	0822-4v	0822-2v	0822-3v	0822-11v	0822-10v	
16	3	10	0632v	0832-12v	0832-4v	0832-2v	0832-3v	0832-11v	0832-10v	
32	2	10	0722v	0922-12v	0922-4v	0922-2v	0922-3v	0922-11v	0922-10v	
32	3	10	0732v	0932-12v	0932-4v	0932-2v	0932-3v	0932-11v	0932-10v	

0622v

16	2	10	262v	282-12v	282-4v	282-2v	282-3v	282-11v	282-10v	
16	3	10	263v	283-12v	283-4v	283-2v	283-3v	283-11v	283-10v	
32	2	10	272v	292-12v	292-4v	292-2v	292-3v	292-11v	292-10v	
32	3	10	273v	293-12v	293-4v	293-2v	293-3v	293-11v	293-10v	

282-4v

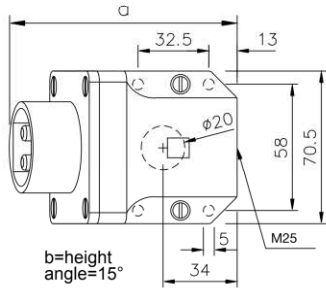
16	2	10	2622v	2822-12v	2822-4v	2822-2v	2822-3v	2822-11v	2822-10v	
16	3	10	2632v	2832-12v	2832-4v	2832-2v	2832-3v	2832-11v	2832-10v	
32	2	10	2722v	2922-12v	2922-4v	2922-2v	2922-3v	2922-11v	2922-10v	
32	3	10	2732v	2932-12v	2932-4v	2932-2v	2932-3v	2932-11v	2932-10v	

2622v



INDUSTRIAL PLUGS + SOCKETS

Extra-low voltage - plugs and sockets

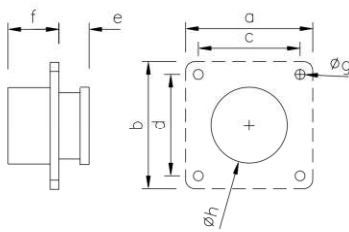


Poles	16 Amp		32 Amp	
	2	3	2	3
a	106	106	106	106
b	77	77	77	77
Weight	158	174	158	174

Wall mounted plug

- top, bottom or rear entry
- to order nickel-plated contacts please add a "v" e.g. 582-12v

IP44 splashproof

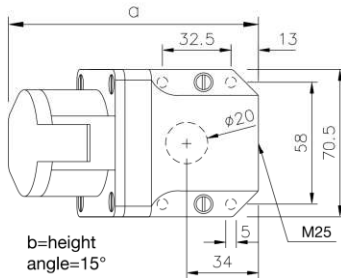


Poles	16 Amp		32 Amp	
	2	3	2	3
Flange a x b	70	70	70	70
Fix.center c x d	56	56	56	56
e	19	19	19	19
f	28	28	28	28
g	5	5	5	5
h	43	43	43	43
Weight	74	86	74	86

Flanged plug straight

- Acc. to EN 60309: For correct use a locking device has to be provided.
- to order nickel-plated contacts please add a "v" e.g. 682-12v

IP44 splashproof

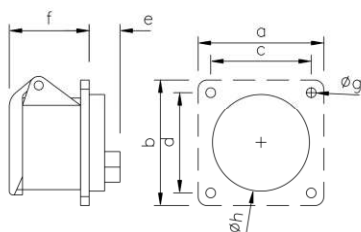


Poles	16 Amp		32 Amp	
	2	3	2	3
a	119	119	119	119
b	84,5	84,5	84,5	84,5
Weight	194	214	194	214

Wall socket

- top, bottom or rear entry
- to order nickel-plated contacts please add a "v" e.g. 162v

IP44 splashproof

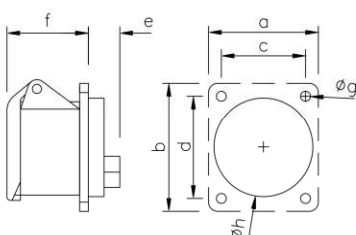


Poles	16 Amp		32 Amp	
	2	3	2	3
Flange a x b	70	70	70	70
Fix.center c x d	56	56	56	56
e	19	19	19	19
f	40	40	40	40
g	5,5	5,5	5,5	5,5
h	43	43	43	43
Weight	112	132	112	132

Flanged socket straight

- to order nickel-plated contacts please add a "v" e.g. 362v

IP44 splashproof



Poles	16 Amp		32 Amp	
	2	2	2	2
Flange a	60		60	
Flange b	70		70	
Fix.center c	47		47	
Fix.center d	53		53	
e	19		19	
f	28		28	
g	5		5	
h	43		43	
Weight	112		112	

Flanged socket straight

- to order nickel-plated contacts please add a "v" e.g. 362f8v

IP44 splashproof

Amp.	Poles	pack. unit	24V~	42V~	24/42V~	24/42V~	24/42V~	24/42V~	24/42V~
			50/60Hz without Minor key	50/60Hz 12h	100-200Hz 4h	300Hz 2h	400Hz 3h	401-500Hz 11h	DC 10h
			Cat.No.	Cat.No.	Cat.No.	Cat.No.	Cat.No.	Cat.No.	Cat.No.
16	2	10	562	582-12	582-4	582-2	582-3	582-11	582-10
16	3	10	563	583-12	583-4	583-2	583-3	583-11	583-10
32	2	10	572	592-12	592-4	592-2	592-3	592-11	592-10
32	3	10	573	593-12	593-4	593-2	593-3	593-11	593-10
16	2	10	662	682-12	682-4	682-2	682-3	682-11	682-10
16	3	10	663	683-12	683-4	683-2	683-3	683-11	683-10
32	2	10	672	692-12	692-4	692-2	692-3	692-11	692-10
32	3	10	673	693-12	693-4	693-2	693-3	693-11	693-10
16	2	10	162	182-12	182-4	182-2	182-3	182-11	182-10
16	3	10	163	183-12	183-4	183-2	183-3	183-11	183-10
32	2	10	172	192-12	192-4	192-2	192-3	192-11	192-10
32	3	10	173	193-12	193-4	193-2	193-3	193-11	193-10
16	2	10	362	382-12	382-4	382-2	382-3	382-11	382-10
16	3	10	363	383-12	383-4	383-2	383-3	383-11	383-10
32	2	10	372	392-12	392-4	392-2	392-3	392-11	392-10
32	3	10	373	393-12	393-4	393-2	393-3	393-11	393-10
16	2	10	362f8	382-12f8	382-4f8	382-2f8	382-3f8	382-11f8	382-10f8
32	2	10	372f8	392-12f8	392-4f8	392-2f8	392-3f8	392-11f8	392-10f8



582-12



682-12



162



362



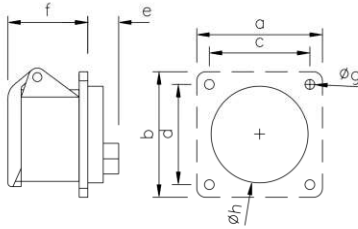
382-12f8





INDUSTRIAL PLUGS + SOCKETS

Extra-low voltage - plugs and sockets

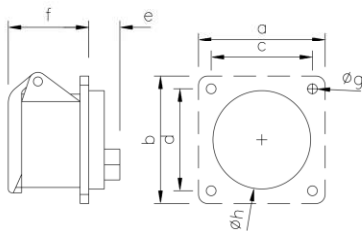


	16 Amp		32 Amp	
Poles	3		3	
Flange				
a x b	55		55	
Fix.center				
c x d	41		41	
e	19		19	
f	45		45	
g	5		5	
h	43		43	
Weight	132		132	

Flanged socket straight

- to order nickel-plated contacts please add a "v" e.g. 363f4v

IP44 splashproof

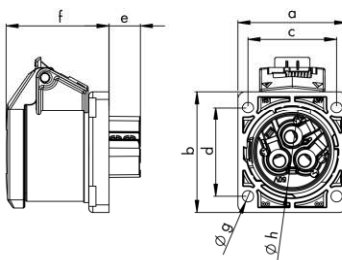


	16 Amp		32 Amp	
Poles	2	3	2	3
Flange				
a x b	55	55	55	55
Fix.center				
c x d	45	45	45	45
e	19	19	19	19
f	41	41	41	41
g	5	5	5	5
h	43	43	43	43
Weight	112	132	112	132

Flanged socket straight

- to order nickel-plated contacts please add a "v" e.g. 362f5v

IP44 splashproof

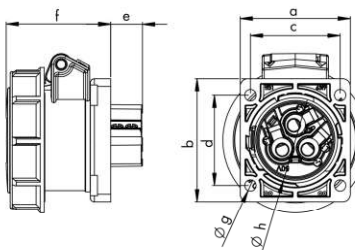


	16 Amp		32 Amp	
Poles	2	3	2	3
a	54	54	54	54
b	60	60	60	60
c	44	44	44	44
d	44	44	44	44
e	16	16	16	16
f	51	51	51	51
g	6	6	6	6
h	42	42	42	42
Weight	119	138	119	138

„Twist“ Flanged socket straight

- nickel-plated contacts

IP44 splashproof



	16 Amp		32 Amp	
Poles	2	3	2	3
a	54	54	54	54
b	60	60	60	60
c	44	44	44	44
d	44	44	44	44
e	16	16	16	16
f	51	51	51	51
g	6	6	6	6
h	42	42	42	42
Weight	137	156	137	156

„Twist“ Flanged socket straight

- nickel-plated contacts

IP67 watertight

Amp.	Poles	pack. unit	24V~	42V~	24/42V~	24/42V~	24/42V~	24/42V~	24/42V~	24/42V~
			50/60Hz without Minor key	50/60Hz 12h	100-200Hz 4h	300Hz 2h	400Hz 3h	401-500Hz 11h	DC 10h	
			Cat.No.	Cat.No.	Cat.No.	Cat.No.	Cat.No.	Cat.No.	Cat.No.	Cat.No.
16	3	10	363f4	383-12f4	383-4f4	383-2f4	383-3f4	383-11f4	383-10f4	
32	3	10	373f4	393-12f4	393-4f4	393-2f4	393-3f4	393-11f4	393-10f4	
16	2	10	362f5	382-12f5	382-4f5	382-2f5	382-3f5	382-11f5	382-10f5	
16	3	10	363f5	383-12f5	383-4f5	383-2f5	383-3f5	383-11f5	383-10f5	
32	2	10	372f5	392-12f5	392-4f5	392-2f5	392-3f5	392-11f5	392-10f5	
32	3	10	373f5	393-12f5	393-4f5	393-2f5	393-3f5	393-11f5	393-10f5	
16	2	10	362ft9v	382-12ft9v	382-4ft9v	382-2ft9v	382-3ft9v	382-11ft9v	382-10ft9v	
16	3	10	363ft9v	383-12ft9v	383-4ft9v	383-2ft9v	383-3ft9v	383-11ft9v	383-10ft9v	
32	2	10	372ft9v	392-12ft9v	392-4ft9v	392-2ft9v	392-3ft9v	392-11ft9v	392-10ft9v	
32	3	10	373ft9v	393-12ft9v	393-4ft9v	393-2ft9v	393-3ft9v	393-11ft9v	393-10ft9v	
16	2	10	3622ft9v	3822-12ft9v	3822-4ft9v	3822-2ft9v	3822-3ft9v	3822-11ft9v	3822-10ft9v	
16	3	10	3632ft9v	3832-12ft9v	3832-4ft9v	3832-2ft9v	3832-3ft9v	3832-11ft9v	3832-10ft9v	
32	2	10	3722ft9v	3922-12ft9v	3922-4ft9v	3922-2ft9v	3922-3ft9v	3922-11ft9v	3922-10ft9v	
32	3	10	3732ft9v	3932-12ft9v	3932-4ft9v	3932-2ft9v	3932-3ft9v	3932-11ft9v	3932-10ft9v	



383-12f4



362f5



382-4ft9v



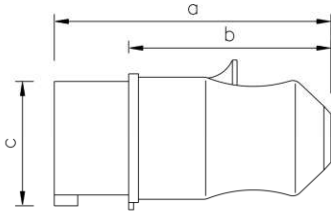
3622ft9v





INDUSTRIAL PLUGS + SOCKETS

Plugs and sockets - 7poles

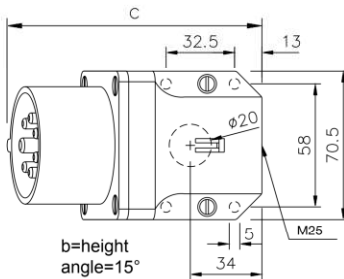


Poles	16 Amp		32 Amp	
	7		7	7
IP	IP44		IP44	IP67
a	135		169	169
b	98		100	100
c	54		21	21
Weight	214		288	320

Plug

- short cable entry
- to order nickel-plated contacts please add a "v" e.g. 017-9v

IP44 splashproof
IP67 watertight

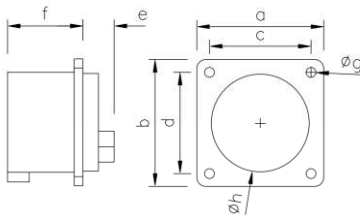


Poles	16 Amp	
	7	
IP	IP44	
b	79	
c	123	
M	25	
Weight	236	

Wall mounted plug

- to order nickel-plated contacts please add a "v" e.g. 517-9v
- large housing, for wiring through

IP44 splashproof

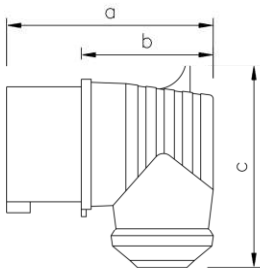


Poles	16 Amp	
	7	
IP	IP44	
Flange		
a x b	70	
Fix.center		
c x d	56	
e	25	
f	42	
g	5	
h	54	
Weight	145	

Flanged plug straight

- to order nickel-plated contacts please add a "v" e.g. 617-9v

IP44 splashproof



Poles	16 Amp	
	7	
IP	IP44	
a	101	
b	65	
c	98	
Weight	146	

Angled plug

- cable entry - lateral
- to order nickel-plated contacts please add a "v" e.g. 8017-4v

IP44 splashproof

110V~
50/60Hz
4h

230V~
50/60Hz
3p=6h
4p+5p=9h

400V~
50/60Hz
3p=9h
4p+5p=6h

Amp.	Poles	pack. unit	Cat.No.	Cat.No.	Cat.No.	Protection degree
16	7	10		017-9	017-6	IP44 short cable entry
32	7	10		027-9	027-6	IP44 cable gland IP67 cable gland
32	7	10		0272-9	0272-6	
16	7	10		517-9	517-6	IP44
16	7	5		9517-9	9517-6	IP44 large housing, for wiring through
16	7	10		617-9	617-6	IP44 Flange = 75x75 mm Fix.center = 60x60 mm
16	7	10		617-9f7	617-6f7	
16	7	10	8017-4		8017-6	IP44 short cable entry



017-6



517-6



617-6



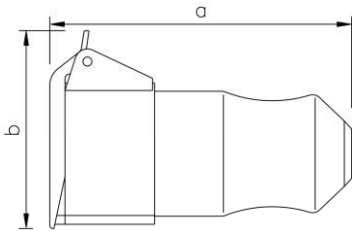
8017-4





INDUSTRIAL PLUGS + SOCKETS

Plugs and sockets - 7poles

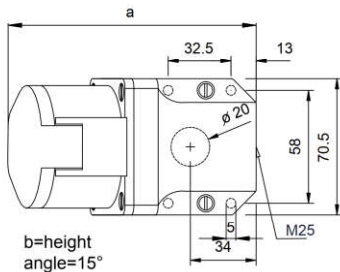


Poles	16 Amp		32 Amp	
	7		7	7
IP	IP44		IP44	IP67
a	145		226	226
b	90		99	99
Weight	236		320	388

Connector

- short cable entry
- to order nickel-plated contacts please add a "v" e.g. 217-9v

IP44 splashproof
IP67 watertight

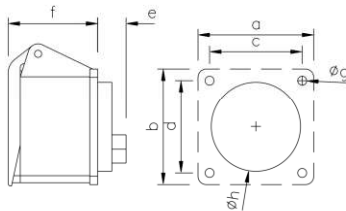


Poles	16 Amp		32 Amp	
	7		7	7
IP	IP44		IP44	IP67
a	129		143	162
b	96		104	110
Fix.center	58x32,5		58x32,5	58x32,5
M	25		25	25
Weight	268		340	340

Wall socket

- top entry
- to order nickel-plated contacts please add a "v" e.g. 117-9v
- large housing, for wiring through

IP44 splashproof
IP67 watertight



Poles	16 Amp		32 Amp	
	7		7	7
IP	IP44		IP44	IP67
Flange				
a x b	70		75	75
Fix.center				
c x d	56		60	60
e	28		19	19
f	45		62	65
g	5,5		5,5	5,5
h	56		60	60
Weight	179		305	325

Flanged socket straight

- to order nickel-plated contacts please add a "v" e.g. 317-9v

IP44 splashproof
IP67 watertight

7-pole plugs and sockets (6P+E) cover a broad range of use.
The possibility of producing inductive resp. pre-mating contacts by shortened pins, enlarges the range of application:

- star-delta connection
- Dahlander-switching (pole changing control)
- control
- indicate

230V~
50/60Hz
3p=6h
4p+5p=9h

400V~
50/60Hz
3p=9h
4p+5p=6h

Amp.	Poles	pack. unit	Cat.No.	Cat.No.	Protection degree
16	7	10	217-9	217-6	IP44 short cable entry
32	7	10	227-9	227-6	IP44 cable gland IP67 cable gland
32	7	10	2272-9	2272-6	
16	7	10	117-9	117-6	IP44 large housing, for wiring through
16	7	5	917-9	917-6	
32	7	5	127-9	127-6	IP44 large housing, for wiring through
32	7	5	1272-9	1272-6	
16	7	5	317-9	317-6	IP44 large housing, for wiring through
32	7	5	327-9	327-6	
32	7	5	3272-9	3272-6	



217-6



117-6



317-6





INDUSTRIAL PLUGS + SOCKETS

Container - plugs and sockets



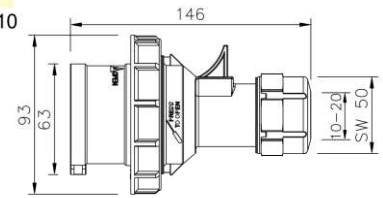
„Twist“ Container - Plug

- with cable gland
- 32A 4p 3h 440V
- nickel-plated contacts

IP67 watertight

0242-3v

packaging unit: 10



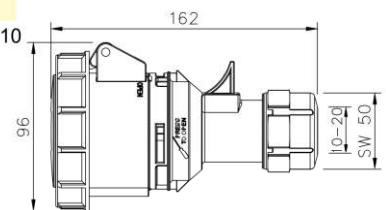
„Twist“ Container - Connector

- with cable gland
- 32A 4p 3h 440V
- nickel-plated contacts

IP67 watertight

2242-3v

packaging unit: 10



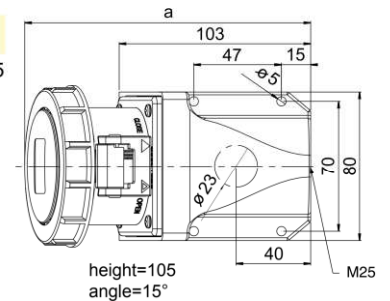
„Twist“ Container-Wall socket

- 32A 4p 3h 440V
- nickel-plated contacts

IP67 watertight

1242-3v

packaging unit: 5



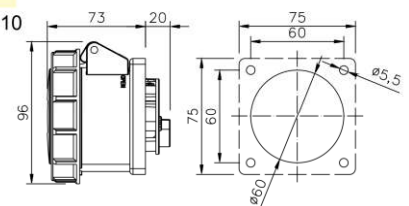
„Twist“ Container-Flanged socket straight

- 32A 4p 3h 440V
- nickel-plated contacts

IP67 watertight

3242-3v

packaging unit: 10



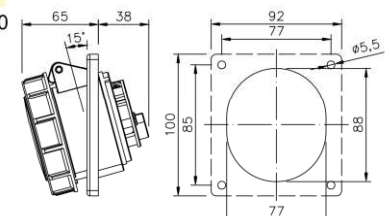
„Twist“ Container-Flanged socket sloping

- 32A 4p 3h 440V
- flange = 100 x 92 mm
- hole = 77 x 85 mm

IP67 watertight

4242-3v

packaging unit: 10



Cat.No.

Container - plugs and sockets

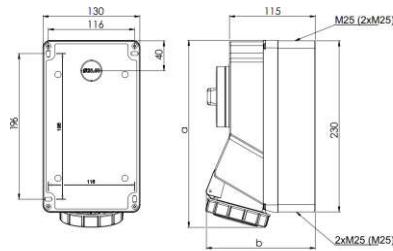
Container - Switched interlocked socket

75242-3

packaging unit: 1

- 32A 4p 3h 440V
- nickel-plated contacts
- up to 3 x M25 cable entries
- mechanical interlock, lockable by padlock

IP67 watertight



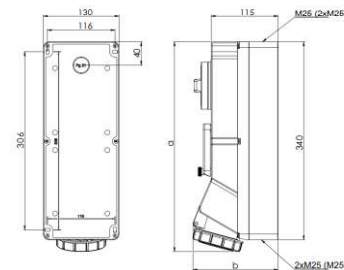
Container - Switched interlocked safety socket

78242-3

packaging unit: 1

- 32A 4p 3h 440V
- nickel-plated contacts
- cylindrical fuse D02-3p 440V
- up to 3 x M25 cable entries
- mechanical interlock, lockable by padlock

IP67 watertight



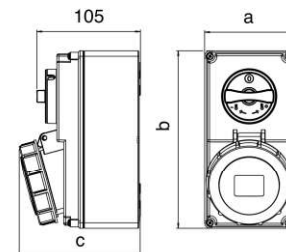
Container - Switched interlocked safety socket

61242-3

packaging unit: 1

- 32A 4p 3h 440V
- mechanical interlock, lockable by padlock

IP67 watertight



- compact design for wall mounting
- nickel-plated contacts
- Series 78... with window for 5 units, cap dimensions: 45mm
- mechanical interlock:
 - after plugging and switching-on **plug is locked**
 - after switching-off and unplugging **switch is locked**
- all components are mounted on bottom
- **large connecting area - easy of installation**
- ready wired for connection
- special designs (switch on bottom, window on top) on request
- at switch-off position: lockable by padlock (40 mm)

Detailed information see from page 60 ... „Switched interlocked sockets“.





INDUSTRIAL PLUGS + SOCKETS

Caravan - plugs and sockets for camping areas

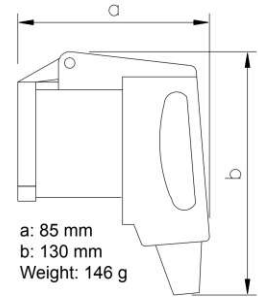


Caravan - Angled connector

- 16A 3p 230V
- IP44** splashproof
- without socket outlet acc. to DIN 49440
- with socket outlet acc. to DIN 49440

8213-6
packaging unit: 10

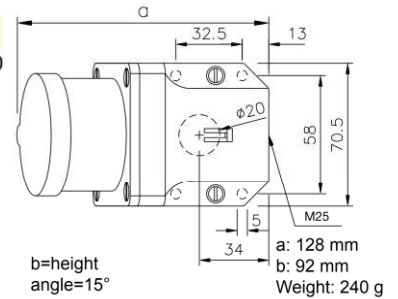
8213-Do
packaging unit: 10



Caravan - Wall mounted plug

- with hinged lid and gasket
- 16A 3p 230V
- to order nickel-plated contacts please add a "v" e.g. 513-6dv
- IP44** splashproof

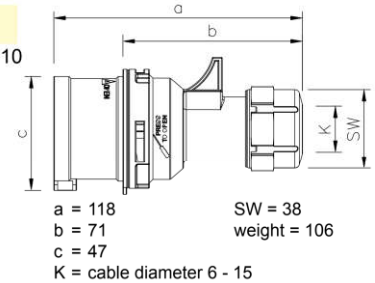
513-6d
packaging unit: 10



„Twist“ Caravan - Plug

- 16A 3p 230V
- to order nickel-plated contacts please add a "v" e.g. 013-6v
- IP44** splashproof

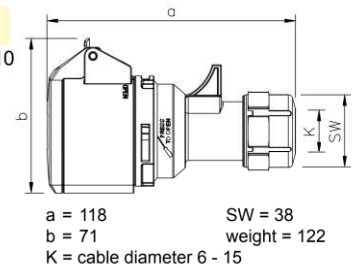
013-6
packaging unit: 10



„Twist“ Caravan - Connector

- 16A 3p 230V
- to order nickel-plated contacts please add a "v" e.g. 213-6v
- IP44** splashproof

213-6
packaging unit: 10



Caravan - Combination Series St. Anton

- IP44** splashproof

Entry:
1,5m H07RN-F3G1,5 with CEE-plug
16A 3p 230V

Outlet:
1 socket (DIN 49440) 16A 2p+E 250V

Protection:
1 RCD 25A 0,03A

9437125
packaging unit: 1

Cat.No.

Caravan - plugs and sockets

Caravan - Adapter

IP44 splashproof

Entry:
CEE-plug16A 3p 230V

9433100*
packaging unit: 10

Outlet:
1 socket (DIN 49440) 16A 2p+E 250V



Caravan - Adapter

IP20

Entry:
CEE-plug16A 2p+E 250V

9434100
packaging unit: 10

Outlet:
1 CEE-socket (DIN 49440) 16A 3p 230V



Caravan - Adapter with cable

• 16A 3p 230V

IP44 splashproof

80cm H07RN-F 3G1,5 with CEE-plug
16A 3p 230V and
solid rubber connector (DIN 49440)
16A 2p+E 250V

9007
packaging unit: 10

80cm H07RN-F 3G1,5 with solid rubber
connector (DIN 49440) 16A 2p+E 250V
solid rubber connector (DIN 49440)
and CEE-connector 16A 3p 230V

9009
packaging unit: 10



Plugs and sockets

polyamide

Plug acc. to DIN 49440

• polyamide

IP20

Colour	Entry central	Entry side
white	02958	05018
brown	02961	05021
black	02974	05034
grey	02980	05040



Connector acc. to DIN 49440

• polyamide

IP20

white	05148
brown	05164
black	05177
grey	05180



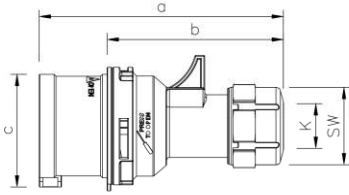
* Export version (in Austria and Germany not allowed)

Cat.No.



INDUSTRIAL PLUGS + SOCKETS

Midnight Series

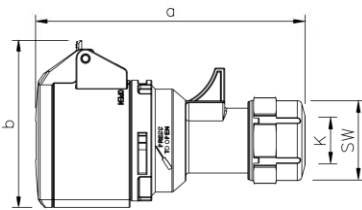


Poles	16 Amp			32 Amp		
	3	4	5	3	4	5
a	118	124	131	146	146	152
b	82	88	95	100	100	106
c	47	53	61	63	63	70
K	6-15	6-15	8-16	10-20	10-20	12-22
SW	38	38	42	50	50	50
Weight	104	127	150	181	200	230

„Twist“ Plug

- to order nickel-plated contacts please add a "v" e.g. 013-6xv

IP44 splashproof

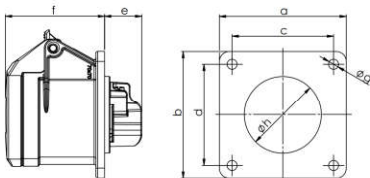


Poles	16 Amp			32 Amp		
	3	4	5	3	4	5
a	129	135	142	159	159	165
b	76	80	89	92	92	98
K	6-15	6-15	8-16	10-20	10-20	12-22
SW	38	38	42	50	50	50
Weight	137	161	183	225	244	278

„Twist“ Connector

- to order nickel-plated contacts please add a "v" e.g. 213-6xv
- hinged lid with grip

IP44 splashproof



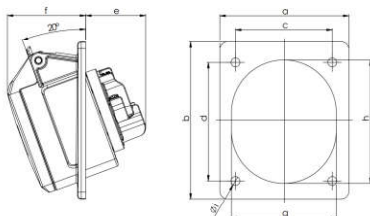
Poles	16 Amp			32 Amp		
	3	4*	5	3*	4*	5
Flange						
a x b	70	70	70	70	70	70
Fix.center						
c x d	56	56	56	56	56	56
e	21	21	21	23	23	23
f	55	55	55	67	67	67
g	5,5	5,5	5,5	5,5	5,5	5,5
h	43	45	55	55	55	58
Weight	113	128	150	164	181	213

Flanged socket straight

- to order nickel-plated contacts please add a "v" e.g. 313-6xv

IP44 splashproof

* new design available second semester 2008



Poles	16 Amp			32 Amp		
	3	4	5	3	4	5
Flange a	70	70	80	80	80	80
Flange b	85	85	97	97	97	97
Fix.center c	50	50	60	60	60	60
Fix.center d	65	65	73	73	73	73
e	38	38	39	51	51	51
f	47	47	48	50	50	52
g	51	56	65	65	65	70
h	61	67	76	75	75	80
i	5,5	5,5	5,5	5,5	5,5	5,5
Weight	112	117	144	198	222	250

Flanged socket sloping

- to order nickel-plated contacts please add a "v" e.g. 413-6xv

IP44 splashproof

Special designs - available on request! Minimum order quantity: 100 pcs

230V~
50/60Hz
3p=6h
4p+5p=9h

400V~
50/60Hz
3p=9h
4p+5p=6h

Amp.	Poles	pack. unit
16	3	10
16	4	10
16	5	10
32	3	10
32	4	10
32	5	10

Cat.No.	Cat.No.
013-6x	014-6x 015-6x
023-6x	024-6x 025-6x



013-6x




16	3	10
16	4	10
16	5	10
32	3	10
32	4	10
32	5	10

213-6x	214-6x 215-6x
223-6x	224-6x 225-6x



213-6x



16	3	10
16	4	10
16	5	10
32	3	10
32	4	10
32	5	10

313-6x	314-6x 315-6x
323-6x	324-6x 325-6x



313-6x



16	3	10
16	4	10
16	5	10
32	3	10
32	4	10
32	5	10

413-6x	414-6x 415-6x
423-6x	424-6x 425-6x



413-6x





20/30A North American Product offering IP44



120V~
4h

277V~
5h

250V~
6h

480V~
7h

Amp.	Poles	pack. unit	Cat.No.	Cat.No.	Cat.No.	Cat.No.
------	-------	------------	---------	---------	---------	---------

Plugs IP44



0139-7

20	2P3W	10	0139-4	0139-5	0139-6	0139-7
30	2P3W	10	0239-4	0239-5	0239-6	0239-7

Connectors IP44



2139-4

20	2P3W	10	2139-4	2139-5	2139-6	2139-7
30	2P3W	10	2239-4	2239-5	2239-6	2239-7

Wall sockets IP44



1139-6

20	2P3W	10	1139-4	1139-5	1139-6	1139-7
30	2P3W	10	1239-4	1239-5	1239-6	1239-7

Receptacles straight IP44



3139-5

20	2P3W	10	3139-4	3139-5	3139-6	3139-7
30	2P3W	10	3239-4	3239-5	3239-6	3239-7

Receptacles sloping IP44



4139-7f8

20	2P3W	10	4139-4f8	4139-5f8	4139-6f8	4139-7f8
30	2P3W	10	4239-4f8	4239-5f8	4239-6f8	4239-7f8

Minimum order quantity: 50 pcs

20/30A North American Product offering IP67

Amp.	Poles	pack. unit	120V~	277V~	250V~	480V~
			4h	5h	6h	7h
			Cat.No.	Cat.No.	Cat.No.	Cat.No.



Plugs IP67

Amp.	Poles	pack. unit	120V~ 4h	277V~ 5h	250V~ 6h	480V~ 7h
20	2P3W	10	01392-4	01392-5	01392-6	01392-7
30	2P3W	10	02392-4	02392-5	02392-6	02392-7



01392-7

Connectors IP67

Amp.	Poles	pack. unit	120V~ 4h	277V~ 5h	250V~ 6h	480V~ 7h
20	2P3W	10	21392-4	21392-5	21392-6	21392-7
30	2P3W	10	22392-4	22392-5	22392-6	22392-7



21392-4

Wall sockets IP67

Amp.	Poles	pack. unit	120V~ 4h	277V~ 5h	250V~ 6h	480V~ 7h
20	2P3W	10	11392-4	11392-5	11392-6	11392-7
30	2P3W	10	12392-4	12392-5	12392-6	12392-7



11392-6

Receptacles straight IP67

Amp.	Poles	pack. unit	120V~ 4h	277V~ 5h	250V~ 6h	480V~ 7h
20	2P3W	10	31392-4	31392-5	31392-6	31392-7
30	2P3W	10	32392-4	32392-5	32392-6	32392-7



31392-5

Receptacles sloping IP67

Amp.	Poles	pack. unit	120V~ 4h	277V~ 5h	250V~ 6h	480V~ 7h
20	2P3W	10	41392-4f8	41392-5f8	41392-6f8	41392-7f8
30	2P3W	10	42392-4f8	42392-5f8	42392-6f8	42392-7f8



41392-7f8

Minimum order quantity: 50 pcs





20/30A North American Product offering IP44



Amp.	Poles	pack. unit	380/ 440V~ 3h	600V~ 5h	480V~ 7h	250V~ 9h	120/ 250V~ 12h
			Cat.No.	Cat.No.	Cat.No.	Cat.No.	Cat.No.

Plugs IP44



0149-12

20	3P4W	10		0149-5	0149-7	0149-9	0149-12
30	3P4W	10		0249-5	0249-7	0249-9	0249-12

Connectors IP44



2149-12

20	3P4W	10		2149-5	2149-7	2149-9	2149-12
30	3P4W	10		2249-5	2249-7	2249-9	2249-12

Wall sockets IP44



1149-9

20	3P4W	10	1149-3	-- *	1149-7	1149-9	1149-12
30	3P4W	10	1249-3	-- *	1249-7	1249-9	1249-12

* available on request!

Receptacles straight IP44



3149-9

20	3P4W	10	3149-3	3149-5	3149-7	3149-9	3149-12
30	3P4W	10	3249-3	3249-5	3249-7	3249-9	3249-12

Receptacles sloping IP44



4149-7f8

20	3P4W	10	4149-3f8	4149-5f8	4149-7f8	4149-9f8	4149-12f8
30	3P4W	10	4249-3f8	4249-5f8	4249-7f8	4249-9f8	4249-12f8

Minimum order quantity: 50 pcs

20/30A North American Product offering IP67

Amp.	Poles	pack. unit	380/440V~ 3h	600V~ 5h	480V~ 7h	250V~ 9h	120/250V~ 12h
			Cat.No.	Cat.No.	Cat.No.	Cat.No.	Cat.No.



Plugs IP67

Amp.	Poles	pack. unit	Cat.No.	Cat.No.	Cat.No.	Cat.No.
20	3P4W	10	01492-5	01492-7	01492-9	01492-12
30	3P4W	10	02492-5	02492-7	02492-9	02492-12



01492-7

Connectors IP67

Amp.	Poles	pack. unit	Cat.No.	Cat.No.	Cat.No.	Cat.No.
20	3P4W	10	21492-5	21492-7	21492-9	21492-12
30	3P4W	10	22492-5	22492-7	22492-9	22492-12



21492-5

Wall sockets IP67

Amp.	Poles	pack. unit	Cat.No.	Cat.No.	Cat.No.	Cat.No.	Cat.No.
20	3P4W	10	11492-3	11492-5	11492-7	11492-9	11492-12
30	3P4W	10	12492-3	12492-5	12492-7	12492-9	12492-12



11492-9

Receptacles straight IP67

Amp.	Poles	pack. unit	Cat.No.	Cat.No.	Cat.No.	Cat.No.	Cat.No.
20	3P4W	10	31492-3	31492-5	31492-7	31492-9	31492-12
30	3P4W	10	32492-3	32492-5	32492-7	32492-9	32492-12



31492-5

Receptacles sloping IP67

Amp.	Poles	pack. unit	Cat.No.	Cat.No.	Cat.No.	Cat.No.	Cat.No.
20	3P4W	10	41492-3f8	41492-5f8	41492-7f8	41492-9f8	41492-12f8
30	3P4W	10	42492-3f8	42492-5f8	42492-7f8	42492-9f8	42492-12f8



41492-7f8

Minimum order quantity: 50 pcs



20/30A North American Product offering IP44



**347/
600V~
5h**

**277/
480V~
7h**

**120/
208V~
9h**

Amp.	Poles	pack. unit	Cat.No.	Cat.No.	Cat.No.
------	-------	------------	---------	---------	---------

Plugs IP44



0159-7

20	4P5W	10	0159-5	0159-7	0159-9
30	4P5W	10	0259-5	0259-7	0259-9

Connectors IP44



2159-5

20	4P5W	10	2159-5	2159-7	2159-9
30	4P5W	10	2259-5	2259-7	2259-9

Wall sockets IP44



1159-9

20	4P5W	10	--*	1159-7	1159-9
30	4P5W	10	--*	1259-7	1259-9

* available on request!

Receptacles straight IP44



3159-9

20	4P5W	10	3159-5	3159-7	3159-9
30	4P5W	10	3259-5	3259-7	3259-9

Receptacles sloping IP44



4159-7f8

20	4P5W	10	4159-5f8	4159-7f8	4159-9f8
30	4P5W	10	4259-5f8	4259-7f8	4259-9f8

Minimum order quantity: 50 pcs

20/30A North American Product offering IP67

Amp.	Poles	pack. unit	347/ 600V~ 5h	277/ 480V~ 7h	120/ 208V~ 9h
			Cat.No.	Cat.No.	Cat.No.



Plugs IP67

20	4P5W	10	01592-5	01592-7	01592-9
30	4P5W	10	02592-5	02592-7	02592-9



01592-7

Connectors IP67

20	4P5W	10	21592-5	21592-7	21592-9
30	4P5W	10	22592-5	22592-7	22592-9



21592-5

Wall sockets IP67

20	4P5W	10	11592-5	11592-7	11592-9
30	4P5W	10	12592-5	12592-7	12592-9



11592-9

Receptacles straight IP67

20	4P5W	10	31592-5	31592-7	31592-9
30	4P5W	10	32592-5	32592-7	32592-9



31592-5

Receptacles sloping IP67

20	4P5W	10	41592-5f8	41592-7f8	41592-9f8
30	4P5W	10	42592-5f8	42592-7f8	42592-9f8



41592-7f8

Minimum order quantity: 50 pcs



16/32A International Product offering IP44

110V~
4h

230V~
6h

400V~
9h

500V~
7h

>50-
500V~
10h

>50-
500V~
2h

Amp.	Poles	pack. unit	Cat.No.	Cat.No.	Cat.No.	Cat.No.	Cat.No.	Cat.No.
------	-------	------------	---------	---------	---------	---------	---------	---------

Plugs IP44



0138-6

16	3	10	0138-4	0138-6	0138-9	0138-7	0138-10	0138-2
32	3	10	0238-4	0238-6	0238-9	0238-7	0238-10	0238-2

Connectors IP44



2138-6

16	3	10	2138-4	2138-6	2138-9	2138-7	2138-10	2138-2
32	3	10	2238-4	2238-6	2238-9	2238-7	2238-10	2238-2

Wall sockets IP44



1138-6

16	3	10	1138-4	1138-6	1138-9	1138-7	1138-10	1138-2
32	3	10	1238-4	1238-6	1238-9	1238-7	1238-10	1238-2

Receptacles straight IP44



3138-6

16	3	10	3138-4	3138-6	3138-9	3138-7	3138-10	3138-2
32	3	10	3238-4	3238-6	3238-9	3238-7	3238-10	3238-2

Receptacles sloping IP44



4138-6

16	3	10	4138-4	4138-6	4138-9	4138-7	4138-10	4138-2
32	3	10	4238-4	4238-6	4238-9	4238-7	4238-10	4238-2

Minimum order quantity: 50 pcs

16/32A International Product offering IP67

Amp.	Poles	pack. unit	110V~ 4h	230V~ 6h	400V~ 9h	500V~ 7h	>50- 500V~ 10h	>50- 500V~ 2h
			Cat.No.	Cat.No.	Cat.No.	Cat.No.	Cat.No.	Cat.No.



Plugs IP67

16	3	10	01382-4	01382-6	01382-9	01382-7	01382-10	01382-2
32	3	10	02382-4	02382-6	02382-9	02382-7	02382-10	02382-2



01382-6

Connectors IP67

16	3	10	21382-4	21382-6	21382-9	21382-7	21382-10	21382-2
32	3	10	22382-4	22382-6	22382-9	22382-7	22382-10	22382-2



21382-6

Wall sockets IP67

16	3	10	11382-4	11382-6	11382-9	11382-7	11382-10	11382-2
32	3	10	12382-4	12382-6	12382-9	12382-7	12382-10	12382-2



11382-6

Receptacles straight IP67

16	3	10	31382-4	31382-6	31382-9	31382-7	31382-10	31382-2
32	3	10	32382-4	32382-6	32382-9	32382-7	32382-10	32382-2



31382-6

Receptacles sloping IP67

16	3	10	41382-4	41382-6	41382-9	41382-7	41382-10	41382-2
32	3	10	42382-4	42382-6	42382-9	42382-7	42382-10	42382-2



41382-6

Minimum order quantity: 50 pcs



16/32A International Product offering IP44



Amp.	Poles	pack. unit	110V~	230V~	400V~	500V~	>50-500V~	>50-500V~
			4h	9h	6h	7h	10h	2h
			Cat.No.	Cat.No.	Cat.No.	Cat.No.	Cat.No.	Cat.No.

Plugs IP44



0148-6

16	4	10	0148-4	0148-9	0148-6	0148-7	0148-10	0148-2
32	4	10	0248-4	0248-9	0248-6	0248-7	0248-10	0248-2

Connectors IP44



2148-6

16	4	10	2148-4	2148-9	2148-6	2148-7	2148-10	2148-2
32	4	10	2248-4	2248-9	2248-6	2248-7	2248-10	2248-2

Wall sockets IP44



1148-6

16	4	10	1148-4	1148-9	1148-6	1148-7	1148-10	1148-2
32	4	10	1248-4	1248-9	1248-6	1248-7	1248-10	1248-2

Receptacles straight IP44



3148-6

16	4	10	3148-4	3148-9	3148-6	3148-7	3148-10	3148-2
32	4	10	3248-4	3248-9	3248-6	3248-7	3248-10	3248-2

Receptacles sloping IP44



4148-6

16	4	10	4148-4	4148-9	4148-6	4148-7	4148-10	4148-2
32	4	10	4248-4	4248-9	4248-6	4248-7	4248-10	4248-2

Minimum order quantity: 50 pcs

16/32A International Product offering IP67

Amp.	Poles	pack. unit	110V~	230V~	400V~	500V~	>50-500V~	>50-500V~
			4h	9h	6h	7h	10h	2h
			Cat.No.	Cat.No.	Cat.No.	Cat.No.	Cat.No.	Cat.No.



Plugs IP67

16	4	10	01482-4	01482-9	01482-6	01482-7	01482-10	01482-2
32	4	10	02482-4	02482-9	02482-6	02482-7	02482-10	02482-2



01482-6

Connectors IP67

16	4	10	21482-4	21482-9	21482-6	21482-7	21482-10	21482-2
32	4	10	22482-4	22482-9	22482-6	22482-7	22482-10	22482-2



21482-6

Wall sockets IP67

16	4	10	11482-4	11482-9	11482-6	11482-7	11482-10	11482-2
32	4	10	12482-4	12482-9	12482-6	12482-7	12482-10	12482-2



11482-6

Receptacles straight IP67

16	4	10	31482-4	31482-9	31482-6	31482-7	31482-10	31482-2
32	4	10	32482-4	32482-9	32482-6	32482-7	32482-10	32482-2



31482-6

Receptacles sloping IP67

16	4	10	41482-4	41482-9	41482-6	41482-7	41482-10	41482-2
32	4	10	42482-4	42482-9	42482-6	42482-7	42482-10	42482-2



41482-6

Minimum order quantity: 50 pcs



16/32A International Product offering IP44

110V~
4h

230V~
9h

400V~
6h

500V~
7h

>50-
500V~
10h

>50-
500V~
2h

Amp.	Poles	pack. unit	Cat.No.	Cat.No.	Cat.No.	Cat.No.	Cat.No.	Cat.No.
------	-------	------------	---------	---------	---------	---------	---------	---------

Plugs IP44



0158-6

16	5	10	0158-4	0158-9	0158-6	0158-7	0158-10	0158-2
32	5	10	0258-4	0258-9	0258-6	0258-7	0258-10	0258-2

Connectors IP44



2158-6

16	5	10	2158-4	2158-9	2158-6	2158-7	2158-10	2158-2
32	5	10	2258-4	2258-9	2258-6	2258-7	2258-10	2258-2

Wall sockets IP44



1158-6

16	5	10	1158-4	1158-9	1158-6	1158-7	1158-10	1158-2
32	5	10	1258-4	1258-9	1258-6	1258-7	1258-10	1258-2

Receptacles straight IP44



3158-6

16	5	10	3158-4	3158-9	3158-6	3158-7	3158-10	3158-2
32	5	10	3258-4	3258-9	3258-6	3258-7	3258-10	3258-2

Receptacles sloping IP44



4158-6

16	5	10	4158-4	4158-9	4158-6	4158-7	4158-10	4158-2
32	5	10	4258-4	4258-9	4258-6	4258-7	4258-10	4258-2

Minimum order quantity: 50 pcs

16/32A International Product offering IP67

Amp.	Poles	pack. unit	110V~	230V~	400V~	500V~	>50-500V~	>50-500V~
			4h	9h	6h	7h	10h	2h
			Cat.No.	Cat.No.	Cat.No.	Cat.No.	Cat.No.	Cat.No.



Plugs IP67

Amp.	Poles	pack. unit	110V~	230V~	400V~	500V~	>50-500V~	>50-500V~
			Cat.No.	Cat.No.	Cat.No.	Cat.No.	Cat.No.	Cat.No.
16	5	10	01582-4	01582-9	01582-6	01582-7	01582-10	01582-2
32	5	10	02582-4	02582-9	02582-6	02582-7	02582-10	02582-2



01582-6

Connectors IP67

Amp.	Poles	pack. unit	110V~	230V~	400V~	500V~	>50-500V~	>50-500V~
			Cat.No.	Cat.No.	Cat.No.	Cat.No.	Cat.No.	Cat.No.
16	5	10	21582-4	21582-9	21582-6	21582-7	21582-10	21582-2
32	5	10	22582-4	22582-9	22582-6	22582-7	22582-10	22582-2



21582-6

Wall sockets IP67

Amp.	Poles	pack. unit	110V~	230V~	400V~	500V~	>50-500V~	>50-500V~
			Cat.No.	Cat.No.	Cat.No.	Cat.No.	Cat.No.	Cat.No.
16	5	10	11582-4	11582-9	11582-6	11582-7	11582-10	11582-2
32	5	10	12582-4	12582-9	12582-6	12582-7	12582-10	12582-2



11582-6

Receptacles straight IP67

Amp.	Poles	pack. unit	110V~	230V~	400V~	500V~	>50-500V~	>50-500V~
			Cat.No.	Cat.No.	Cat.No.	Cat.No.	Cat.No.	Cat.No.
16	5	10	31582-4	31582-9	31582-6	31582-7	31582-10	31582-2
32	5	10	32582-4	32582-9	32582-6	32582-7	32582-10	32582-2



31582-6

Receptacles sloping IP67

Amp.	Poles	pack. unit	110V~	230V~	400V~	500V~	>50-500V~	>50-500V~
			Cat.No.	Cat.No.	Cat.No.	Cat.No.	Cat.No.	Cat.No.
16	5	10	41582-4	41582-9	41582-6	41582-7	41582-10	41582-2
32	5	10	42582-4	42582-9	42582-6	42582-7	42582-10	42582-2



41582-6


Minimum order quantity: 50 pcs



P-Nova

The socket outlet with earthing contact

The „P-Nova“ socket outlet with earthing contact is characterized in particular by its:

- robust construction based on high-grade polyamide, 
- screwless connection technology or screw contact system (connection from the rear or the side)
- various flange sizes
- four-point mounting



Screw contact system




Connection from the rear Connection from the side

Screwless connection technology



With spring-clamp (screwless)
Connection from the rear

Technical data

-  IP54
- flange dimensions: 50x50 as standard (70x70 and 75x75 as special designs also available)
- hinged lid with wide opening angle
- high closing pressure on hinged lid
- child protection (optional)

Spring-clamp connection technology

- spring-clamp with connection from the rear
- pre-tensioned release mechanism - no tool needed for initial connection
- connection without an end sleeve possible
- double connection through independent spring-clamps for wiring through

Connection



Re-connection



P-Nova plus

– Product features

- + **minimized contact carrier**
for mounting in narrow surroundings (cable rollers)
- + **optimum screw contacts**
- + **open contact screws**
- + **hinged lid with wide opening angle, high closing pressure**
- + **flange size 50x50mm**
(thinner flange, no separate gasket necessary)
- + **fixing center 38x38mm (fourpoint-mounting with countersunk screw)**
- + **IP54 splashproof,**
- + **high stability by single-part housing**
(also in case of shutter!)
- + **robust construction based on highgrade polyamide 6**
- + optional: **approved child protection for all types**
- + **Austrian/German versions according to DIN VDE 0620-1st of April 2005**
- + Minimum quantity for ordering special versions: 1.000 pieces


Child protection (shutter)



Belgian/French standard

Earth pin with single part terminal (also available in version with shutter)

Screw contact systems



Connection from the side

Connection from the rear



All plugs and sockets (acc. to DIN 49440) are available in grey, red, yellow, black and white (blue = standard)

P-Nova: Special versions are available on request, e.g.:

- with side connection and child protection
- with glass fiber reinforced contact holes (GF)*
- with side connection and (GF)*
- with child protection and (GF)*
- with side connection, child protection and (GF)*

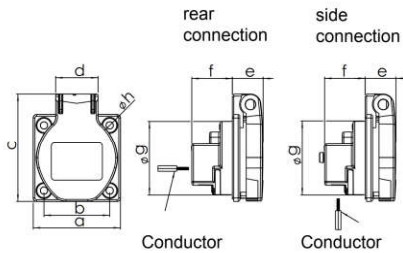
Minimum quantity for ordering special versions: 1.000 pieces

* (gf) = glass fiber reinforced contact holes



Plugs and socket outlets (DIN 49440) Flanged sockets conforming to Austrian/German standards

•STANDARD•



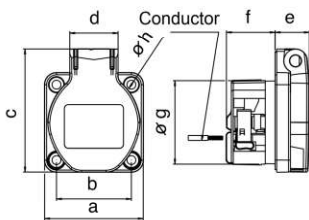
	16 Amp 2P + E	
Poles	2P + E	
Flange a	50	
Fix.center b	38	
c	62	
d	25	
e	18	
f	24	
g	43	
h	4,2	
Weight	45	

Socket outlet (DIN 49440) Austrian/German version

- screwed contact

IP54 splashproof

•STANDARD• •SPECIAL•



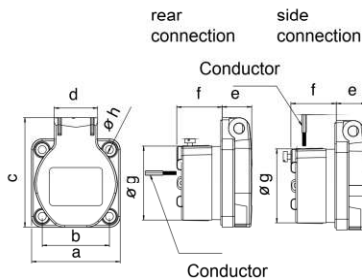
	16 Amp 2P + E	16 Amp 2P + E	16 Amp 2P + E
Poles	2P + E	2P + E	2P + E
Flange a	50	70	75
Fix.center b	38	56	60
c	62	72	75
d	25	25	25
e	17	17	17
f	26	26	26
g	43	43	43
h	4,2	5,5	5,5
Weight	43	48	49

Socket outlet (DIN 49440) Austrian/German version

- screwless contact

IP54 splashproof

•STANDARD• •SPECIAL•



	16 Amp 2P + E	16 Amp 2P + E	16 Amp 2P + E
Poles	2P + E	2P + E	2P + E
Flange a	50	70	75
Fix.center b	38	56	60
c	62	72	75
d	25	25	25
e	17	17	17
f	26	26	26
g	43	43	43
h	4,2	5,5	5,5
Weight	45	50	51

Socket outlet (DIN 49440) Austrian/German version

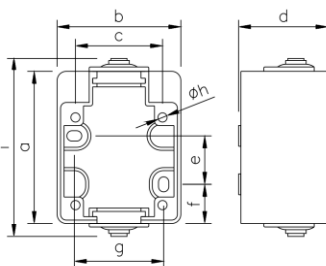
- screwed contact

IP54 splashproof

Mounting box

- for sockets acc. to DIN 49440 with flange 50 x 50 mm (exception: 1013-0b and 1025-0r)

IP44 splashproof



a	66
b	54
c	38
d	39
e	21
f	17
g	39
h	3
i	78
Weight	43

Advantages:

- easy mounting - long holes for screws
- hole distance dimensions - on the rear
- space between wall and box by nipples
- 2 entries for PG 13,5
- holes for dehydration available



STANDARD	SPECIAL	SPECIAL
250V~ 50/60Hz Flange 50x50	250V~ 50/60Hz Flange 70x70	250V~ 50/60Hz Flange 75x75

Amp.	Poles	pack. unit	Abbreviations/Types	Cat.No.	Cat.No.	Cat.No.
16	3	100	rear connection (standard)	1050-0b		
16	3	100	„S“ side connection	1050-0bs		
16	3	100	„C“ with child-protection (shutter)	1050-0bc		
16	3	100	„SC“ side connection, with child-protection (shutter)	1050-0bsc		
16	3	100	rear connection (standard)	109-0b	109-7b	109-8b
16	3	100	„C“ with child-protection (shutter)	109-0bc	109-7bc	109-8bc
16	3	100	„f“ glass fiber reinforced contact holes	109-0bf	109-7bf	109-8bf
16	3	100	„CF“ with child-protection (shutter), (GF)*	109-0bcf	109-7bcf	109-8bcf
16	3	100	rear connection (standard)	105-0b	105-7b	105-8b
16	3	100	„S“ side connection	105-0bs	105-7bs	105-8bs
16	3	100	„C“ with child-protection (shutter)	105-0bc	105-7bc	105-8bc
16	3	100	„f“ glass fiber reinforced contact holes	105-0bf	105-7bf	105-8bf
16	3	100	„SF“ side connection, (GF)*	105-0bsf	105-7bsf	105-8bsf
<p>Special versions are available on request. For more information about our ordering system, please have a look on page 103. Minimum quantity for ordering special versions: 1.000 pieces</p>						
16	3	24	blue	106-0		
16	3	24	grey	106-0g		

Fields of application:
 designed for use in workshop halls, garages, industrial plants, outside walls, ...
 Mounting box is supplied complete.

* (gf) = glass fiber reinforced contact holes



1050-0b



109-0b
Flange = 50x50



109-8b
Flange = 75x75



105-0b
Flange = 50x50



106-0

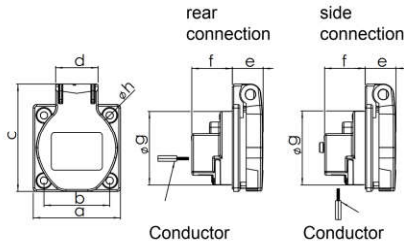




Plugs and socket outlets (DIN 49440)

Flanged sockets conforming to Belgian/French standards

•STANDARD•



	16 Amp 2P + E	
Poles	2P + E	
Flangia a	50	
Fix.center b	38	
c	62	
d	25	
e	18	
f	24	
g	43	
h	4,2	
Weight	45	

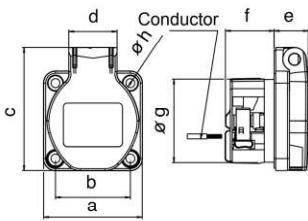
**Socket outlet
Belgian/French version**

- screwed contact

IP54 splashproof

•STANDARD•

•SPECIAL•



	16 Amp 2P + E	16 Amp 2P + E	16 Amp 2P + E
Poles	2P + E	2P + E	2P + E
Flange a	50	70	75
Fix.center b	38	56	60
c	62	72	75
d	25	25	25
e	17	17	17
f	26	26	26
g	43	43	43
h	4,2	5,5	5,5
Weight	44	49	50

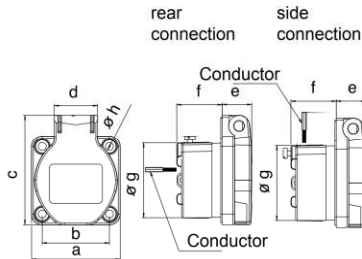
**Socket outlet
Belgian/French version**

- screwless contact
- rear connection

IP54 splashproof

•STANDARD•

•SPECIAL•



	16 Amp 2P + E	16 Amp 2P + E	16 Amp 2P + E
Poles	2P + E	2P + E	2P + E
Flange a	50	70	75
Fix.center b	38	56	60
c	62	72	75
d	25	25	25
e	17	17	17
f	26	26	26
g	43	43	43
h	4,2	5,5	5,5
Weight	46	51	52

**Socket outlet
Belgian/French version**

- screwed contact
- Belgian/French version

IP54 splashproof



STANDARD	SPECIAL	SPECIAL
250V~ 50/60Hz Flange 50x50	250V~ 50/60Hz Flange 70x70	250V~ 50/60Hz Flange 75x75
Cat.No.	Cat.No.	Cat.No.

Amp.	Poles	pack. unit	Abbreviations/Types	Cat.No.	Cat.No.	Cat.No.
16	3	100	rear connection (standard)	1040-0b		
16	3	100	„S“ side connection	1040-0bs		
16	3	100	„C“ with child-protection (shutter)	1040-0bc		
16	3	100	„sc“ side connection, with child-protection (shutter)	1040-0bsc		
16	3	100	rear connection (standard)	108-0b	108-7b	108-8b
16	3	100	„C“ with child-protection (shutter)	108-0bc	108-7bc	108-8bc
16	3	100	„f“ glass fiber reinforced contact holes	108-0bf	108-7bf	108-8bf
16	3	100	„cf“ with child-protection (shutter), (GF)*	108-0bcf	108-7bcf	108-8bcf
16	3	100	rear connection (standard)	104-0b	104-7b	104-8b
16	3	100	„S“ side connection	104-0bs	104-7bs	104-8bs
16	3	100	„C“ with child-protection (shutter)	104-0bc	104-7bc	104-8bc
16	3	100	„sc“ side connection, with child-protection	104-0bsc	104-7bsc	104-8bsc
16	3	100	„f“ glass fiber reinforced contact holes	104-0bf	104-7bf	104-8bf
16	3	100	„sf“ side connection, (GF)*	104-0bsf	104-7bsf	104-8bsf



1040-0b



108-0b
Flange = 50x50



104-0b
Flange = 50x50



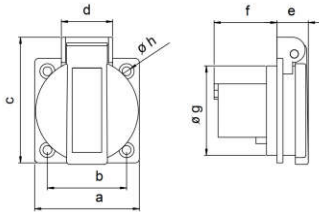
Special versions are available on request. For more information about our ordering system, please have a look on page 103.
Minimum quantity for ordering special versions: 1.000 pieces

* (gf) = glass fiber reinforced contact holes



Plugs and socket outlets (DIN 49440)

Flanged sockets conforming to Danish, English and Swiss standards

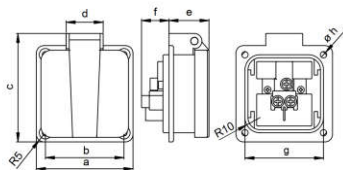


	13 Amp 2P + E
Poles	
Flange a	50
Fix.center b	38
c	60
d	24,5
e	15
f	30
g	43
h	4,2
Weight	42

Socket outlet Danish version

- screwed contact

IP44 splashproof

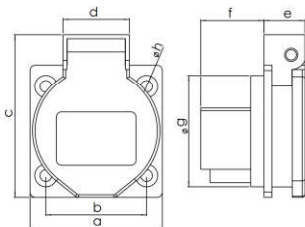


	13 Amp 2P + E
Poles	
Flange a	64
Fix.center b	52
c	72
d	25
e	26,5
f	18
g	52
h	4,2
Weight	67

Socket outlet English version

- screwed contact

IP44 splashproof

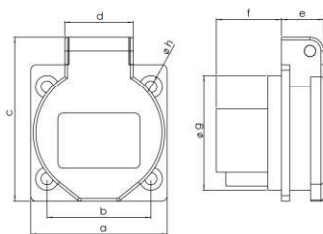


	10 Amp 2P + E
Poles	
Flange a	50
Fix.center b	38
c	62
d	29
e	15
f	23
g	42
h	4,2
Weight	42

Socket outlet Swiss version T13

- screwed contact

IP54 splashproof

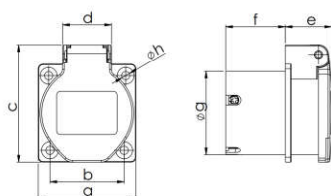


	16 Amp 2P + E
Pole	
Flange a	50
Fix.center b	38
c	60
d	25
e	15
f	24
g	42
h	4,2
Weight	42

Socket outlet Swiss version T23

- screwed contact

IP54 splashproof



	16 Amp 2P + E
Pole	
Flange a	50
Fix.center b	38
c	60
d	25
e	24
f	31
g	43
h	4,2
Weight	64

Socket outlet Swiss version T25

- screwed contact

IP54 splashproof



250V~

50/60Hz

Amp.	Poles	pack. unit	Abbreviations/Types	Cat.No.	
13	3	100	rear connection Flange: 50 x 50	1030-0b	blue
13	3	100	rear connection Flange: 50 x 50	1030-0s	black
13	3	100	side connection Flange: 64 x 64	1020-0s	black
13	3	100	side connection Flange: 50 x 50	1020-5s	black
10	3	100	rear connection Flange: 50 x 50	1013-0b	blue
16	3	100	side connection Flange: 50 x 50	1023-0bs	blue
16	3	100	rear connection Flange: 50 x 50	1025-0r	red



1030-0b



1020-5s



1013-0b



1023-0bs




1025-0r





PLUG & CONNECTOR

- IP44
-  for severe conditions
- 16A 250V~
- only solid rubber
- screwless cable gland
- perfect grip
- plug: dual-point earthing system
- connector: two earthing systems (Austrian/German standards, Belg./French standards)



easy assembly and disassembly of the contact carriers

time saving (shorter connection time) due to the external cable clamp

large connection area


simple handling

robust design

up to 3G 2,5mm²




PLUG MODULES



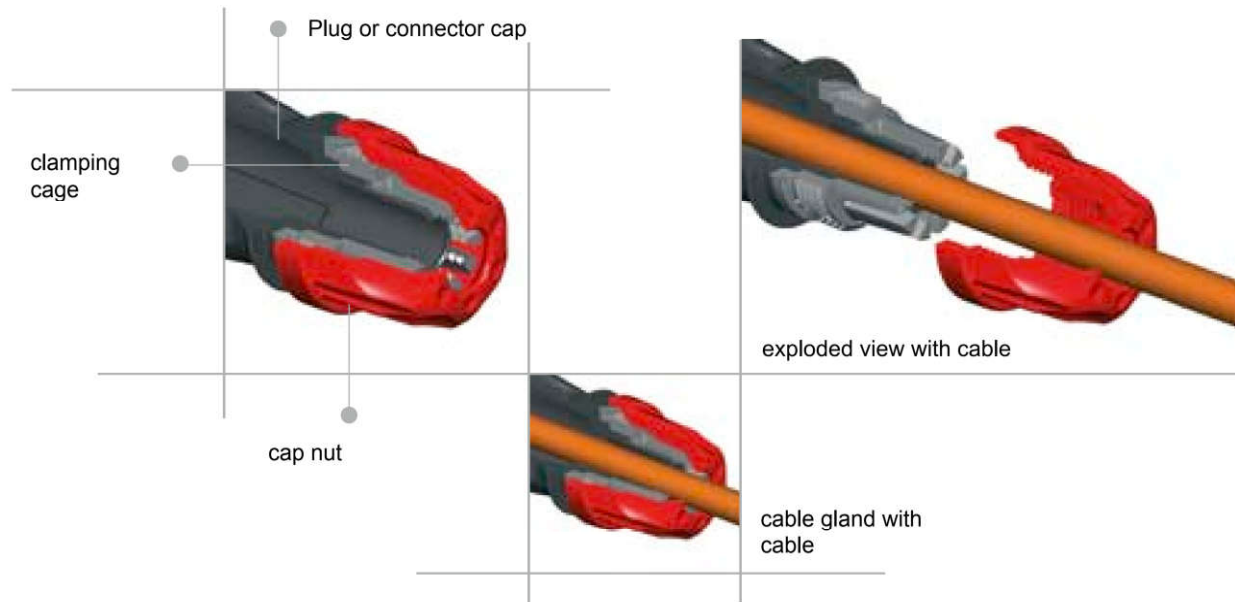


CONNECTOR MODULES



CABLE CLAMP

- externally placed
- easy handling
- simple assembly
- for cable diameters from Ø 6mm to Ø 13mm






SERIES TAURUS

PLUG AND



PLUGS

- IP44
-  for severe conditions
- 16A 250V~
- rubber and solid rubber
- single and dual-point earthing system



Rubber



Solid rubber

easy assembly and disassembly
of the contact carriers

large connection area

time saving installation

simple handling


robust design

easy disassembly of shroud

slim design



PLUG SYSTEMS




Max. 3G2,5 mm² rubber-sheathed flexible cable




PLUG MODULES

Open +/- contact screws,
aligned



CONNECTOR SYSTEMS

- IP44
-  for severe conditions
- 16A 250V~
- rubber and solid rubber
- dual-point earthing system



Rubber

Rubber connector Belgian/French earth



Rubber connector

Solid rubber connector



Connector with hinged lid



Connector with interlocked ring

Cable clamp:

internal

easy to use cable clamp elements
(open screws)

large connection area

simple initial assembly via
notched contact carriers

Contact and connection system:

all contact screws can be adjusted from a single direction (parallel alignment).





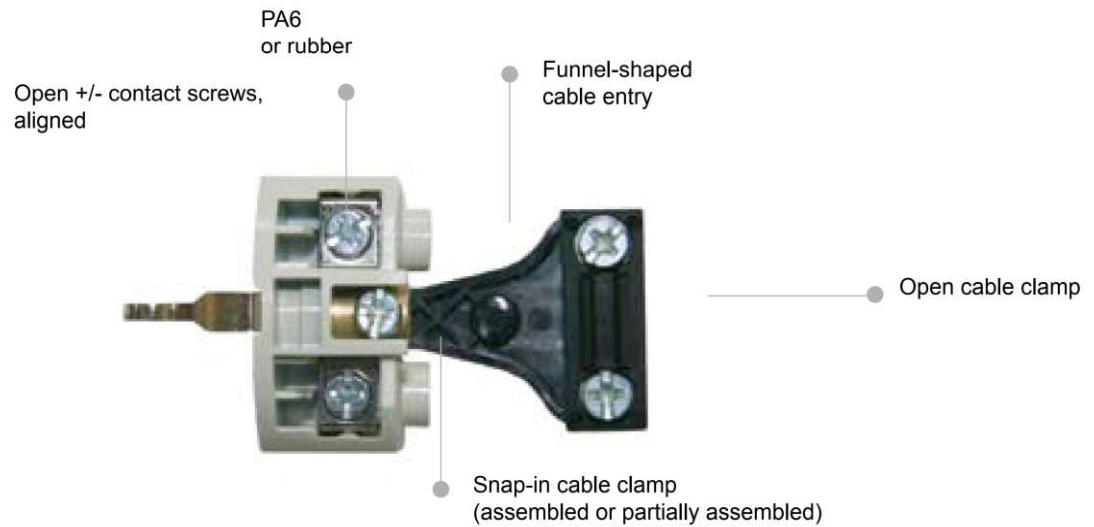
SERIES

TAURUS

PLUG AND CONNECTOR SYSTEMS




CONNECTOR MODULES



Max. 3G2,5 mm² rubber-sheathed flexible cable



3-WAY CONNECTORS

- IP44
-  for severe conditions
- 16A 250V
- rubber and solid rubber

contact carriers integrated in housing

own contact elements

open cable clamp

Separate assembly area
Connection at terminals



Cap with band

Rubber / solid rubber plugs and connectors

conforming to
Austrian/German standards



Rubber plug

IP44 splashproof

0511-s
packaging
unit: 30



Solid rubber plug

- dual-point earthing system
- insert: rubber

IP44 splashproof

05622-s
packaging
unit: 20



Rubber connector

IP20

2510-s
packaging
unit: 20



Rubber plug

- two earthing systems

IP44 splashproof

0521-s
packaging
unit: 30



All rubber plugs and sockets are available in the following colours: black (standard), yellow, red and orange:

to order black , just choose the above mentioned numbers	e.g. 0511-s
to order yellow , replace „s“ by „e“	e.g. 0511-e
to order red , replace „s“ by „r“	e.g. 0511-r
to order orange , replace „s“ by „o“	e.g. 0511-o

Minimum quantity for ordering: 1.000 pieces

Cat.No.



Solid rubber plug

IP44 splashproof 

0512-s
packaging
unit: 30



Solid rubber connector

IP20

2520-s
packaging
unit: 20



Solid rubber plug

• two earthing systems

IP44 splashproof 

0522-s
packaging
unit: 30



Angled plug

IP44 splashproof 

rubber
solid rubber

05811-s
05812-s
packaging
unit: 20



Angled plug

• two earthing system

IP44 splashproof 

rubber
solid rubber

05821-s
05822-s
packaging
unit: 20

Rubber / solid rubber plugs and connectors

conforming to
Austrian/German standards



Rubber connector

- with cap
- insert: polyamide

IP44 splashproof

with child protection (shutter)

2511-s
2511-sc
packaging
unit: 20



Solid rubber connector

- with cap
- insert: rubber

IP44 splashproof

2521-s
packaging
unit: 20



Solid rubber connector

- national
- with cap
- insert: rubber

IP44 splashproof

NEW

25621-s
packaging
unit: 10



Solid rubber connector

- with hinged lid
- insert: rubber

IP44 splashproof

2522-s
packaging
unit: 20



Solid rubber connector

- national
- with hinged lid
- insert: rubber

IP44 splashproof

NEW

25622-s
packaging
unit: 10



Cat.No.



Rubber connector

- with cap and interlocking ring
- insert: polyamide

IP44 splashproof 

with child protection (shutter)

2511-si
2511-scl
packaging
unit: 20



Rubber connector

- with cap and interlocking ring
- insert: rubber


IP44 splashproof 

2521-si
packaging
unit: 20



Rubber connector

- with hinged lid and interlocking ring
- insert: polyamide

IP44 splashproof 

with child protection (shutter)

2512-si
2512-scl
packaging
unit: 20



Rubber connector

- with hinged lid and interlocking ring
- insert: rubber

IP44 splashproof 

2522-si
packaging
unit: 20

Rubber / solid rubber plugs and connectors

conforming to
Austrian/German standards



3-way connector rubber

- with cap
- insert: polyamide

IP44 splashproof

with child protection (shutter)

unit: 5

25311-s
25311-sc
packaging



3-way connector solid rubber

- with hinged lid
- insert: rubber

IP44 splashproof

unit: 5

25322-s
packaging



3-way connector rubber

- with cap and 5-pole connector terminal
- 2p+E, 240V
- black

IP44 splashproof

25311-s5
packaging
unit: 5



3-way connector solid rubber

- with hinged lid and 5-pole connector terminal
- insert: rubber

IP44 splashproof

25322-s5
packaging
unit: 5



Cat.No.



Plug
Belgian/French version

- one earthing system

IP44 splashproof

rubber
solid rubber

0531-s
0532-s
packaging
unit: 30



Plug
Belgian/French version

- dual-point earthing system
- insert: rubber

IP44 splashproof



solid rubber

05622-s
packaging
unit: 20

NEW



Plug
Belgian/French version

- two earthing systems

IP44 splashproof



rubber
solid rubber

0521-s
0522-s
packaging
unit: 30



Rubber connector
Belgian/French version

- insert: polyamide

IP20

with child protection (shutter)

2410-sc
packaging
unit: 20

Rubber / solid rubber plugs and connectors conforming to Belgian/French standards



Rubber connector Belgian/French version

- with cap
- insert: polyamide

IP44 splashproof

with child protection (shutter)

2411-s
2411-sc
packaging
unit: 20



Rubber connector Belgian/French version

- with cap
- insert: polyamide

IP44 splashproof

with child protection (shutter)

24611-s
24611-sc
packaging
unit: 10



Rubber connector Belgian/French version

- with cap and interlocking ring
- insert: polyamide

IP44 splashproof

with child protection (shutter)

2411-sl
2411-scl
packaging
unit: 20



Rubber connector Belgian/French version

- with hinged lid and interlocking ring
- insert: polyamide

IP44 splashproof

with child protection (shutter)

2412-sl
2412-scl
packaging
unit: 20



Cat.No.



Angled plug
Belgian/French version

rubber
solid rubber

05831-s
05832-s
packaging
unit: 20

- one earthing system

IP44 splashproof



Angled plug
Belgian/French version

rubber
solid rubber

05821-s
05822-s
packaging
unit: 20

- two earthing systems

IP44 splashproof



3-way connector rubber
Belgian/French version

with child protection (shutter)

24311-s
24311-sc
packaging
unit: 5

- with cap
- insert: polyamide

IP44 splashproof

Adaptors

Adaptor - thermoplastic

IP44 splashproof

Entry: 1 CEE-plug 16A 5p 400V
Outlet: 1 CEE-socket 32A 5p 400V

9437420



Reducing adaptor - thermoplastic

IP44 splashproof

Entry: 1 CEE-phase inverter 16A 5p 400V
Outlet: 1 CEE-socket 32A 5p 400V

9437430

Entry: 1 CEE-plug 32A 5p 400V
Outlet: 1 CEE-socket 16A 5p 400V
 1 MCB 16A 3p-C

9436422

Entry: 1 CEE-phase inverter 32A 5p 400V
Outlet: 1 CEE-socket 16A 5p 400V
 1 MCB 16A 3p-C

9436432



Adaptor - solid rubber Series FREISTADT

IP44 splashproof

Entry: 2m cable 3G4 with CEE-plug 32A 5p 400V
Outlet: 1 socket (DIN 49440) 16A 250V
 1 x fine-wire fuse 16A slow

9848071



Adaptor - solid rubber Series FREISTADT with carrying handle

IP44 splashproof

Entry: 2m cable 3G4 with CEE-plug 32A 5p 400V
Outlet: 1 socket (DIN 49440) 16A 250V
 1 x MCB 16A 1p-C

9848715

Adaptor - solid rubber Series TRAUNSEE with carrying handle

IP44 splashproof

Entry: 2m cable 5G4 with CEE-plug 32A 5p 400V
Outlet: 1 CEE-socket 16A 5p 400V
 1 x MCB 16A 3p-C

9216635



Adaptor - solid rubber Series TRAUNSEE with carrying handle

IP44 splashproof

Entry: 2m cable 5G10 with CEE-plug 63A 5p 400V
Outlet: 1 CEE-socket 16A 5p 400V
 1 x MCB 16A 3p-C
 1 x RCD 40/4/0,03A

9216631



Adaptor - solid rubber Series TRAUNSEE with carrying handle

IP44 splashproof

Entry: 2m cable 5G10 with CEE-plug 63A 5p 400V
Outlet: 1 CEE-socket 32A 5p 400V
 1 x MCB 32A 3p-C
 1 x RCD 40/4/0,03A

9216645



Adaptor - solid rubber Series ZELL with carrying handle

IP44 splashproof

Entry: 2m cable 5G35 with CEE-plug 125A 5p 400V
Outlet: 1 CEE-socket 63A 5p 400V
 1 x MCB 63A 3p-C

9226961



Cat.No.



INDUSTRIAL PLUGS + SOCKETS

Multiple-sockets outlet



Multiple-socket outlet

- nickel-plated contacts
- also available in 110V

IP44 splashproof

Entry:
1 CEE-plug 16A 3p 230V

9432000*

Outlet:
3 CEE-sockets 16A 3p 230V



Multiple-socket outlet

- nickel-plated contacts
- also available in 110V

IP67 watertight

Entry:
1 CEE-plug 16A 3p 230V

9432001*

Outlet:
3 CEE-sockets 16A 3p 230V



Multiple-socket outlet

- available also with Belg./French, Danish and British sockets
- nickel-plated contacts

IP44 splashproof

Entry:
1 CEE-plug 16A 3p 230V

9432004*

Outlet:
2 CEE-sockets 16A 3p 230V
1 socket (DIN 49440) 16A 250V



Multiple-socket outlet

- nickel-plated contacts
- also available in 110V

IP44 splashproof

Entry:
1 Twist-cable gland
prewired of terminals

9432006

Outlet:
3 CEE-sockets 16A 3p 230V



Multiple-socket outlet

- nickel-plated contacts
- also available in 110V

IP67 watertight

Entry:
1 Twist-cable gland

9432007

Outlet:
3 CEE-sockets 16A 3p 230V



Multiple-socket outlet

- nickel-plated contacts
- also available in 110V

IP44 splashproof

Entry:
1,5m cable with plug
16A 3p 230V

9432002

Outlet:
3 CEE-sockets 16A 3p 230V

IP67 watertight

9432003

* Export version (in Austria and Germany not allowed!)