

POWER FACTOR CORRECTION

HJKL Power Factor Correction Controllers

Standard: IEC60831



Range Presentation

HJKL is Himel range of reactive power compensation controllers, matching all kinds of capacitors in low-voltage system. It adopts MCU controlling to compute the phase difference between the fundamentals of current and voltage, enabling precise power factor measurement with quick response.

Features

- ◆ New control algorithm designed to reduce the number of switching operations and quickly attain the targeted power factor.
- ◆ Quick and simple mounting and wiring.
- ◆ Direct viewing of installation electrical information and capacitor condition.
- ◆ Direct reading and easy setup
- ◆ Alarm indication.

Online Content



HJKL

Selection Code

Range name	Sampling voltage	Output loops	Circuit type	Enclosure material
HJKL	2CM	4	DC	S
HJKL	2CM: 220V 5CQ: 380V	4: 4 loops 6: 6 loops 8: 8 loops 10: 10 loops 12: 12 loops	Default: AC circuit DC: DC 12V	S: Molded case

Technical Parameters

Power Factor Correction Controllers	HJKL	
Category	Parameter value	Default Value
Sampling voltage	380V(HJKL5C)/ 220V(HJKL2C)±15%	
Sampling current	n/5A (1s≤5A)	
Frequency	50-60(Hz)	
Sensitivity	50mA	
Input threshold	lag 0.80-lead-0.82 adjustable step 0.01	0.95
Cut-off threshold	lead-0.80-lag0.82 adjustable step 0.01	-0.99
Loop setting	1-12 adjustable step 1	
Time setting	1s~120s adjustable step 1s	30s
Overvoltage setting	400~450V(HJKL5C)adjustable step 5V	430V
	235~280V(HJKL2C)adjustable step 5V	245V
Undervoltage protection	300V(HJKL5C) / 170V(HJKL2C)	
Undercurrent setting	0mA~500mA adjustable step 50mA	200mA (0 is for close)
COS display	Lead & Lag (0.00~0.99) resolution 0.01	
Working methods	Continuous working, circular switching	
Output loops	4, 6, 8, 10, 12 loops	
Capacity of output	Each group 5A, 220V resistive / 3A, 380V resistive	
IP grade	IP30 for cover	

POWER FACTOR CORRECTION

HJKF Power Factor Correction Controllers

Standard: IEC60051



Range Presentation

HJKF is Hime range of the reactive power compensation controller. It is a special controller used for three-phase low-voltage power grid. Automatic generation of multiple alarm events, which can remind users through nodes or sounds. Temperature adjustment function is involved in all models, which can save 1 pcs temperature-control regulator in capacitor cabinet. Harmonics detecting and protection functions are included as well. All parameters are protected by password to avoid any unexpected modifications.

Features

- ◆ Elegant LCD display with rich contents
- ◆ Wiring identification by manual assistance is included for easy wiring
- ◆ Current dotted terminal identification is included for easy wiring switch
- ◆ Output code can be arbitrary coding, and it can be compatible with various capacity configurations
- ◆ Four running output modes: circulate switching, coding switching, cut-on first and then cut-off, optimization switching
- ◆ Temperature control node included is easy to adjust ambient temperature of the reactive power compensation cabinet
- ◆ Alarm node included is easy for users to temperature control, remote monitoring and fault protection
- ◆ Built-in buzzer alarm function, and alarm events can be optional which will be convenient for users on-site to find abnormal cases
- ◆ RS485 port is for communication type model which can be arbitrary wiring without differentiating A and B. It's easy for users to do wiring with master computers.

Selection Code

Range Name	Sampling Voltage	Output Loops	Function
HJKF5C	V	12	Z
HJKF5C	V: 400V	12: 12 loops	Default: without communication Z: Communication type

Technical Parameters

Rated operating voltage	AC400V (±15%)
Frequency	50 / 60Hz
Rated current	≤5A
Sensitivity	≤50mA
Compensation method	Common three-phase compensation
Power loss	<5VA
Response time	1s~120s
Output capacity	220V/5A
Output loop number	12 loops
Hole size	113*113(mm)
Weight	<0.6kg

POWER FACTOR CORRECTION

Wiring Diagram

Standard: IEC60831



Wiring Diagram

HJKL5C

HJKL5C

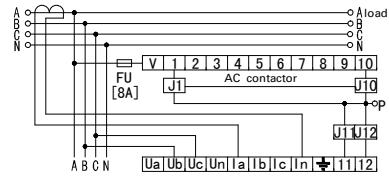
Ub, Uc: input of voltage signal

Ia, Ic: input of current signal

V: common terminal of control output

e.g. Contactor 380V: point P is connected to phase B or phase C;

e.g. Contactor 220V: point P is connected to phase N



HJKL5C-DC

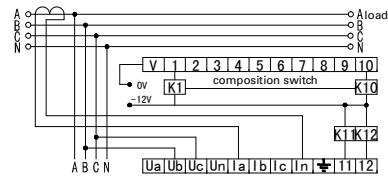
Ub, Uc: input of voltage signal

Ia, Ic: input of current signal

V, K(1-12): output of DC control signal

V: 0V

K(1-12): output -12V



HJKL2C

HJKL2C

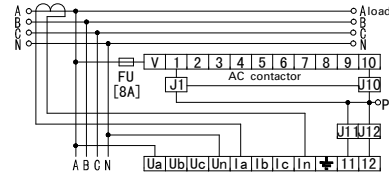
Ub, Uc: input of voltage signal

Ia, Ic: input of current signal

V: common terminal of control output

e.g. Contactor 380V: point P is connected to phase B or phase C;

e.g. Contactor 220V: point P is connected to phase N



HJKL2C-DC

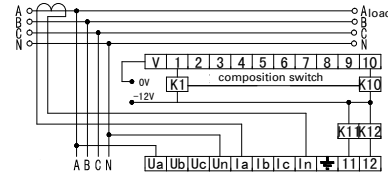
Ub, Uc: input of voltage signal

Ia, Ic: input of current signal

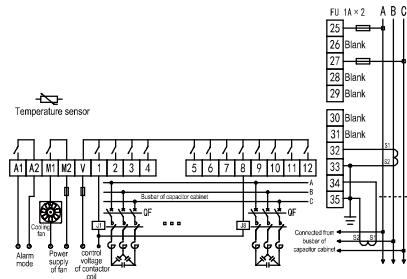
V, K(1-12): output of DC control signal

V: 0V

K(1-12): output -12V



HJKF5C



POWER FACTOR CORRECTION

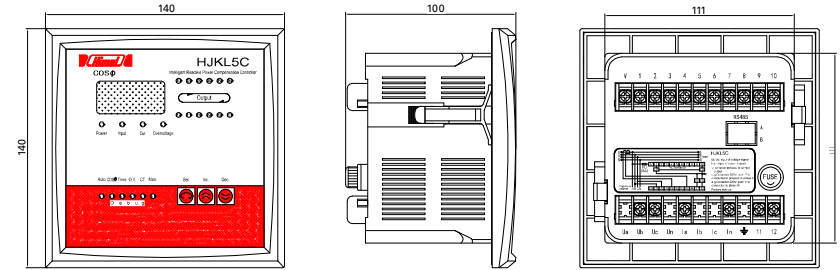
Dimensions

Standard: IEC60051

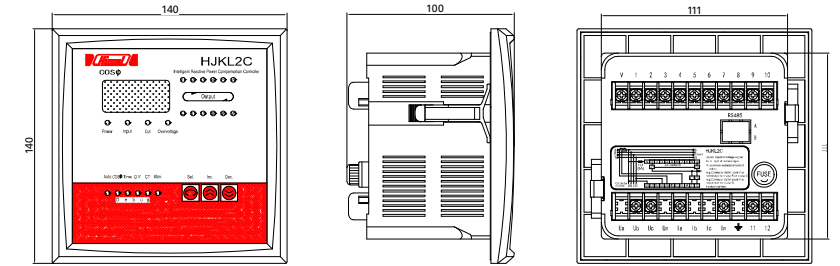


Dimensions

HJKL5C



HJKL2C



HJKF5C

