

# HDB9 18mm Miniature Circuit Breaker

Standard: IEC/EN 60898-1  
 Trip Curve: B,C and D curves  
 Breaking Capacity: 6000/10000A




## Function

HDB9 miniature circuit breakers combine the following functions:

- Protection of circuits against overload currents
- Protection of circuits against short-circuit currents
- Control
- Isolation

## Order Information

Type	Breaking Capacity (kA)	Rating (A)	Width	Reference				
				B curve	C curve	D curve		
1P 	6	1	2	HDB9N631B1	HDB9N631C1	HDB9N631D1		
		2	2	HDB9N631B2	HDB9N631C2	HDB9N631D2		
		4	2	HDB9N631B4	HDB9N631C4	HDB9N631D4		
		6	2	HDB9N631B6	HDB9N631C6	HDB9N631D6		
		10	2	HDB9N631B10	HDB9N631C10	HDB9N631D10		
		16	2	HDB9N631B16	HDB9N631C16	HDB9N631D16		
		20	2	HDB9N631B20	HDB9N631C20	HDB9N631D20		
		25	2	HDB9N631B25	HDB9N631C25	HDB9N631D25		
		32	2	HDB9N631B32	HDB9N631C32	HDB9N631D32		
		40	2	HDB9N631B40	HDB9N631C40	HDB9N631D40		
		50	2	HDB9N631B50	HDB9N631C50	HDB9N631D50		
		63	2	HDB9N631B63	HDB9N631C63	HDB9N631D63		
		10	10	1	2	HDB9H631B1	HDB9H631C1	HDB9H631D1
				2	2	HDB9H631B2	HDB9H631C2	HDB9H631D2
4	2			HDB9H631B4	HDB9H631C4	HDB9H631D4		
6	2			HDB9H631B6	HDB9H631C6	HDB9H631D6		
10	2			HDB9H631B10	HDB9H631C10	HDB9H631D10		
16	2			HDB9H631B16	HDB9H631C16	HDB9H631D16		
20	2			HDB9H631B20	HDB9H631C20	HDB9H631D20		
25	2			HDB9H631B25	HDB9H631C25	HDB9H631D25		
32	2			HDB9H631B32	HDB9H631C32	HDB9H631D32		
40	2			HDB9H631B40	HDB9H631C40	HDB9H631D40		
50	2			HDB9H631B50	HDB9H631C50	HDB9H631D50		
63	2			HDB9H631B63	HDB9H631C63	HDB9H631D63		

Note: Width refers to multiple of 9mm


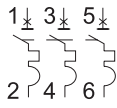


# HDB9 18mm Miniature Circuit Breaker


Standard: IEC/EN 60898-1  
 Trip Curve: B,C and D curves  
 Breaking Capacity: 6000/10000A



## Order Information

Type	Breaking Capacity (kA)	Rating (A)	Width	Reference				
				B curve	C curve	D curve		
2P 	6	1	4	HDB9N632B1	HDB9N632C1	HDB9N632D1		
		2	4	HDB9N632B2	HDB9N632C2	HDB9N632D2		
		4	4	HDB9N632B4	HDB9N632C4	HDB9N632D4		
		6	4	HDB9N632B6	HDB9N632C6	HDB9N632D6		
		10	4	HDB9N632B10	HDB9N632C10	HDB9N632D10		
		16	4	HDB9N632B16	HDB9N632C16	HDB9N632D16		
		20	4	HDB9N632B20	HDB9N632C20	HDB9N632D20		
		25	4	HDB9N632B25	HDB9N632C25	HDB9N632D25		
		32	4	HDB9N632B32	HDB9N632C32	HDB9N632D32		
		40	4	HDB9N632B40	HDB9N632C40	HDB9N632D40		
		50	4	HDB9N632B50	HDB9N632C50	HDB9N632D50		
		63	4	HDB9N632B63	HDB9N632C63	HDB9N632D63		
		10	6	1	4	HDB9H632B1	HDB9H632C1	HDB9H632D1
				2	4	HDB9H632B2	HDB9H632C2	HDB9H632D2
				4	4	HDB9H632B4	HDB9H632C4	HDB9H632D4
6	4			HDB9H632B6	HDB9H632C6	HDB9H632D6		
10	4			HDB9H632B10	HDB9H632C10	HDB9H632D10		
16	4			HDB9H632B16	HDB9H632C16	HDB9H632D16		
20	4			HDB9H632B20	HDB9H632C20	HDB9H632D20		
25	4			HDB9H632B25	HDB9H632C25	HDB9H632D25		
32	4			HDB9H632B32	HDB9H632C32	HDB9H632D32		
40	4			HDB9H632B40	HDB9H632C40	HDB9H632D40		
50	4			HDB9H632B50	HDB9H632C50	HDB9H632D50		
63	4			HDB9H632B63	HDB9H632C63	HDB9H632D63		
3P 	6			1	6	HDB9N633B1	HDB9N633C1	HDB9N633D1
				2	6	HDB9N633B2	HDB9N633C2	HDB9N633D2
				4	6	HDB9N633B4	HDB9N633C4	HDB9N633D4
		6	6	HDB9N633B6	HDB9N633C6	HDB9N633D6		
		10	6	HDB9N633B10	HDB9N633C10	HDB9N633D10		
		16	6	HDB9N633B16	HDB9N633C16	HDB9N633D16		
		20	6	HDB9N633B20	HDB9N633C20	HDB9N633D20		
		25	6	HDB9N633B25	HDB9N633C25	HDB9N633D25		
		32	6	HDB9N633B32	HDB9N633C32	HDB9N633D32		
		40	6	HDB9N633B40	HDB9N633C40	HDB9N633D40		
		50	6	HDB9N633B50	HDB9N633C50	HDB9N633D50		
		63	6	HDB9N633B63	HDB9N633C63	HDB9N633D63		

Note: Width refers to multiple of 9mm



# HDB9 18mm Miniature Circuit Breaker

Standard: IEC/EN 60898-1  
 Trip Curve: B,C and D curves  
 Breaking Capacity: 6000/10000A



## Order Information

Type	Breaking Capacity (kA)	Rating (A)	Width	Reference		
				B curve	C curve	D curve
	10	1	6	HDB9H633B1	HDB9H633C1	HDB9H633D1
		2	6	HDB9H633B2	HDB9H633C2	HDB9H633D2
		4	6	HDB9H633B4	HDB9H633C4	HDB9H633D4
		6	6	HDB9H633B6	HDB9H633C6	HDB9H633D6
		10	6	HDB9H633B10	HDB9H633C10	HDB9H633D10
		16	6	HDB9H633B16	HDB9H633C16	HDB9H633D16
		20	6	HDB9H633B20	HDB9H633C20	HDB9H633D20
		25	6	HDB9H633B25	HDB9H633C25	HDB9H633D25
		32	6	HDB9H633B32	HDB9H633C32	HDB9H633D32
		40	6	HDB9H633B40	HDB9H633C40	HDB9H633D40
		50	6	HDB9H633B50	HDB9H633C50	HDB9H633D50
		63	6	HDB9H633B63	HDB9H633C63	HDB9H633D63
		4P	6	1	8	HDB9N634B1
2	8			HDB9N634B2	HDB9N634C2	HDB9N634D2
4	8			HDB9N634B4	HDB9N634C4	HDB9N634D4
6	8			HDB9N634B6	HDB9N634C6	HDB9N634D6
10	8			HDB9N634B10	HDB9N634C10	HDB9N634D10
16	8			HDB9N634B16	HDB9N634C16	HDB9N634D16
20	8			HDB9N634B20	HDB9N634C20	HDB9N634D20
25	8			HDB9N634B25	HDB9N634C25	HDB9N634D25
32	8			HDB9N634B32	HDB9N634C32	HDB9N634D32
40	8			HDB9N634B40	HDB9N634C40	HDB9N634D40
50	8			HDB9N634B50	HDB9N634C50	HDB9N634D50
63	8			HDB9N634B63	HDB9N634C63	HDB9N634D63
	10			1	8	HDB9H634B1
		2	8	HDB9H634B2	HDB9H634C2	HDB9H634D2
		4	8	HDB9H634B4	HDB9H634C4	HDB9H634D4
		6	8	HDB9H634B6	HDB9H634C6	HDB9H634D6
		10	8	HDB9H634B10	HDB9H634C10	HDB9H634D10
		16	8	HDB9H634B16	HDB9H634C16	HDB9H634D16
		20	8	HDB9H634B20	HDB9H634C20	HDB9H634D20
		25	8	HDB9H634B25	HDB9H634C25	HDB9H634D25
		32	8	HDB9H634B32	HDB9H634C32	HDB9H634D32
		40	8	HDB9H634B40	HDB9H634C40	HDB9H634D40
		50	8	HDB9H634B50	HDB9H634C50	HDB9H634D50
		63	8	HDB9H634B63	HDB9H634C63	HDB9H634D63

Note: Width refers to multiple of 9 mm.



# HDB9 18mm Miniature Circuit Breaker

Standard: IEC/EN 60898-1  
 Trip Curve: B,C and D curves  
 Breaking Capacity: 6000/10000A



## Technical Data

MCB	HDB9 18mm Circuit Breaker					
Electrical Features	Standard	IEC/EN 60898-1				
	Certification	KEMA CB CE RoHS				
	Poles	1-4P				
	Rated Current In	1, 2, 4, 6, 10, 16, 20, 25, 32, 40, 50, 63 A				
	Rated Voltage Ue	230/400V AC				
	Insulation Voltage Ui	500V				
	Breaking Capacity Icn					
		Rate current(A)	Breaking capacity Icn (kA)	Type	Poles	Voltage (V)
		1-63	6	B,C,D	1P 2P, 3P, 4P	230/400 400
		1-63	10	B,C,D	1P 2P, 3P, 4P	230/400 400
Tripping Curve (see following tripping curve pictures)						
B Curve: the magnetic release operates between 3 and 5 In						
C Curve: the magnetic release operates between 5 and 10 In						
D Curve: the magnetic release operates between 10 and 14 In						
Mechanical Features	Electrical Durability	10000 times				
	Mechanical Durability	20000 times				
	Protection Degree	2				
	Ambient Temperature	-30°C ~ +70°C				
Connection	1-32A	Up to 25mm <sup>2</sup> cables	40-63	Up to 35mm <sup>2</sup> cables		
Installation	Rated Current(A)	Screw	Rated Torque (Nm)	Limiting Torque (Nm)		
	1-32	M5	2.0	2.5		
	40-63	M6.5	3.5	2.5		
Mounting	35mm Din-rail					
Accessories	Contact Accessory	OF				
	Fault-indicating Accessories	SD				
	Shunt -trip release	MX+OF				

# HDB9 18mm Miniature Circuit Breaker

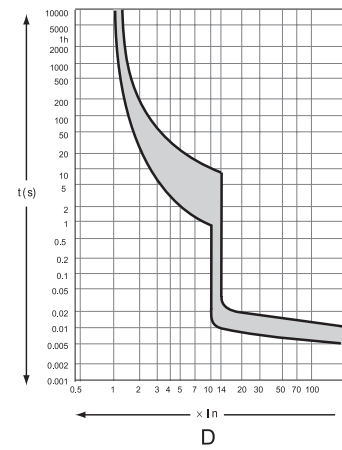
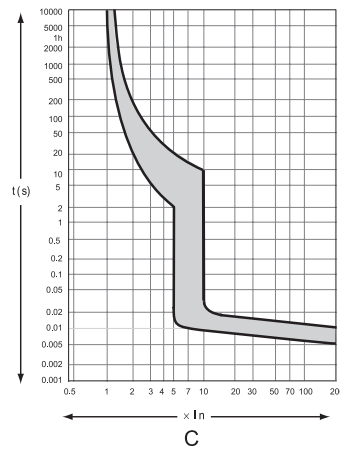
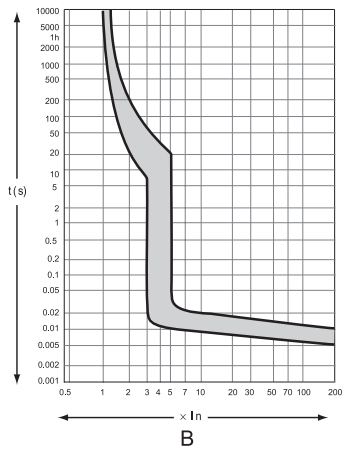
Standard: IEC/EN 60898-1

Trip Curve: B, C and D curves

Breaking Capacity: 6000/10000A

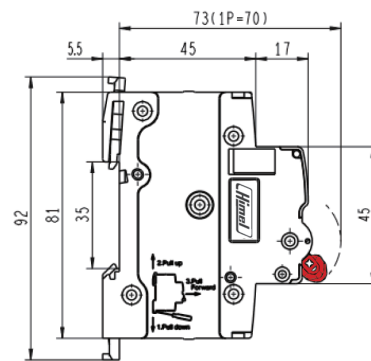
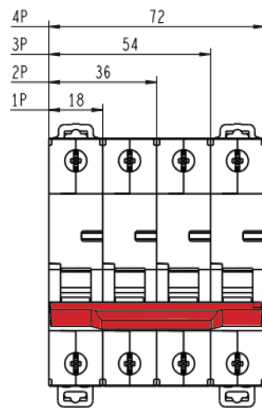


## Tripping Curve



## Overall Dimensions

Unit: mm



## Accessories

