



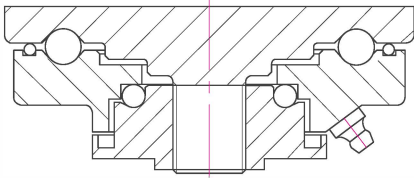


Guide for selection of wheels : AGV casters

Image	Series	Description	Wheel code	Wheel dia mm	Wheel width mm	Axle bore mm	Hub length mm	Load capacity Kg	Bearing type
	HUD	<ul style="list-style-type: none"> – Cast polyurethane (Shore A90) – Aluminum core – Two ball bearings 	HUD-75-30	75	30	8	30	100	608 ZZ
			HUD-75-23	75	23	15	23	100	6202 ZZ
			HUD-75-48	75	48	15	51	200	6202 ZZ
	HUD	<ul style="list-style-type: none"> – Cast polyurethane (Shore A95) – Steel core – Two ball bearings 	HUD-75-30	75	30	15	30	125	6202 ZZ
			HUD-100-30	100	30	15	30	155	6202 ZZ
			HUD-125-35	125	35	15	35	220	6202 ZZ
			HUD-150-40	150	40	15	40	315	6202 ZZ
	NUD	<ul style="list-style-type: none"> – Cast polyurethane (Shore A95) – Steel core – Two ball bearings 	NUD-75-30	75	30	15	30	125	6202 ZZ
			NUD-100-30	100	30	15	30	155	6202 ZZ
			NUD-125-35	125	35	15	35	220	6202 ZZ
			NUD-150-40	150	40	15	40	315	6202 ZZ

AGV casters GXTA series


kg 400kg **RoHS** **-10~90°C**




Brackets: Forged steel plate, double ball bearing with hardened treatment in the swivel head which is clearly advantageous to excellent durability, grease nipple, strong welded frame, bolted wheel axle structure

Surface Treatment: Powder coating, zinc plated

* Recommended Load = Load Cap. × 3

Swivel	Rigid	Wheel type	 mm	 mm	 Kg	 mm	 mm	 mm	 mm	 mm
GXTA-100-ASF	GXTA-100-ARF	HUQ	100	50	400	156	35	140x112	110x75 105x80	11

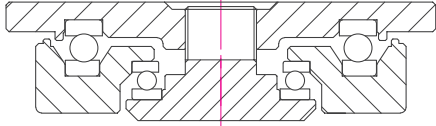
Options

										
Code Suffix	HUQ									
Description	Cast PU(A95)									
Available for	100									

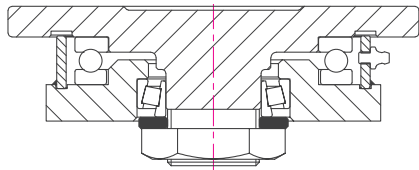
AGV casters

GXTD series

kg 400~3,500kg **RoHS** **°C** -10~90°C



GXTD(110~200)



GXTD(250~300)


Brackets: Forged steel plate, double thrust bearing in the swivel head to optimize heavy load(250/300 series: thrust bearing and taper roller bearing), grease nipple, strong welded frame, bolted wheel axle structure

Surface Treatment: Powder coating, zinc plated

* Recommended Load = Load Cap. × 3

Swivel	Rigid	Wheel type	 mm	 mm	 Kg	 mm	 mm	 mm	 mm	 mm
GXTD-110-ASF	GXTD-110-ARF	HUD	110	29x2	400	156	30	112x112	88x88	9
GXTD-150-ASF	GXTD-150-ARF		150	40x2	600	200	35	145x130	115x100	11
GXTD-200-ASF	GXTD-200-ARF		200	65x2	1,500	265	50	210x210	170x170	17
GXTD-250-ASF	GXTD-250-ARF		250	78x2	3,200	330	70	255x215	210x160	18
GXTD-300-ASF	GXTD-300-ARF		300	78x2	3,500	390	80			

Options

						
Code Suffix	HUD					
Description	Cast PU(A95)					
Available for	110 ~ 300					