

HIOKI

CLAMP METER Series



CLAMP METERS



1000A CAT II 600V
CAT III 1000V



CM4375
AC/DC
CLAMP METER



TEMP

A+VVA

AUTO V
AUTO A

True RMS

SHIFT

OFF

DAD1

HOLD

Remarkable Ease of Use New "Slim Jaw" Design

Innovative slim jaw resolves worksite issues such as crowded wiring to deliver safe, accurate and high-performance testing.

CM4376



Traditional design



Easily Clamp Within Crowded Cables with New Slim Jaw Design



CM4375
CM4376

34 mm=1.34 in



CM4141
CM4142

55 mm=2.17 in



CM3289

33 mm=1.30 in



CM3281
CM3291

46 mm=1.81 in



CM4001

24 mm=0.94 in

-25°C to 65°C operating temperature*¹



CM4000 Series can be used in freezing temperatures or on the hottest summer days.

Dustproof and waterproof performance*¹



International Protection Code: IP54 Jaws (current sensor portion): IP50
Measurement functionality is maintained despite exposure to sand or dust as well as water droplets.

CAT IV 600V*¹



Safely measure embedded cables and electric panels with a maximum rated voltage to earth of 600V

Using Bluetooth® communication with the Z3210*²

Install the Wireless Adapter Z3210 to enable Bluetooth® communications.

With the Z3210, you can transfer data directly to an Excel® file and pair the instrument with GENNECT Cross.



Attach to enable Bluetooth® wireless technology



Transport to the Excel® file*

*It will be supported by the 2021 upgrade.



Transport to GENNECT Cross



Z3210
For more details

Manage measurement data using GENNECT Cross*³

Pair clamp meters built in with Bluetooth(R) wireless technology with the free GENNECT Cross mobile app to upload data to your mobile device for further data management, processing and reporting.




Bluetooth®
communications

Transfer data to
a tablet wirelessly

Screen1



Take a picture of
the test location and
map measured
values on it

Screen2



Verify current waveforms
on your mobile device

Screen3



Visualize intermittent
GFCI and RCD trips
Review trip times and
maximum current values




Mail Cloud



- Save data and create reports right on the App
- Share data via cloud services or E-mail

Downloading GENNECT Cross

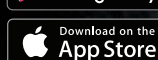
Data can be downloaded to tablets and smartphones using Hioki's dedicated apps available from the Google Play or App Store. Search for "HIOKI" and download the "GENNECT Cross" app.

*Android, Google Play and the Google Play logo are trademarks of Google Inc.
*iOS is a registered trademark of Cisco Technology, Inc. and/or its affiliates in the United States and certain other countries.
*iPhone, iPad, iPad mini, iPad Pro and iPad touch are trademarks of Apple Inc.
*Apple and the Apple logo are trademarks of Apple Inc. App Store is a service mark of Apple Inc.

*Microsoft, Windows, Windows Vista, and Excel are either registered trademarks or trademarks of Microsoft Corporation in the United States and/or other countries.
*Company names and Product names appearing in this catalog are trademarks or registered trademarks of various companies.

*The Bluetooth® word mark and logos are registered trademarks owned by Bluetooth SIG, Inc. and any use of such marks by HIOKI E.E. CORPORATION is under license.

*For the latest information about countries and regions where wireless operation is currently supported, please visit the Hioki website.



GENNECT
Cross
For more details



Safe, More Durable, and More Convenient

*1 Supported models : CM4371, CM4372, CM4373, CM4374, CM4375, CM4376, CM4141, CM4142, CM3286, CM3286-01 *2 CM4001, CM4002, CM4003
*3 Supported models : CM4372, CM4374, CM4376, CM4142, CM3286-01, CM4001 (with Z3210), CM4002 (with Z3210), CM4003 (with Z3210)


Lineup

Clamp Multimeters How to Use



Measurement type	AC / DC Current							
Model	CM4371 CM4372	CM4373 CM4374	CM4375 CM4376	3284	3285	3287	3288 3288-20	
Appearance								
Core jaw diameter	φ33 mm (1.30 in)	φ55 mm (2.17 in)	φ34 mm (1.34 in)	φ33 mm (1.30 in)	φ55 mm (2.17 in)	φ35 mm (1.38 in)	φ35 mm (1.38 in)	
AC measurement system	True RMS	True RMS	True RMS	True RMS	True RMS	True RMS	MEAN Value True RMS (-20)	
Frequency characteristics	10 Hz to 1 kHz	10 Hz to 1 kHz	10 Hz to 1 kHz	10 Hz to 2 kHz	10 Hz to 1 kHz	10 Hz to 1 kHz	10 Hz to 500 Hz	
Measurement parameters	AC current (Resolution)	600 A (0.01)	2000 A (0.1)	1000 A (0.1)	200 A (0.01)	2000 A (0.1)	100 A (0.01)	1000 A (0.1)
	Guaranteed accuracy range	1 A to 600 A	1 A to 2000 A	1 A to 999.9 A	1 A to 200 A	10 A to 2000 A	Full display range ⁵	Full display range ⁵
	DC current (Resolution)	600 A (0.01)	2000 A (0.1)	999.9 A (0.1)	200 A (0.01)	2000 A (0.1)	100 A (0.01)	1000 A (0.1)
	AC Voltage	1000 V	1000 V	1000 V	600 V	600 V	600 V	600 V
	DC Voltage	1500 V ¹	1500 V ¹	1500 V ¹	600 V	600 V	600 V	600 V
	Power	1020 kVA (DC) ¹	3400 kVA (DC) ¹	1700 kVA (DC) ¹	N / A	N / A	N / A	N / A
	Resistance	600 kΩ	600 kΩ	600 kΩ	N / A	N / A	42 MΩ	42 MΩ
	Temperature	-40°C to 400°C	-40°C to 400°C	-40°C to 400°C	N / A	N / A	N / A	N / A
	Electrostatic capacity	✓	✓	✓	N / A	N / A	N / A	N / A
	Frequency	999.9 Hz	999.9 Hz	999.9 Hz	1000 Hz	1000 Hz	N / A	N / A
Rush current	✓	✓	✓	N / A	N / A	N / A	N / A	
Continuity check	✓	✓	✓	N / A	N / A	✓	✓	
Diode check	✓	✓	✓	N / A	N / A	N / A	N / A	
Voltage detection	✓	✓	N / A	N / A	N / A	N / A	N / A	
Low-pass filter	✓	✓	✓	N / A	N / A	N / A	N / A	
Auto power off	✓	✓	✓	✓	✓	✓	✓	
Auto range	✓	✓	✓	✓	✓	✓	✓	
Data hold	AUTO / MANUAL	AUTO / MANUAL	AUTO / MANUAL	MANUAL	MANUAL	MANUAL	MANUAL	
Automatic AC/DC detection	✓	✓	✓	N / A	N / A	N / A	N / A	
MAX / MIN / AVG	✓	✓	✓	✓	✓	N / A	N / A	
Output	N / A	N / A	N / A	✓	✓	N / A	N / A	
Bluetooth® communication	✓ (CM4372 only)	✓ (CM4374 only)	✓ (CM4376 only)	N / A	N / A	N / A	N / A	
Backlight	✓	✓	✓	N / A	N / A	N / A	N / A	
Display refresh rate	5 times / s	5 times / s	5 times / s	4 times / s ⁻³	4 times / s ⁻³	2.5 times / s	2.5 times / s	
Safety standard category	CAT IV 600 V CAT III 1000 V	CAT IV 600 V CAT III 1000 V	CAT IV 600 V CAT III 1000 V	CAT III 600 V	CAT III 600 V	V: CAT III 300 V A: CAT III 600 V	V: CAT III 300 V A: CAT III 600 V	
CE	✓	✓	✓	N / A	N / A	✓	✓	
Dustproof and waterproof	IP54 ²	IP54 ²	IP54 ²	IP40	IP40	N / A	N / A	
Drop proof	N / A	N / A	N / A	N / A	N / A	N / A	N / A	
Power supply	LR03 x2 Alkaline	LR03 x2 Alkaline	LR03 x2 Alkaline	6F22 x1 Stacked manganese	6F22 x1 Stacked manganese	CR2032 x1 Coin type	CR2032 x1 Coin type	
Dimensions (W x H x D)	65 x 215 x 35 mm 2.56 x 8.46 x 1.38 in	65 x 250 x 35 mm 2.56 x 9.84 x 1.38 in	65 x 242 x 35 mm 2.56 x 9.53 x 1.38 in	62 x 230 x 39 mm 2.44 x 9.06 x 1.54 in	62 x 260 x 39 mm 2.44 x 10.24 x 1.54 in	57 x 180 x 16 mm 2.24 x 7.09 x 0.63 in	57 x 180 x 16 mm 2.24 x 7.09 x 0.63 in	
Weight	340 g / 12.0 oz	530 g / 18.7 oz	330 g / 11.6 oz	460 g / 16.2 oz	540 g / 19.0 oz	170 g / 6.0 oz	150 g / 5.3 oz	

Size comparison



*1 Your instrument can be used to measure voltages in excess of 1000 V DC if and only if both of the following conditions are satisfied:

1. The circuit under measurement is isolated from the commercial power grid. 2. The circuit under measurement is isolated from ground.
e.g.: when measuring the no-load voltage of an ungrounded PV panel. Do not use the instrument with circuits whose terminal-to-ground voltage exceeds 1000 V. Doing so may result in electric shock.

*2 Grip only, jaws: IP50, measurement functionality is maintained despite exposure to sand or dust as well as water droplets.

*3 4 times / s (FAST), 2 times / s (NORMAL), 1 time / 3s (SLOW) *4 Input Voltage *5 displayed 0 with below 0.06

Measurement type	AC Current					Leakage Current		AC Power	
Model	CM4141 CM4142	3280-10F	CM3289	CM3281	CM3291	CM4001	CM4002 CM4003	CM3286 CM3286-01	
Appearance									
Core jaw diameter	φ55 mm (2.17 in)	φ33 mm (1.30 in)	φ33 mm (1.30 in)	φ46 mm (1.81 in)	φ46 mm (1.81 in)	φ24 mm (0.94 in)	φ40 mm (1.57 in)	φ46 mm (1.81 in)	
AC measurement system	True RMS	MEAN Value	True RMS	MEAN Value	True RMS	True RMS	True RMS	True RMS	
Frequency characteristics	45 Hz to 1 kHz	50 / 60 Hz	40 Hz to 1 kHz	50 / 60 Hz	40 Hz to 1 kHz	40 Hz to 1 kHz	15 Hz to 2 kHz	45 Hz to 1 kHz	
Measurement parameters	AC current (Resolution)	2000 A (0.01)	1000 A (0.01)	1000 A (0.01)	2000 A (0.01)	2000 A (0.01)	600 A (0.01mA)	200 A (0.001mA)	600 A (0.001)
	Guaranteed accuracy range	1 A to 2000 A	4 A to 1000 A	4 A to 1000 A	4 A to 1999 A	4 A to 1999 A	0.6 mA to 600 A	0.06 mA to 200 A	0.06 A to 600 A
	DC current (Resolution)	N / A	N / A	N / A	N / A	N / A	N / A	N / A	N / A
	AC Voltage	1000 V	600 V	600 V	600 V	600 V	N / A	N / A	600 V
	DC Voltage	1500 V ¹	600 V	600 V	600 V	600 V	N / A	N / A	N / A
	Power	N / A	N / A	N / A	N / A	N / A	N / A	N / A	360 kW (AC)
	Resistance	600 kΩ	42 MΩ	42 MΩ	42 MΩ	42 MΩ	N / A	N / A	N / A
	Temperature	-40°C to 400°C	N / A	N / A	N / A	N / A	N / A	N / A	N / A
	Electrostatic capacity	✓	N / A	N / A	N / A	N / A	N / A	N / A	N / A
	Frequency	999.9 Hz	N / A	N / A	N / A	N / A	999.9 Hz	2000 Hz	999.9 Hz
Rush current	✓	N / A	N / A	N / A	N / A	✓	✓	N / A	
Continuity check	✓	✓	✓	✓	✓	N / A	N / A	N / A	
Diode check	✓	N / A	N / A	N / A	N / A	N / A	N / A	N / A	
Voltage detection	N / A	N / A	N / A	N / A	N / A	N / A	N / A	N / A	
Low-pass filter	✓	N / A	N / A	N / A	N / A	✓	✓	N / A	
Auto power off	✓	✓	✓	✓	✓	✓	✓	✓	
Auto range	✓	✓	✓	✓	✓	✓	✓	✓	
Data hold	AUTO / MANUAL	MANUAL	MANUAL	MANUAL	MANUAL	AUTO / MANUAL	AUTO / MANUAL	AUTO / MANUAL	
Automatic AC/DC detection	✓ (Voltage only)	N / A	N / A	N / A	N / A	N / A	N / A	N / A	
MAX / MIN / AVG	✓	N / A	N / A	N / A	N / A	✓	✓	✓	
Output	N / A	N / A	N / A	N / A	N / A	N / A	✓ (CM4003 only)	N / A	
Bluetooth® communication	✓ (CM4142 only)	N / A	N / A	N / A	N / A	✓ (with Z3210)	✓ (with Z3210)	✓ (CM3286-01 only)	
Backlight	✓	N / A	N / A	N / A	N / A	✓	✓	✓	
Display refresh rate	5 times / s	2.5 times / s	2.5 times / s	2.5 times / s	2.5 times / s	5 times / s	5 times / s	2 times / s	
Safety standard category	CAT IV 600 V CAT III 1000 V	V: CAT III 300 V A: CAT IV 300 V	V: CAT III 300 V A: CAT IV 300 V	V: CAT III 300 V A: CAT IV 300 V	V: CAT III 300 V A: CAT IV 300 V	CAT III 300 V	CAT IV 300 V (CM4002) CAT III 600 V (CM4002) CAT III 300 V (CM4003)	CAT IV 600 V CAT III 1000 V	
CE	✓	✓	✓	✓	✓	✓	✓	✓	
Dustproof and waterproof	IP54 ²	IP40	IP40	IP40	IP40	N / A	IP40	IP54 ²	
Drop proof	N / A	✓	✓	✓	✓	N / A	N / A	N / A	
Power supply	LR03 x2 Alkaline	CR2032 x1 Coin type	CR2032 x1 Coin type	CR2032 x1 Coin type	CR2032 x1 Coin type	LR03 x1 Alkaline	LR6 x2 Alkaline	LR03 x2 Alkaline	
Dimensions (W x H x D)	65 x 247 x 35 mm 2.56 x 9.72 x 1.38 in	57 x 175 x 16 mm 2.24 x 6.89 x 0.63 in	57 x 181 x 16 mm 2.24 x 7.13 x 0.63 in	57 x 198 x 16 mm 2.24 x 7.80 x 0.63 in	57 x 198 x 16 mm 2.24 x 7.80 x 0.63 in	37 x 160 x 27 mm 1.46 x 6.30 x 1.06 in	64 x 233 x 36 mm 2.52 x 9.17 x 1.41 in	82 x 241 x 37 mm 3.23 x 9.49 x 1.46 in	
Weight	300 g / 10.6 oz	100 g / 3.5 oz	100 g / 3.5 oz	103 g / 3.6 oz	103 g / 3.6 oz	115 g / 4.1 oz	400 g / 14.1 oz	450 g / 15.9 oz	


Insulated sleeves prevent short-circuits



Previous model



NEW model



Sleeve attached

CAT III, CAT IV

No sleeve attached

CAT II

When a sleeve is not attached, the test leads can only be used in a CAT II environment.

Sleeve

included as a standard accessory

*This sleeve cannot be attached to previous products

No sleeves attached to the tip of test leads?
DANGER of short-circuit accident.


With sleeve attached to the tip of test leads,
short-circuit accidents can be prevented.

AC/DC Current



AC/DC CLAMP METER CM4371, CM4372, CM4373, CM4374, CM4375, CM4376

Product warranty for 3 years
Accuracy guaranteed for 1 year



Accessories



- L9207-10 C0203**
- LR03 Alkaline battery x2
 - Instruction manual



φ33 mm =1.30 in

CM4371
600 A AC/DC
True RMS
CAT IV 600 V
CAT III 1000 V

CM4372
600 A AC/DC
True RMS
CAT IV 600 V
CAT III 1000 V

GENNECT Cross
Bluetooth®
Please see www.hioki.com for list of supported regions.



φ55 mm =2.17 in

CM4373
2000 A AC/DC
True RMS
CAT IV 600 V
CAT III 1000 V

CM4374
2000 A AC/DC
True RMS
CAT IV 600 V
CAT III 1000 V

GENNECT Cross
Bluetooth®
Please see www.hioki.com for list of supported regions.



φ34 mm =1.34 in

CM4375
1000 A AC/DC
True RMS
CAT IV 600 V
CAT III 1000 V

CM4376
1000 A AC/DC
True RMS
CAT IV 600 V
CAT III 1000 V

GENNECT Cross
Bluetooth®
Please see www.hioki.com for list of supported regions.

CLAMP ON AC/DC HiTESTER 3284, 3285

Not CE marked
Product warranty for 3 years
Accuracy guaranteed for 1 year



Accessories



- L9207-10 9399/9345***
- Hand strap
 - Stacked manganese battery 6F22
 - Instruction manual

Model 3284 includes the 9399, and Model 3285 includes the 9346 carrying case.



φ33 mm =1.30 in

3284
200 A AC/DC
True RMS
CAT III 600 V



φ55 mm =2.17 in

3285
2000 A AC/DC
True RMS
CAT III 600 V

CLAMP ON AC/DC HiTESTER 3287, 3288, 3288-20

Product warranty for 3 years
Accuracy guaranteed for 1 year



Accessories



- L9208 9398**
- Coin type lithium battery CR2032x1
 - Instruction manual



φ35 mm =1.38 in

3287
100 A AC/DC
True RMS
V: CAT III 300 V
A: CAT III 600 V



φ35 mm =1.38 in

3288
1000 A AC/DC
True RMS
V: CAT III 300 V
A: CAT III 600 V



φ35 mm =1.38 in

3288-20
1000 A AC/DC
True RMS
V: CAT III 300 V
A: CAT III 600 V



For more details



Model	CM4371 - 72	CM4373 - 74	CM4375 - 76		Basic accuracy
AC Current	✓	N/A	N/A	20.00 A/600.0 A (guaranteed accuracy range: 1.00 A to 600.0 A)	±1.3% rdg ±0.08 A
	N/A	✓	N/A	600.0 A/2000 A (guaranteed accuracy range: 1.0 A to 2000 A)	±1.3% rdg ±0.3 A
	N/A	N/A	✓	1000 A (guaranteed accuracy range: 1.0 A to 999.9 A)	±1.3% rdg ±0.3 A
DC Current	✓	N/A	N/A	20.00 A/600.0 A (guaranteed accuracy range: ±1.00A to ±600.0 A)	±1.3% rdg ±0.08 A
	N/A	✓	N/A	600.0 A/2000 A (guaranteed accuracy range: ±1.0A to ±2000 A)	±1.3% rdg ±0.3 A
	N/A	N/A	✓	1000 A (guaranteed accuracy range: ±1.0 A to ±999.9 A)	±1.3% rdg ±0.3 A
AC + DC Current	✓	N/A	N/A	20.00 A/600.0 A	±1.3% rdg ±0.13 A
	N/A	✓	N/A	600.0 A/2000 A	±1.3% rdg ±1.3 A
	N/A	N/A	✓	30.0 A/900.0 A/999.9 A	±1.3% rdg ±1.3 A
AC Voltage	✓	✓	✓	6.000 V/60.00 V/600.0 V/1000 V	±0.9% rdg ±0.003 V
DC Voltage	✓	✓	✓	600.0 mV/6.000 V/60.00 V/600.0 V/1500 V ²	±0.5% rdg ±0.5 mV
AC + DC Voltage	✓	✓	✓	6.000 V/60.00 V/600.0 V/1000 V	±1.0% rdg ±0.013 V
DC Power	✓	N/A	N/A	0.0 VA to 1020 kVA ²	±2.0% rdg ±20 dgt
	N/A	✓	N/A	0.000 kVA to 3400 kVA ²	±2.0% rdg ±20 dgt
	N/A	N/A	✓	0.000 kVA to ±1700 kVA ²	±2.0% rdg ±0.020 kVA
Resistance	✓	✓	✓	600.0 Ω/6.000 kΩ/60.00 kΩ/600.0 kΩ	±0.7% rdg ±0.5 Ω
Temperature	✓	✓	✓	-40.0°C to 400.0°C	±0.5% rdg ±3.0°C
Electrostatic capacity	✓	✓	✓	1.000 μF/10.00 μF/100.0 μF/1000 μF	±1.9% rdg ±0.005 μF
Frequency	✓	✓	✓	9.999 Hz/99.99 Hz/999.9 Hz	±0.1% rdg ±0.003 Hz

Display refresh rate	5 times/s ³
Operating temperature	-25°C to 65°C, 90% RH or less (non-condensating)
Storage temperature	-30°C to 70°C, 90% RH or less (non-condensating)
Dustproof and waterproof	Grip IP54 ⁴
Power supply	Alkaline battery LR03 x2
Continuous operating time	45 hours ⁵
Dimensions (W x H x D)	CM4371, CM4372: 65 x 215 x 35 mm (2.56 x 8.46 x 1.38 in) CM4373, CM4374: 65 x 250 x 35 mm (2.56 x 9.84 x 1.38 in) CM4375, CM4376: 65 x 242 x 35 mm (2.56 x 9.53 x 1.38 in)
Weight	CM4371, CM4372: 340 g (12 oz) CM4373, CM4374: 530 g (18.7 oz) CM4375, CM4376: 330 g (11.6 oz)

- ¹Excludes CM4375, CM4376
- ²Your instrument can be used to measure voltages in excess of 1000 V DC if and only if both of the following conditions are satisfied:
 - The circuit under measurement is isolated from the commercial power grid.
 - The circuit under measurement is isolated from ground.
 e.g.: when measuring the no-load voltage of an ungrounded PV panel Do not use the instrument with circuits whose terminal-to-ground voltage exceeds 1000 V. Doing so may result in electric shock.
- ³Excludes electrostatic capacity, frequency, and temperature
- ⁴While in storage, or when measuring an insulated conductor. Do not use when wet.
- ⁵With backlight and Bluetooth® communications turned OFF

- Order code **CM4371**
- Order code **CM4372**
- Order code **CM4373**
- Order code **CM4374**
- Order code **CM4375**
- Order code **CM4376**



Model	3284	3285		Basic accuracy
AC Current	✓	N/A	20.00 A/200.0 A (guaranteed accuracy range: 1.00 A to 200.0 A)	±1.3% rdg ±3 dgt
	N/A	✓	200.0 A/2000 A (guaranteed accuracy range: 10.0 A to 2000 A)	±1.3% rdg ±3 dgt
DC Current	✓	N/A	20.00 A/200.0 A (guaranteed accuracy range: 1.00 A to 200.0 A)	±1.3% rdg ±3 dgt
	N/A	✓	200.0 A/2000 A (guaranteed accuracy range: 10.0 A to 2000 A)	±1.3% rdg ±3 dgt
AC + DC Current	✓	N/A	20.00 A/200.0 A	±1.3% rdg ±13 dgt
	N/A	✓	200.0 A/2000 A	±1.3% rdg ±13 dgt
AC Voltage	✓	✓	30.00 V/300.0 V/600 V	±1.0% rdg ±3 dgt
DC Voltage	✓	✓	30.00 V/300.0 V/600 V	±1.0% rdg ±3 dgt
AC + DC Voltage	✓	✓	30.00 V/300.0 V/600 V	±1.0% rdg ±7 dgt
Frequency	✓	✓	10.00 Hz/100.0 Hz/1000 Hz	±0.3% rdg ±1 dgt

Display refresh rate	4 times/s (FAST), 2 times/s (NORMAL), 1 time/3s (SLOW)
Operating temperature	0°C to 40°C, 80% RH or less (non-condensating)
Storage temperature	-10°C to 50°C (non-condensating)
Dustproof and waterproof	IP40
Power supply	Stacked manganese battery 6F22 x1, 25 hours or AC adapter 9445-02/-03 (Options)
Continuous operating time	
Dimensions (W x H x D)	3284: 62 x 230 x 39 mm (2.44 x 9.06 x 1.54 in) 3285: 62 x 260 x 39 mm (2.44 x 10.24 x 1.54 in)
Weight	3284: 460 g (16.2 oz) 3285: 540 g (19 oz)

Includes external output function
Pair with a recorder to capture instantaneous or current waveforms

Recording output (REC mode)
1V DC / f.s.

Monitor output (MON mode)
1V AC / f.s.

*Requires optional L9094, L9095 or L9096 Output Cord

- Order code **3284**
- Order code **3285**



Model	3287	3288	3288-20		Basic accuracy
AC Current	✓	N/A	N/A	10.00 A/100.0 A (Display range: 0A to 10.00 A/100.0 A)	±1.5% rdg ±5 dgt
	N/A	✓	✓	100.0 A/1000 A (Display range: 0A to 100.0 A/1000 A)	±1.5% rdg ±5 dgt
DC Current	✓	N/A	N/A	10.00 A/100.0 A	±1.5% rdg ±5 dgt
	N/A	✓	✓	100.0 A/1000 A	±1.5% rdg ±5 dgt
AC Voltage	✓	✓	✓	4.200 V/42.00 V/420.0 V/600 V	±2.3% rdg ±8 dgt
DC Voltage	✓	✓	✓	420.0 mV/4.200 V/42.00 V/420.0 V/600 V	±1.3% rdg ±4 dgt
Resistance	✓	✓	✓	420.0 Ω/4.200 kΩ/42.00 kΩ/420.0 kΩ/4.200 MΩ/42.00 MΩ	±2.0% rdg ±4 dgt

Display refresh rate	2.5 times/s
Operating temperature	0°C to 40°C, 80% RH or less (non-condensating)
Storage temperature	-10°C to 50°C, 80% RH or less (non-condensating)
Dustproof and waterproof	N/A
Power supply	Coin type lithium battery CR2032 x1
Continuous operating time	25 hours
Dimensions (W x H x D)	57 x 180 x 16 mm (2.24 x 7.09 x 0.63 in)
Weight	3287: 170 g (6.0 oz), 3288, 3288-20: 150 g (5.3 oz)

- Order code **3287**
- Order code **3288**
- Order code **3288-20**

AC Current

AC CLAMP METER CM4141, CM4142



Product warranty for 3 years
Accuracy guaranteed for 1 year



Accessories



- L9207-10 C0203
- LR03 Alkaline battery x2
- Instruction manual



φ55 mm =2.17 in

CM4141

2000 A AC

True RMS

CAT IV 600 V
CAT III 1000 V



φ55 mm =2.17 in

CM4142

2000 A AC

True RMS

CAT IV 600 V
CAT III 1000 V



Bluetooth

Please see www.hioki.com for list of supported regions.

AC CLAMP METER 3280-10F, CM3289, CM3281, CM3291



Product warranty for 3 years
Accuracy guaranteed for 1 year



Accessories



L9208

- CARRYING CASE (models vary as shown on right)
- Coin type lithium battery CR2032x1
- Instruction manual



φ33 mm =1.30 in

3280-10F
3280-70F

1000 A AC

MEAN Value

V: CAT III 300 V
A: CAT IV 300 V



9398 (-10F) C0205 (-70F)



φ33 mm =1.30 in

CM3289

1000 A AC

True RMS

V: CAT III 300 V
A: CAT IV 300 V



9398



φ46 mm=1.81 in

CM3281
CM3291

2000 A AC

CM3281: MEAN Value
CM3291: True RMS

V: CAT III 300 V
A: CAT IV 300 V



CARRYING CASE

Leakage Current

AC LEAKAGE CLAMP METER CM4001, CM4002, CM4003



Product warranty for 3 years
Accuracy guaranteed for 1 year



WIRELESS ADAPTER Z3210 (Option)
Attach to enable Bluetooth® wireless technology



φ24 mm=0.94 in

CM4001

0.6 mA to 600 A AC

True RMS

CAT III 300 V

Accessories



CARRYING CASE

- STRAP
- LR03 Alkaline battery x1
- Instruction manual



Bluetooth

Please see www.hioki.com for list of supported regions.

With Z3210



φ40 mm=1.57 in

CM4002

0.06 mA to 200 A AC

True RMS

CAT IV 300 V
CAT III 600 V

Accessories



C0203

- LR6 Alkaline battery x2
- Instruction manual



Bluetooth

Please see www.hioki.com for list of supported regions.

With Z3210



φ40 mm=1.57 in

CM4003

0.06 mA to 200 A AC

True RMS

CAT III 300 V

Accessories



C0203 L9097

- LR6 Alkaline battery x2
- Instruction manual
- USB cable



Bluetooth

Please see www.hioki.com for list of supported regions.

With Z3210

Functions

- External output
- External power supply



For more details



Model	CM4141 · CM4142	Basic accuracy
AC Current	✓	60.00 A/600.0 A/2000 A (guaranteed accuracy range: 1.00A to 2000 A) ±1.5% rdg ±0.08 A
AC Voltage	✓	6.000 V/60.00 V/600.0 V/1000 V ±0.9% rdg ±0.003 V
DC Voltage	✓	600.0 mV/6.000 V/60.00 V/600.0 V/1500 V ¹ ±0.5% rdg ±0.5 mV
AC + DC Voltage	✓	6.000 V/60.00 V/600.0 V/1000 V ±1.0% rdg ±0.013 V
Resistance	✓	600.0 Ω/6.000 kΩ/60.00 kΩ/600.0 kΩ ±0.7% rdg ±0.5 Ω
Temperature	✓	-40.0°C to 400.0°C ±0.5% rdg ±3.0°C
Electrostatic capacity	✓	1.000 μF/10.00 μF/100.0 μF/1000 μF ±1.9% rdg ±0.005 μF
Frequency	✓	9.999 Hz/99.99 Hz/999.9 Hz ±0.1% rdg ±0.003 Hz

Other	
Display refresh rate	5 times/s ²
Operating temperature	-25°C to 65°C, 90% RH or less (non-condensating)
Storage temperature	-30°C to 70°C, 90% RH or less (non-condensating)
Dustproof and waterproof	Grip IP54 ³
Power supply	Alkaline battery LR03 x2
Continuous operating time	48 hours ⁴
Dimensions (W x H x D)	65 x 247 x 35 mm (2.56 x 9.72 x 1.38 in)
Weight	300 g (10.6 oz)

¹Your instrument can be used to measure voltages in excess of 1000 V DC if and only if both of the following conditions are satisfied:
 1. The circuit under measurement is isolated from the commercial power grid.
 2. The circuit under measurement is isolated from ground.
 e.g.: when measuring the no-load voltage of an ungrounded PV panel
 Do not use the instrument with circuits whose terminal-to-ground voltage exceeds 1000 V. Doing so may result in electric shock.
²Excludes electrostatic capacity, frequency, and temperature
³While in storage, or when measuring an insulated conductor.
 Do not use when wet.
⁴With backlight and Bluetooth[®] communications turned OFF

Order code **CM4141**

Order code **CM4142**



Model	3280-10F	CM3289	CM3281 · CM3291	Basic accuracy
AC Current	✓	✓	N / A	42.00 A/420.0 A/1000 A (guaranteed accuracy range: 4.00A to 1000 A) ±1.5% rdg ±5 dgt
AC Voltage	N / A	N / A	✓	42.00 A/420.0 A/2000 A (guaranteed accuracy range: 4.00A to 1999 A) ±1.5% rdg ±5 dgt
DC Voltage	✓	✓	✓	4.200 V/42.00 V/420.0 V/600 V ±1.8% rdg ±7 dgt
Resistance	✓	✓	✓	420.0 mV/4.200 V/42.00 V/420.0 V/600 V ±1.0% rdg ±3 dgt
				420.0 Ω/4.200 kΩ/42.00 kΩ/420.0 kΩ/4.200 MΩ/42.00 MΩ ±2.0% rdg ±4 dgt

Other	
Display refresh rate	2.5 times/s
Operating temperature	-25°C to 65°C, 80% RH or less (non-condensating)
Storage temperature	-25°C to 65°C, 80% RH or less (non-condensating)
Dustproof and waterproof	IP40 (EN60529)
Power supply	Coin type lithium battery CR2032 x1
Continuous operating time	3280-10F, CM3281: 120 hours CM3289: 70 hours CM3291: 70 hours
Dimensions (W x H x D)	3280-10F: 57 x 175 x 16 mm (2.24 x 6.89 x 0.63 in) CM3289: 57 x 181 x 16mm (2.24 x 7.13 x 0.63 in) CM3281, CM3291: 57 x 198 x 16 mm (2.24 x 7.80 x 0.63 in)
Weight	3280-10F: 100 g (3.5 oz) CM3289: 100 g (3.5 oz) CM3281, CM3291: 103 g (3.6 oz)



3280F, CM3289, CM3291 are compatible with the CT6280 AC Flexible Current Sensor
 Ø130mm (5.1 in), 4200 A AC

Model 3280-70F includes 3280-10F AC Clamp Meter and CT6280 AC Flexible Sensor as a set

Order code **3280-10F**

Order code **3280-70F**

Order code **CM3289**

Order code **CM3291**

¹ Excludes 3280F

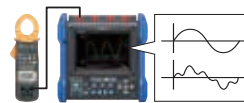


Model	CM4001	CM4002·CM4003	Basic accuracy
AC Current	✓	N / A	60.00 mA/600.0 mA/6.000A/60.00A/600.0A (guaranteed accuracy range: 0.60 mA to 600.0A) ±1.5% rdg ±0.05 mA
	N / A	✓	6.000 mA/60.00 mA/600.0 mA/6.000A/60.00A/200.0A (guaranteed accuracy range: 0.060 mA to 200.0A) ±1.0% rdg ±0.005 mA
Frequency	✓	N / A	999.9 Hz ±1.5% rdg ±0.1 Hz
	N / A	✓	999.9 Hz/2000 Hz ±0.1% rdg ±0.1 Hz

Other	
Display refresh rate	5 times/s
Operating temperature	-10°C to 65°C (non-condensating)
Storage temperature	CM4001: -10°C to 65°C (non-condensating) CM4002, CM4003: -30°C to 70°C (non-condensating)
Dustproof and waterproof	CM4002, CM4003: IP40
Power supply	CM4001: LR03 Alkaline battery x 1, 32 hours CM4002, CM4003: LR6 Alkaline battery x 2, 48 hours (LR6, without Z3210)
Continuous operating time	CM4003: AC ADAPTER Z1013 (Option)
Dimensions (W x H x D)	CM4001: 37 x 160 x 27 mm (1.46 x 6.30 x 1.06 in) CM4002, CM4003: 64 x 233 x 36 mm (2.52 x 9.17 x 1.41 in)
Weight	CM4001: 115 g (4.1 oz) CM4002, CM4003: 400 g (14.1 oz)

Includes external output function (CM4003 Only)

Pair with a recorder to capture instantaneous or current waveforms



RMS value output (RMS mode)
 DC 600 mV/f.s.
Waveform output (WAVE mode)
 AC 600 mV/f.s.

*Using CONNECTION CABLE L9097 (Accessories)

Order code **CM4001**

Order code **CM4001-90**

Order code **CM4002**

Order code **CM4002-90**

Order code **CM4003**

Order code **CM4003-90**

Order code **Z3210**

Model CM4001-90, CM4002-90, CM4003-90 includes Z3210 as a set



AC CLAMP POWER METER CM3286, CM3286-01

Product warranty for 3 years
Accuracy guaranteed for 1 year

φ46 mm=1.81 in



CM3286

CM3286-01

CM3286

AC 600 A

True RMS

CAT IV 600 V
CAT III 1000 V

CM3286-01

AC 600 A

True RMS

CAT IV 600 V
CAT III 1000 V



Bluetooth

Please see www.hioki.com
for list of supported regions.

Accessories



L9257

C0203

- LR03 Alkaline battery x2
- Instruction manual

Order code **CM3286**

Order code **CM3286-01**

¹ Harmonics can be displayed using dedicated application software (GENNECT Cross)

² While in storage, or when measuring current on an insulated conductor

Measurement parameters	Power (Active/reactive/apparent)	Single phase: 3.600 kW/36.00 kW/360.0 kW Guaranteed accuracy range: 0.005 kW to 360.0 kW Basic accuracy: ±2.0% rdg ±7 dgt Balanced three-phase 3-wire: 7.200 kW/72.00 kW/720.0 kW guaranteed accuracy range: 0.020 kW to 623.5 kW Basic accuracy: ±3.0% rdg ±10 dgt Balanced three-phase 4-wire: 10.80 kW/108.0 kW/1080 kW guaranteed accuracy range: 0.040 kW to 1080 kW Basic accuracy: ±2.0% rdg ±3 dgt
	AC Current	6.000 A/60.00 A/600.0 A Basic accuracy: ±1.0% rdg ±3 dgt
AC Voltage	600.0 V Basic accuracy: ±0.7% rdg ±3 dgt	
Power factor	Single-phase, Balanced three-phase 4-wire: [Regeneration] -1.000 to -0.001, [Consumption] 0.000 to 1.000 Balanced three-phase 3-wire: [Regeneration] -0.001, [Consumption] 0.000 to 1.000	
Phase angle	Single-phase, Balanced three-phase 4-wire : [lead] -180.0° to -0.1°, [lag] 0.0° to 179.9° Balanced three-phase 3-wire: [lead] -90.0° to -0.1°, [lag] 0.0° to 90.0°	
Frequency	45.0 Hz to 999.9 Hz	
Simple Active Energy Consumption (Single-phase)	99.99 Wh/999.9 Wh/9.999 kWh/ 99.99 kWh/999.9 kWh/9999 kWh/	
Harmonic ¹ CM3286-01 only	Voltage or current harmonic levels up to 30th order, content factor, total harmonic distortion ratio	
Display refresh rate	2 times/s	
Operating temperature	-25°C to 65°C, 80% RH or less (non-condensating)	
Storage temperature	-25°C to 65°C, 80% RH or less (non-condensating)	
Dustproof and waterproof	Grip IP54 ²	
Other	Power supply: LR03 Alkaline battery x2 Continuous operating time: 25 hours	
Dimensions (W x H x D)	82 x 241 x 37 mm (3.23 x 9.49 x 1.46 inch)	
Weight	450 g (15.9 oz)	

Options

3280-10F, CM3289, CM3281, CM3291, 3287*, 3288*, 3288-20*

CM437x series, CM414x series, CM3286, CM3286-01

- 1** L9208 Cable length 70 cm (2.3 ft) With the Cap (Red x1, Black x1)
- 2** CT6280* Φ 130 mm (5.12 in) 4200 AAC *Not available to use with 3287, 3288, 3288-20
- 3** L4933 50 mm (1.97 in)
- 4** L4934
- 6** L4933 50 mm (1.97 in)
- 7** L4934
- 8** L9243 97 mm (3.82 in)
- 9** L4932 With the Cap (Red x1, Black x1)
- 10** L4935
- 11** L4936
- 12** L4937 Magnet : ϕ 6 mm (0.24 in)
- 13** 9804 Magnet : ϕ 11 mm (0.43 in)
- 14** L4938 With the Cap (Red x1, Black x1) 22 mm (0.87 in), ϕ 3.7 mm (0.15 in)
- 15** L4939 22 mm (0.87 in), ϕ 3.7 mm (0.15 in) 48 mm (1.89 in) ϕ 2.6 mm (0.1 in)

CM437x series, CM414x series, CM3286, CM3286-01

- 1** L9207-10 Cable length 90 cm (2.95 ft) With the Cap (Red x1, Black x1)
- 2** L4930 Cable length 120 cm (3.94 ft)
- 3** L4931 Cable length 150 cm (4.92 ft) with the coupling connector
- 4** DT4910 -40 to 260°C Sensor length: 80 cm (2.62 ft)
- 5** 9290-10 Φ 55 mm (2.17 in) 1000 A AC (CT ratio of 10:1)


3280-10F, CM3289, CM3281, CM3291, 3287, 3288, 3288-20

1	TEST LEAD L9208	
2	AC FLEXIBLE CURRENT SENSOR CT6280	For 3280-10F, CM3289, CM3281, CM3291
3	CONTACT PIN SET L4933	
4	SMALL ALLIGATOR CLIP SET L4934	
5	CARRYING CASE 9398	For 3280-10F, CM3289, 3287, 3288, 3288-20
6	CARRYING CASE C0205	Bundled accessory for CT6280
7	TEST LEADS HOLDER 9209	For 3280-10F, CM3289, 3287, 3288, 3288-20




CM437x series, CM4141, CM4142, CM3286, CM3286-01

1	TEST LEAD L9207-10	
2	CONNECTION CABLE SET L4930	
3	EXTENSION CABLE SET L4931	
4	THERMOCOUPLES(K) DT4910	For CM437x series, CM4141, CM4142
5	CLAMP ON ADAPTER 9290-10	For CM3286, CM3286-01
6	CONTACT PIN SET L4933	
7	SMALL ALLIGATOR CLIP SET L4934	
8	GRABBER CLIP L9243	
9	TEST PIN SET L4932	
10	ALLIGATOR CLIP SET L4935	
11	BUS BAR CLIP SET L4936	
12	MAGNETIC ADAPTER SET L4937	
13	MAGNETIC ADAPTER SET 9804	
14	TEST PIN SET L4938	
15	BREAKER PIN SET L4939	
16	CONNECTION CORD L9257	Combination of L4930 and L4935
17	CARRYING CASE C0203	



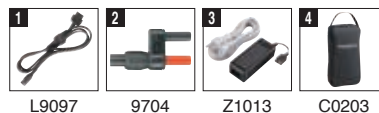
3284, 3285

1	TEST LEAD L9207-10	3284, 3285 only, 90cm
2	OUTPUT CORD L9094	1.5m, Banana terminal
3	OUTPUT CORD L9095	1.5m, BNC terminal
4	OUTPUT CORD L9096	1.5m, Block terminal
5	AC ADAPTER 9445-02	
6	CARRYING CASE 9399	3284 only
7	CARRYING CASE 9345	3285 only














CM4002, CM4003
















1	CONNECTION CABLE L9097	
2	CONVERSION ADAPTER 9704	
3	AC ADAPTER Z1013	
4	CARRYING CASE C0203	



About the Marks

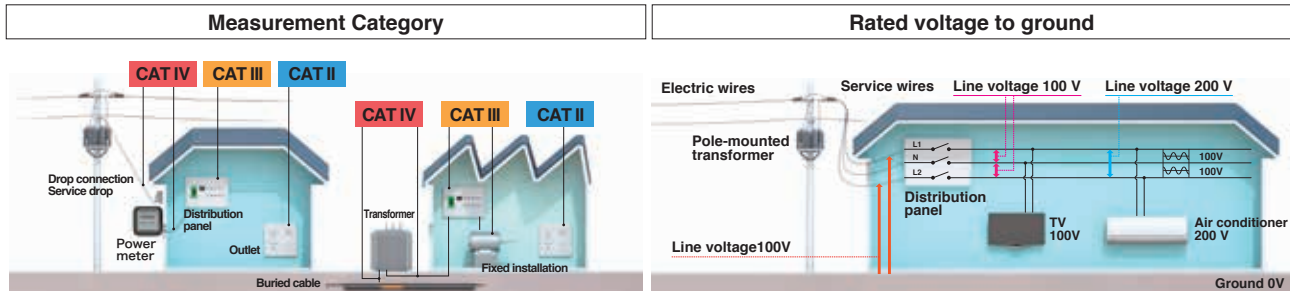
	Safety standard measurement categories*
	Drop proof Robust design capable of withstanding a drop from a height of 1 m onto concrete
	Backlight
	Auto power OFF Automatically turns off after a certain time
	Display hold
	True RMS True RMS measurement for accurate measurement of even distorted current waveforms
	Low-pass filter Cuts high frequency content to provide stable numerical values for measurement
	AUTO AC/DC Automatically detects and measures AC and DC voltage
	MAX/MIN/AVG value* Displays the maximum, minimum, and average of the displayed values
	Peak measurement* Displays the wave maximum and minimum peak values
	Flexible current sensor can be connected

*For more detailed information, please refer to the next page.

	AC voltage
	DC voltage
	DCV + ACV
	Frequency
	Resistance
	Capacitance
	Temperature
	ACA current
	DCA current
	DCA + ACA
	DC Power
	Continuity check Buzzer sounds when continuity is detected
	Diode check Displays voltage if in the correct direction, and OVER if in the reverse direction
	Voltage detection Buzzer sounds when AC voltage is detected
	Inrush (Rush current) Measures inrush current when power is turned on, etc.

Measurement Category · Anticipated Transient Overvoltage

Under safety standards (EN61010 Series, JIS C 1010 Series), measurement is classified into Categories II to IV according to the measurement point's rated voltage to ground, current capacity (size of current that flows in a short-circuit fault), etc., and the transient overvoltage that occurs at the measurement point.



- CAT II :** Measurement at a point from the power plug to the equipment's power circuits, where equipment is directly connected to an outlet.
- CAT III :** Measurement at a point on the power distribution cabling or power supply circuits, or at a point from the distribution panel to a distribution terminal behind an outlet, where equipment (for example a fixed installation) takes electricity directly from a distribution panel.
- CAT IV :** Measurement at a point on a service drop to a building, or on the line from the drop connection to the power meter or distribution panel.

Anticipated Transient Overvoltage

Rated voltage to ground	Transient overvoltage		
	CAT II	CAT III	CAT IV
300 V	2500 V	4000 V	6000 V
600 V	4000 V	6000 V	8000 V
1000 V	6000 V	8000 V	12000 V

Power lines in factories and similar facilities will at times include transient overvoltage (impulse voltage) that is around 10 times the power source voltage. The transient overvoltage of the measurement points must be predicted in advance, and the instrument will need a safety design that will enable it to withstand such overvoltage.

Marks

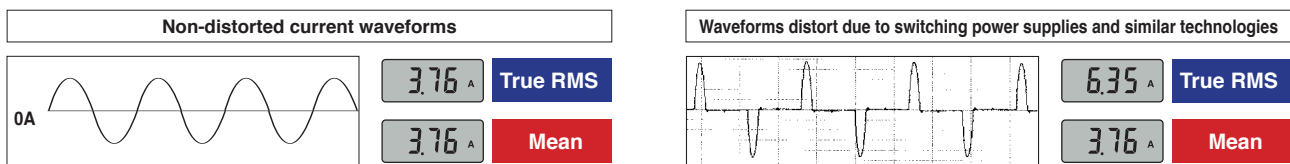
CAT IV **600V**
Measurement Category Rated voltage to ground

Assuming 600 V for the measurement point's voltage to ground, a Category IV location could potentially include transient overvoltage of 8000 V. Hence, CAT IV measurement instruments are designed to withstand transient overvoltage of 8000 V. CAT III measurement instruments can only withstand up to 6000 V, so if 8000 V transient overvoltage enters, it will cause insulation breakdown that could result in electric shock.

Never measure a location with a higher category number than the category indicated on the measuring instrument. Doing so could lead to a serious accident such as electric shock.

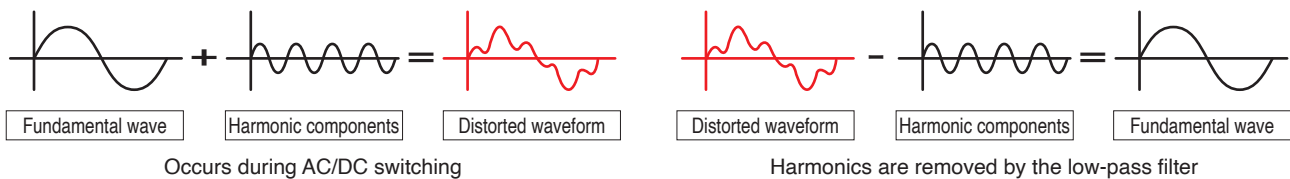
Rectification Methods: True RMS and Mean

A measuring instrument uses one of two rectification methods, "True RMS" or "Mean". Using mean rectification assumes that the signal is based on a sine wave without distortions in order to calculate the value. Distorted waveforms cannot be measured accurately using this method. As the performance of equipment increases, so do distorted waveforms. In order to accurately measure in these situations, using the True RMS method is necessary.

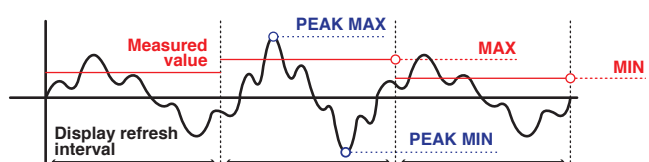


Low-Pass Filter Reduces the Effects of Harmonics and Measures the Fundamental Wave Component Accurately

Switching power supplies and the secondary side of inverters include harmonic components. Waveforms containing harmonics are distorted and difficult to measure with accuracy. By using a low-pass filter to remove harmonic components, accurate measurement values can be obtained.



MAX/MIN/AVG/PEAK value



The ability to identify the maximum, minimum, average, and crest maximum and minimum values for equipment like machine tools whose load current fluctuates is useful in preventive maintenance and quality control.



Note: Company names and product names appearing in this brochure are trademarks or registered trademarks of various companies.

HIOKI
HIOKI E. E. CORPORATION

DISTRIBUTED BY

HEADQUARTERS

81 Koizumi,
Ueda, Nagano 386-1192 Japan
<https://www.hioki.com/>



Scan for all
regional contact
information