



These marks indicate that a product has successfully passed IP65-level testing, which is carried out by the independent German certification organization TÜV Rheinland.



www.tuv.com
ID: 0000049191
ID: 0000063013

IP Codes (series 342-271-30, 342-371-30, 342-451-20)

Level 6: Dust-proof.

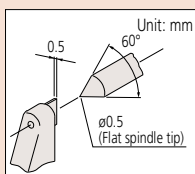
No ingress of dust allowed.

Level 5: Protected against water jets.

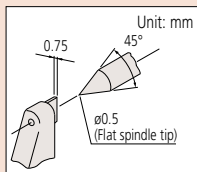
Water projected in jets against the enclosure from any direction shall have no harmful effects.



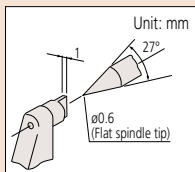
Anvil and spindle tip detail



342-271-30, 342-371-30, 112-401



342-451-20



142-402, 142-403

Technical Data

- Battery for **series 342**
SR44 (1 pc.), **938882**, for initial operational checks (standard accessory)
- Battery life: Approx. 2.4 years under normal use (for **series 342-271-30/342-371-30**)
Approx. 5 years under normal use
- Length standard: Electromagnetic rotary sensor (for **series 342-271-30/342-371-30**)
Electrostatic capacity absolute sensor (for **series 342-451-20**)
- Standard accessories:
Spanner (**301336**), 1 pc. (except for **series 342-451-20**)

Optional Accessories

- Connecting cables (Digimatic model, Quickmike)
1 m: **05CZA662**
2 m: **05CZA663**
- USB Input Tool Direct
USB-ITN-B (2 m): **06AFM380B**
- U-WAVE-T** dedicated connection cable (for **series 342-271-30/342-371-30** and **342-451-20**)
160 mm: **02AZD790B**
For foot switch: **02AZE140B**

Wireless Data Output* U-WAVE™

- U-WAVE-TM 264-622** (IP67 type)
264-623 (Buzzer type)
- U-WAVE-TMB** Transmitter
Mitutoyo Bluetooth® U-WAVE 264-626 (IP type)
264-627 (Buzzer type)
Refer to page A-16 for details.
- Connecting unit for **U-WAVE-TM/TMB 02AZF310** (IP67/buzzer type common specification)
Refer to pages A-16 and A-18 for details.
* **342-271-30** and **342-371-30** can be attached. Not available for **342-451-20**.

Crimp Height Micrometers Series 342,112,142

- Measures the height of crimp contacts.
- Equipped with Ratchet Stop for constant measuring force.
- IP65 water/dust protection (Digimatic model).

- Model **342-451-20** is a Quickmike type model with spindle feed of 10 mm per thimble rotation.



SPECIFICATIONS

Metric			
Order No.	Range (mm)	Resolution (mm)	Maximum permissible error J_{MPE} (μm)
Digimatic (LCD)			
342-271-30	0 - 20	0.001	±3
Quickmike (LCD)			
342-451-20	0 - 15	0.001	±3

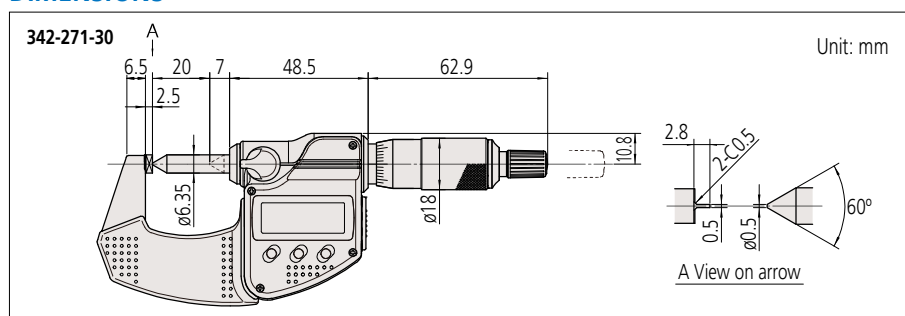
Inch/Metric			
Order No.	Range (in)	Resolution	Maximum permissible error J_{MPE} (in)
Digimatic (LCD)			
342-371-30	0 - 0.8	0.00005 in/ 0.001 mm	±0.00015

Metric			
Order No.	Range (mm)	Graduation (mm)	Maximum permissible error J_{MPE} (μm)
Mechanical counter model			
142-402	0 - 25	0.01	±3
142-403		0.001	

Metric			
Order No.	Range (mm)	Graduation (mm)	Maximum permissible error J_{MPE} (μm)
Analog			
112-401	0 - 25	0.01	±3

Note: For functional details of **series 342** refer to page B-8.
Optional connecting cable is available only for water-proof type (Digimatic model).

DIMENSIONS



B