

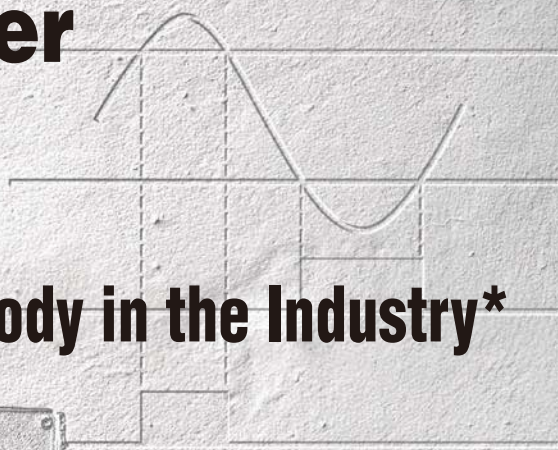


Multifunction Counter Tachometer

H7CX-□-N

The Counter with the Shortest Body in the Industry*



**Shortest
Body**

*Models for 12 to 24 VDC.
The above claim applies to counters with terminal blocks and a maximum ambient temperature of 55 °C.
According to OMRON investigation June 2009.



H7CX-A-series
Multifunction Preset Counter
with Four Digits



H7CX-A-series
Multifunction Preset Counter
with Six Digits



H7CX-R-series
Digital Tachometer

H5CX
Digital Timer
Released Simultaneously



Easy to Read + Saves Space + More Complete Lineup + Safe and Reliable + Improved Tachometer

The Most Powerful Counter Ever! The Tachometers provide even more complete functionality.

We have upgraded the popular H7CX Multifunction Counter/Tachometer. Use it for higher added value in your equipment.

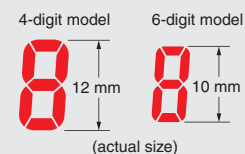


Easier to Read

Large Characters

Character Height: 12 mm

The larger characters and wider viewing angle join a bright display for easy reading even in well-lit locations.



We increased the number of display segments to make setting parameters even easier.



Status Monitoring

Orange Added to Switchable Display Colors to Readily Show the Output Status

Using Green When Output Is OFF Using Orange When Output Is ON



*Display colors can be switched only on models with terminal blocks.

Save Space

Make Thinner Panels

A Shorter Body

The shorter body enables mounting in thin control panels.



Models with terminal blocks for 12 to 24 VDC.

At only **59 mm**, the shortest body for any industrial counter.

Models with terminal blocks for 100 to 240 VAC.

At only **78 mm**, the shortest body for any industrial counter that isolates the power supply and input circuits.

*Models with Sockets: 63.7 mm (case dimension)

The above claims apply to counters with a maximum ambient temperature of 55 °C. According to OMRON investigations June 2009.

Safe and Reliable

Prevent Unexpected Operation

Setting Upper Limit

Restricting the set time help prevent incorrect settings.

Service Life Notification

Output ON Count Alarm Indication

The number of times that the control output turns ON is counted and an alarm is displayed when a preset count is exceeded.

More Complete Lineup

One Unit, Two Counters

Twin Counter Mode

A Twin Counter Mode has been added to enable using two counters with only one unit.

*Only two-stage models.

Design Flexibility

Replaceable Front Panel

Replace the front panel with an Optional Front Panel to change the basic color from black to light gray or white.

Optional Front Panels let you match the color of the panel or surrounding devices.



Waterproof, Dust-proof Structure (UL508 Type 4X and IP66)

Worry-free application is possible in locations subject to water.

*When the Y92S-29 Waterproof Packing is used.



More Complete Tachometer Functionality



A Wide Range of Input Modes

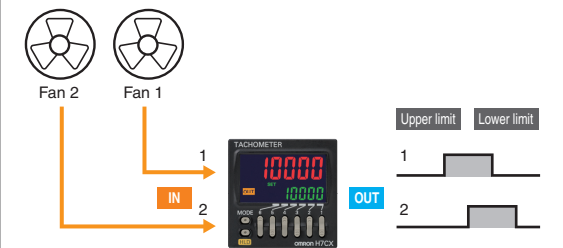
New input modes have been added to the new models. Now you can handle a wider range of applications.

(1) One-input measurement

Measurement operation with one input. Select the HI-LO, AREA, HI-HI, or LO-LO output mode.

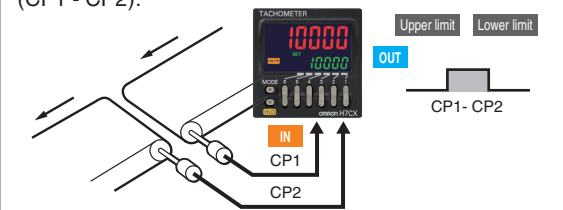
(2) Independent Measurement for Two Inputs **NEW**

Measurement operation with two independent inputs.



(3) Differential Input for Two Inputs **NEW**

Measuring the difference between two inputs (CP1 - CP2).



(4) Absolute Ratio for Two Inputs **NEW**

Measuring the ratio between two inputs (CP1/CP2).

(5) Error Ratio between Two Inputs **NEW**

Measuring the ratio between two inputs ((CP1-CP2)/CP2).

	1-input measurement	2 independent inputs	Difference between 2 inputs	Absolute ratio between 2 inputs	Error ratio between 2 inputs
H7CX-AW□	○	○	○	○	○
H7CX-R11□	○	—	—	—	—
H7CX-R11W□	—	○	—	—	—

Many Other Useful Functions **NEW**

- Peak/Bottom Displays
- Output Hysteresis
- Output OFF delay
- Switching the measurement method (pulse cycle/pulse width)
- Startup time
- Auto-zero time
- Averaging method, number of averaging times
- Prescaling
- Decimal point position
- AMD-compatible mode

Ordering Information

List of Models

Type	Classification	Configuration	External connections	Settings	Display digits	Output	Power supply voltage	Model
NEW H7CX-A Series	Preset counter	<ul style="list-style-type: none"> 1-stage preset counter Total and preset counter 	11-pin socket	1-stage	4 digits	Contact output (SPDT)	100 to 240 VAC	H7CX-A114-N
						Transistor output (SPST)		H7CX-A114S-N
						Contact output (SPDT)	12 to 24 VDC/24 VAC	H7CX-A114D1-N
						Contact output (SPDT)		H7CX-A11-N
						Transistor output (SPST)	100 to 240 VAC	H7CX-A11S-N
						Contact output (SPDT)		12 to 24 VDC/24 VAC
					Transistor output (SPST)	H7CX-A11SD1-N		
					4 digits	Contact output (SPDT)	100 to 240 VAC	H7CX-A4-N
						Transistor output (SPST)		H7CX-A4S-N
						Contact output (SPDT)	12 to 24 VDC	H7CX-A4D-N
						Transistor output (SPST)		H7CX-A4SD-N
						6 digits	Contact output (SPDT)	100 to 240 VAC
	Transistor output (SPST)	H7CX-AS-N						
	Contact output (SPDT)	12 to 24 VDC	H7CX-AD-N					
	Transistor output (SPST)		H7CX-ASD-N					
	Screw terminals	4 digits	<ul style="list-style-type: none"> 1-stage preset counter 2-stage preset counter Total and preset counter Batch counter Dual counter Twin counter 	Contact output (SPST + SPDT)	100 to 240 VAC	H7CX-A4W-N		
				Transistor output (DPST)	12 to 24 VDC	H7CX-A4WSD-N		
		6 digits	2-stage	Contact output (SPST + SPDT)	100 to 240 VAC	H7CX-AW-N		
				Transistor output (DPST)		H7CX-AWS-N		
			Contact output (SPST + SPDT)	12 to 24 VDC/24 VAC	H7CX-AWD1-N			
Transistor output (DPST)			H7CX-AWSD1-N					
Contact output (SPDT)+ Transistor output (SPST)			100 to 240 VAC	H7CX-AU-N				
Contact output (SPDT)+ Transistor output (SPST)			12 to 24 VDC/24 VAC	H7CX-AUD1-N				
Transistor output (DPST)				H7CX-AUSD1-N				
11-pin socket			Tachometer	<ul style="list-style-type: none"> Tachometer 	1-stage (1 input and output)	6 digits	Contact output (SPDT)	100 to 240 VAC
	12 to 24 VDC/24 VAC	H7CX-R11D1-N						
	1-stage (2 inputs and outputs)	Contact output (SPDT+SPST)			100 to 240 VAC	H7CX-R11W-N <small>Added to the Series</small>		
		12 to 24 VDC/24 VAC			H7CX-R11WD1-N <small>Added to the Series</small>			


Accessories (Order Separately)

Front Panels (Replacement Part)

Color	Model	Applicable Counters
Light gray (5Y7/1)	Y92P-CXC4G	4-digit Counter
White (5Y9.2/0.5)	Y92P-CXC4S	
Black (N1.5)	Y92P-CXC4B	
Light gray (5Y7/1)	Y92P-CXC6G	6-digit Counter
White (5Y9.2/0.5)	Y92P-CXC6S	
Black (N1.5)	Y92P-CXC6B	

Further Information

Refer to these Datasheets for detailed information.



Multifunction Counter/Tachometer H7CX

Cat. No. M079-E1



Digital Timer H5CX

Cat. No. L113-E1



Digital Timer H5CX

Cat. No. L111-E1

OMRON Corporation

Industrial Automation Company
Control Devices Division H.Q.
Industrial Component Division
2-2-1 Nishikusatsu, Kusatsu-shi,
Shiga, 525-0035 Japan
Tel: (81) 77-565-5160/Fax: (81) 77-565-5569

Regional Headquarters

OMRON EUROPE B.V.
Wegalaan 67-69-2132 JD Hoofddorp
The Netherlands
Tel: (31) 2356-81-300/Fax: (31) 2356-81-388

OMRON Industrial Automation Global: www.ia.omron.com

OMRON ELECTRONICS LLC

One Commerce Drive Schaumburg,
IL 60173-5302 U.S.A.
Tel: (1) 847-843-7900/Fax: (1) 847-843-7787

OMRON ASIA PACIFIC PTE. LTD.

No. 438A Alexandra Road # 05-05/08 (Lobby 2),
Alexandra Technopark, Singapore 119967
Tel: (65) 6835-3011/Fax: (65) 6835-2711

OMRON (CHINA) CO., LTD.

Room 2211, Bank of China Tower,
200 Yin Cheng Zhong Road,
PuDong New Area, Shanghai, 200120, China
Tel: (86) 21-5037-2222/Fax: (86) 21-5037-2200

Authorized Distributor:

© OMRON Corporation 2009-2020 All Rights Reserved.
In the interest of product improvement,
specifications are subject to change without notice.

CSM_2_1
Cat. No. M081-E1-02

Printed in Japan
1120(0709)