
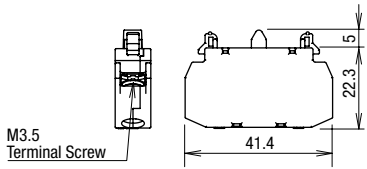

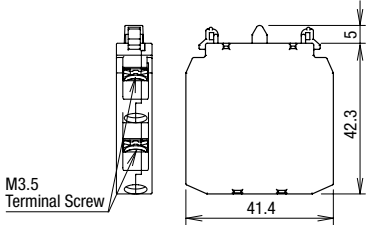

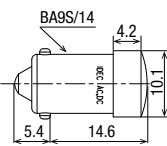

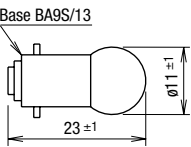



Maintenance Parts

Name & Shape	Part No.	Description & Dimensions (mm)			Package Quantity
	YW-E10	Contact: 1NO	Color: blue		10
	YW-E01	Contact: 1NC	Color: reddish purple		
	YW-EW20	Contact: 2NO	Color: blue	 <p>Note: Double contact blocks cannot be used on emergency stop switches.</p>	10
	YW-EW02	Contact: 2NC	Color: reddish purple		
	YW-EW11	Contact: 1NO-1NC	Color: blue and reddish purple		
	LSED-6⊙N	6V AC/DC	Specify a color code in place of ⊙ in the Part No.: A (amber), G (green), PW (pure white), R (red), S (blue), Y (yellow) See B-271 for applicable units and rated current. Note: Yellow LED lamps are used for white illumination of pilot lights and illuminated pushbuttons.		1
	LSED-1⊙N	12V AC/DC			
	LSED-2⊙N	24V AC/DC			
	LSED-H⊙N	110V AC/DC			
	LSED-M3⊙N	230/240V AC/DC			
	LS-T6P	6.3V, 1W	One pack contains 100 incandescent lamps.		100
	LS-T8P	18V, 1W			
	LS-T3P	30V, 1W			
	YW9Z-SK00PN02				2