



MX210

Features

- Numerical voltage protection relay
- Undervoltage
- Overvoltage
- Phase loss
- Phase sequence
- 3-Phase/Single-phase
- ANSI Code: 27, 47, 59

Product Description

MX210 is voltage relay that combines overvoltage, undervoltage, phase loss, phase sequence and delay start functions.

MX210 can be programmed by user to set nominal voltage as well as set into 3-phase or Single-phase mode.

Technical Data

POWER SUPPLY INPUT

3-Phase System

Phase-to-phase voltage : 380 V (-25%) to 415 V (+20%) AC

Single Phase

Phase-to-neutral voltage : 220 V (-25%) to 240 V (+20%) AC

Frequency range : 45 to 65 Hz

Max. power consumption: 3 VA maximum

OUTPUT CONTACTS

Rated voltage : 250 V AC

Contact rating : 5 A

Expected electrical life: 100,000 operations at rated current

Expected mechanical life: 5×10^6 operations

SETTING RANGES

Undervoltage : 78% - 98%
 Overvoltage : 102% - 122%
 Delay time : 0.1 - 10s
 Normal voltage : 380, 400, 415 Vpp, 220, 230, 240, Vpn

3-phase / Single-phase

ACCURACY

Protection thresholds : $\pm 3\%$
 Hysteresis : 1%
 Delay time : 0-0.5s, $\pm 15\%$, 40ms minimum
 : 0.5s and above, $\pm 3\%$

Measurements : $\pm 3\%$

INDICATORS

Power supply ON : Green indicator
 Output ON : Green indicator
 Undervoltage : Red indicator
 Overvoltage : Red indicator
 Phase error : Red indicator

ENVIRONMENTAL CONDITIONS

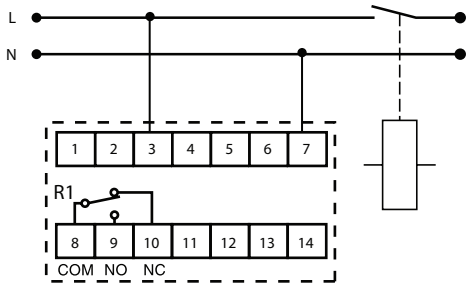
Temperature : -5°C to $+55^{\circ}\text{C}$
 Humidity : 56 days at 93% RH and 40°C non-condensing

MECHANICAL

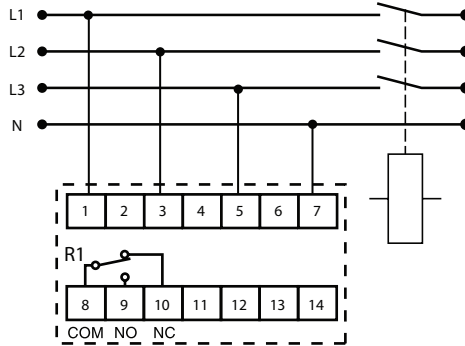
Mounting : DIN rail
 Dimension (mm) : 71(w) x 85(h) x 70(d)
 Approximate weight : 0.3 kg

Wiring Diagram

Single-Phase System

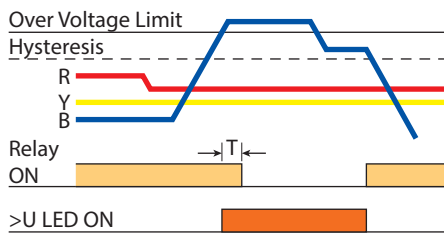


3-Phase System

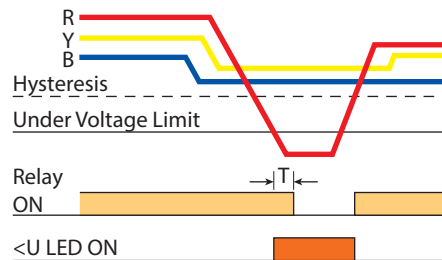


Operations Diagram

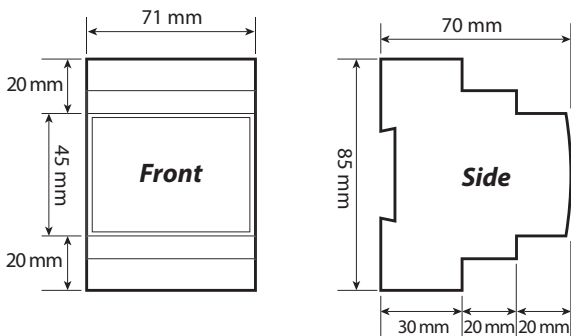
i) Over Voltage Function



ii) Under Voltage Function



Case Dimensions



Ordering Information

MODEL	DESCRIPTION
MX210 - 415V	3-Phase 380-415V AC
	Single-Phase 220-240V AC
	45-65Hz