

SCD series

Warning Light and Electric Horn Combinations for Vessels and Heavy Industry Applications

Light weight warning light and electric horn combinations with polycarbonate housing for vessels and heavy industry applications

- **SCDF series**
- Self stand type
- **SCDW series**
- Wall mount type

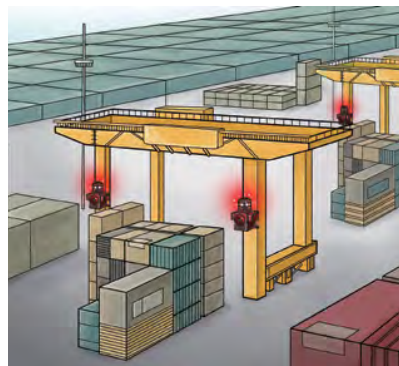


Common Specifications(SCDF/SCDW)

- Warning light and electric horn combinations for vessels and heavy industrial applications
- Light weight model with special polycarbonate (PC+GF) housing
- Excellent hermetic structure that blocks water and dust
- Superior impact and shock resistance
- Prevents damage from external contact with recessed horn structure, high volume output possible with the extended length of the horn housing
- Easy wiring and sound control with the terminal box attached on the side of housing
- Standard model comes with a protection cage equipped
- Can select a variety of light sources and sound pattern combinations
- Detachable mounting bracket structure enables product to be either self stand type or wall mount type
- Can adjust sound volume and select sound pattern with the switches built inside the units
- Materials : Lens-PC, Housing-PC+GF, Protection cage-ST316L, Reflector-PC, Multi-tiered reflector-Heat resistance ABS
- Cable entry : 1/2"PF
- Ambient operating temperature
-20°C to +50°C : SCDFLR, SCDWLR, SCDF, SCDW
-30°C to +50°C : SCDFL, SCDWL, SCDFS, SCDWS
- Protection rating : IP66
- Certificates : KIMM, KR, CE Compliant
- Mountings : Available in self stand type and wall mount type

SCD series Product Category Chart

	LED revolving type	LED steady/ flashing type	xenon lamp strobe type	Bulb revolving type
Self stand type	SCDFLR 	SCDFL 	SCDFS 	SCDF
Wall mount type	SCDWLR 	SCDWL 	SCDWS 	SCDW



Easy control of the audible sound since the sound control board is located separately from the main board




Easy wire configuration possible with terminal box located on the side of the housing

Recessed horn structure protects it from damage by external forces

Detachable mounting bracket structure enables product to be either self stand type or wall mount type

SCD series



- **SCDF series**
- Self stand type
- **SCDW series**
- Wall mount type



SCDWLR

SCDFLR



SCDWL / SCDFS

SCDFL / SCDFS



SCDW

SCDF

SCDF/SCDW series are equipped with flexible connector at cable entry. Cable gland is an optional item.



Flexible connector



Cable gland

Warning Light and Electric Horn Combinations for Vessels and Heavy Industry Applications

SCDFLR/ SCDWLR LED Revolving Warning Light and Electric Horn Combination

- Excellent omni-directional visibility with LED light collecting system and special multifaceted reflector
- Revolving speed : 120 - 140RPM
- Ambient operating temperature : -20°C to +50°C

Model number	Voltage	Current	Sound pattern and volume	Certificates	Weight	Color
SCDFLR SCDWLR	DC12V	2.633A	<ul style="list-style-type: none"> • WS-5 Warning sounds : 118dB • WP-5 Special warning sounds : 118dB • WM-5 Melodies : 118dB • WA-5 Alarms : 116dB • WV-5 Customizable voices : 113dB 		<ul style="list-style-type: none"> • SCDFLR DC-2.60kg • AC-3.50kg 	<ul style="list-style-type: none"> • R-Red • A-Amber • G-Green • B-Blue
	DC24V	1.288A				
	AC110V	0.308A				
	AC220V	0.154A				

SCDFL/ SCDFL LED Steady/Flashing Warning Light and Electric Horn Combination

- Multi layer LED reflect system emits clear and uniform level of signal lights throughout the lens
- Flashing rate : 60-80 flashes/min(Built-in steady/flashing selection switch)
- Ambient operating temperature : -30°C to +50°C

Model number	Voltage	Current	Sound pattern and volume	Certificates	Weight	Color
SCDFL SCDFL	DC12V	2.511A	<ul style="list-style-type: none"> • WS-5 Warning sounds : 118dB • WP-5 Special warning sounds : 118dB • WM-5 Melodies : 118dB • WA-5 Alarms : 116dB • WV-5 Customizable voices : 113dB 		<ul style="list-style-type: none"> • SCDFL DC-2.42kg • AC-3.46kg 	<ul style="list-style-type: none"> • R-Red • A-Amber • G-Green • B-Blue
	DC24V	1.222A				
	AC110V	0.286A				
	AC220V	0.143A				

SCDFS/ SCDFS Xenon Lamp Strobe Warning Light and Electric Horn Combination

- Convenient lamp exchange by adopting connector type lamp installation
- Flashing rate : 60-80 flashes/min
- Ambient operating temperature : -30°C to +50°C

Model number	Voltage	Current	Bulb			Sound pattern and volume	Certificates	Weight	Color
			Spec	Standard	Parts no				
SCDFS SCDFS	DC12V	2.933A	200V -550V	EUB0641 -1A(G) U Type	48	<ul style="list-style-type: none"> • WS-5 Warning sounds : 118dB • WP -5 Special warning sounds : 118dB • WM-5 Melodies : 118dB • WA-5 Alarms : 116dB • WV -5 Customizable voices : 113dB 		<ul style="list-style-type: none"> • SCDF DC-2.46kg • AC-2.85kg 	<ul style="list-style-type: none"> • R-Red • A-Amber • G-Green • B-Blue
	DC24V	1.411A							
	AC110V	0.360A							
	AC220V	0.220A							

SCDF/ SCDF Bulb Revolving Warning Light and Electric Horn Combination

- Multi layer reflector system provides excellent signal light diffusing effect
- Revolving speed : 120 - 140RPM
- Ambient operating temperature : -20°C to +50°C

Model number	Voltage	Current	Bulb			Sound pattern and volume	Certificates	Weight	Color
			Spec	Standard	Parts no				
SCDF SCDF	DC12V	3.755A	12V15W	G23 15S	17	<ul style="list-style-type: none"> • WS-5 Warning sounds : 118dB • WP -5 Special warning sounds : 118dB • WM-5 Melodies : 118dB • WA-5 Alarms : 116dB • WV -5 Customizable voices : 113dB 	 CE DC Only	<ul style="list-style-type: none"> • SCDF DC-2.58kg • AC-3.60kg 	<ul style="list-style-type: none"> • R-Red • A-Amber • G-Green • B-Blue
	DC24V	1.788A	24V15W	G23 15S	18				
	AC110V	0.422A	12V15W	G23 15S	17				
	AC220V	0.211A	12V15W	G23 15S	17				



Warning/Signal/Stackable



Signal & Electric Horn/ Speakers



Vessels and Heavy-Duty Equipment



Explosion Proof



Warning Light Bar



Aviation Obstruction Lights



Signal Tower Lights



USB/ETN Signal Tower Lights



Electric Horn/ Speakers

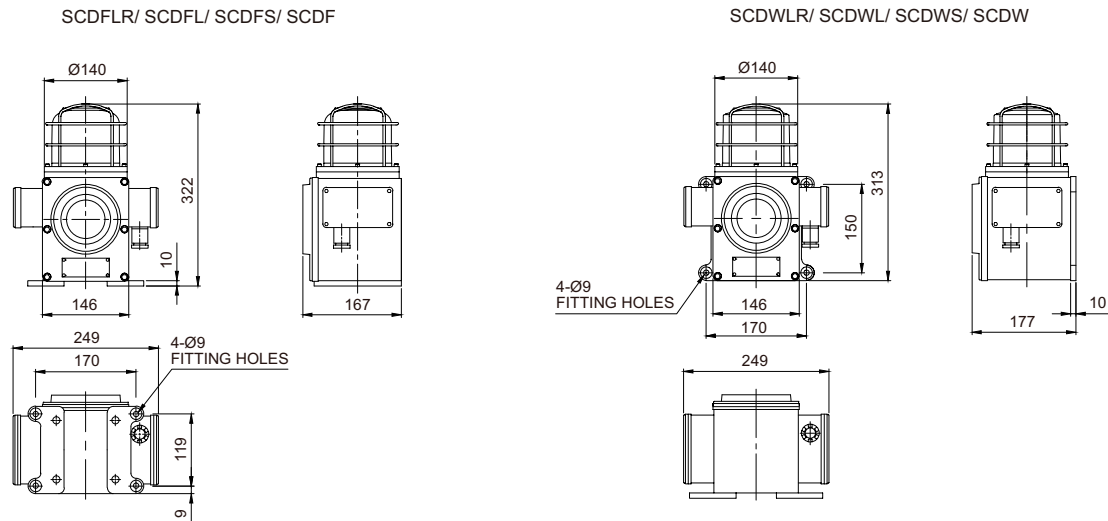


Industrial LED Lights



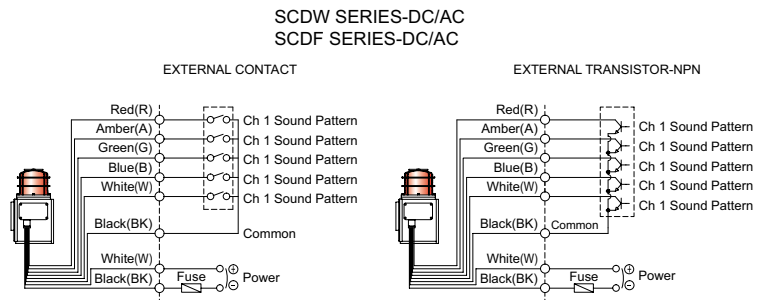

Technical Diagram

(Units : mm)



Sound Selection Instructions and Wiring

- Standard Type : Select sound using the switch inside of the unit. When you turn on the dip switch for each channel, the designated sound will be played.
- Customization : External contact(LC)



Customization

- Customized cable entry(3/4" PF) available(Standard : 1/2"PF)
- Customized external sound line type available : SCD series has built-in switch for sound tone selection
- Customized wiring available to select the sound tone via external contact or transistor wiring type(Model number : -LC)
- Cable gland type



Ordering Specification

SCDW	-	WA	-	24	-	R
[Model number]		[Sound]		[Voltage]		[Color]
<ul style="list-style-type: none"> • SCDFLR • SCDFL • SCDFS • SCDF • SCDWLR • SCDWL • SCDWS • SCDW 		<ul style="list-style-type: none"> • WS-Warning sounds • WP-Special warning sounds • WM-Melodies • WA-Alarms • WV-Customizable voices 		<ul style="list-style-type: none"> • 12-DC12V • 24-DC24V • 110-AC110V • 220-AC220V 		<ul style="list-style-type: none"> • R-Red • A-Amber • G-Green • B-Blue