




QTG60L-WIZ

Wireless LED Steady/ Flashing Tower Light



QTG60L-WIZ series



QTGA60L-WIZ series

· PC Connection Components

| | |
|-------------------|--|
| <p>USB Dongle</p> | <p>Suitable for single or small-scaled network. Can connect up to 32 devices</p> |
| <p>Gateway</p> | <p>Suitable for large-scaled network. One gateway unit is a single group, can connect up to 24 groups (each group can connect to 32 devices) ※ Network router is required for group communication</p> |



QTG60L-WIZ Ø60mm Pole Mount, LED Steady/Flashing Type

| Model number | Layer | Voltage | Current | Certificate | Weight | Color |
|--|-------|-------------|-------------|--|--|-----------------------------------|
| QTG60L-WIZ Steady | 1 | DC12V | 0.150A | DC24V only CE AC,DC24V only FC AC,DC24V only | 0.44kg | ● R-Red |
| QTG60L-WIZ-BZ Steady w/ built-in buzzer | | DC24V | 0.110A | | 0.44kg | |
| QTG60LF-WIZ Steady/Flashing | 2 | DC12V | 0.240A | | 0.53kg | ● R-Red ● G-Green |
| QTG60LF-WIZ-BZ Steady/Flashing w/ built-in buzzer | | DC24V | 0.160A | | 0.53kg | |
| QTGA60L-WIZ Steady | 3 | DC12V | 0.330A | | 0.61kg | ● R-Red ● A-Amber ● G-Green |
| QTGA60L-WIZ-BZ Steady w/ built-in buzzer | | DC24V | 0.220A | 0.61kg | | |
| QTGA60LF-WIZ Steady/Flashing | 4 | DC12V | 0.420A | 0.70kg | ● R-Red ● A-Amber ● G-Green ● B-Blue | |
| QTGA60LF-WIZ-BZ Steady/Flashing w/ built-in buzzer | | DC24V | 0.270A | 0.70kg | | |
| QTGA60LF-WIZ-BZ Steady/Flashing w/ built-in buzzer | 5 | DC12V | 0.510A | 0.78kg | ● R-Red ● A-Amber ● G-Green ● B-Blue ● W-White | |
| | | DC24V | 0.320A | 0.78kg | | |
| | | AC110V-220V | Max. 0.170A | 0.88kg | | |

※ AC type model has a free-voltage range of 100V-240V.



Wiring Instructions

- External power line : UL1015 AWG18(0.75sq)×2C 400mm
- External signal line : UL1007 AWG22(0.3sq) 400mm
- LED tower light can be wiring with external contact and transistor
- ※ Please refer to page 176-178 for detailed wiring information.



Mounting Bracket

| Standard | LB18 | LW18 | QZ18 | SZ18 | QL18 | SL18 | QLA18 |
|----------|-------|------|------|------|------|------|-------|
| | | | | | | | |
| Steel | Steel | PC | PC | Al | PC | Al | PC |

※ Please refer to page 22-27 for detailed dimensions.



Customization

- Customized pole length available
- Black housing tower lights



Ordering Specification

| | | | | | | | | |
|--|---|---|---|---|---|--|---|---|
| QTG60L-WIZ | - | 3 | - | 110/220 | - | RAG | - | LW18 |
| [Model number] | | [Layer] | | [Voltage] | | [Color] | | [Mounting bracket] |
| <ul style="list-style-type: none"> • QTG60L-WIZ • QTG60L-WIZ-BZ • QTG60LF-WIZ • QTG60LF-WIZ-BZ • QTGA60L-WIZ • QTGA60L-WIZ-BZ • QTGA60LF-WIZ • QTGA60LF-WIZ-BZ | | <ul style="list-style-type: none"> • 1-1 layer • 2-2 layers • 3-3 layers • 4-4 layers • 5-5 layers | | <ul style="list-style-type: none"> • 12-DC12V • 24-DC24V • 110/220 -AC110V-220V | | <ul style="list-style-type: none"> ● R-Red ● A-Amber ● G-Green ● B-Blue ● W-White | | <ul style="list-style-type: none"> • None-Standard • Bracket -LB18 -LW18 -QZ18 -SZ18 -QL18 -SL18 -QLA18 |

QTG-WIZ series

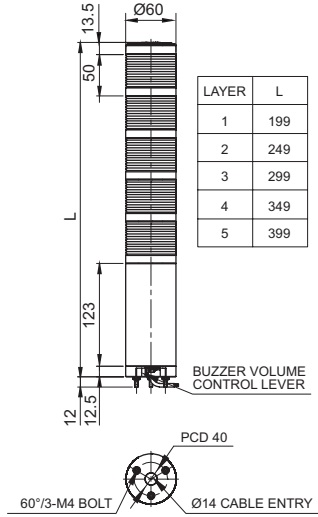
Wireless LED Steady/ Flashing Tower Light



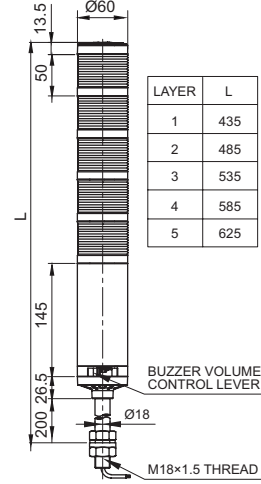
Technical Diagram

(Units : mm)

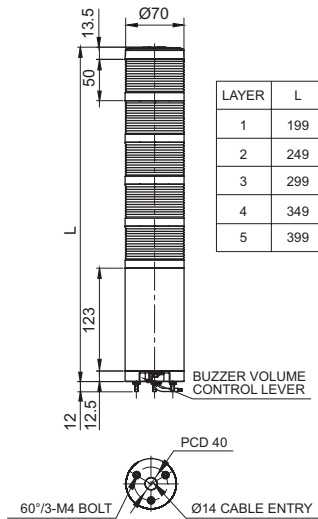
QTG60ML(F)-WIZ-Series



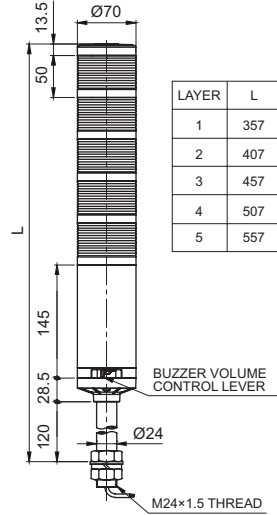
QTG60L(F)-WIZ-Series



QTG70ML(F)-WIZ-Series



QTG70L(F)-WIZ-Series



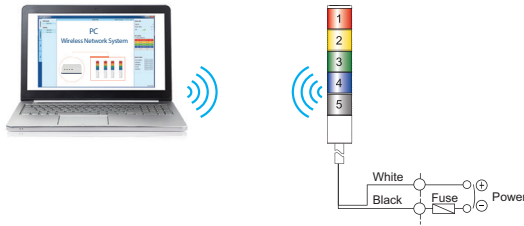
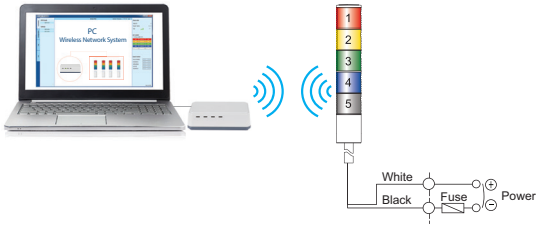
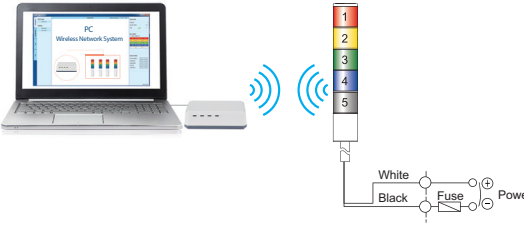
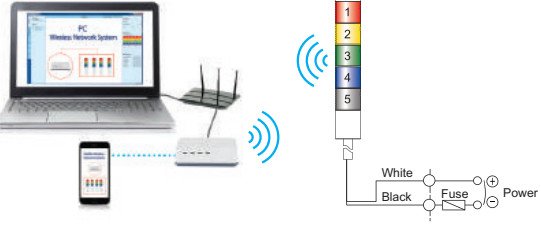
QTG-WIZ series

Wireless LED Steady/ Flashing Tower Light



Wiring Instructions

• Please wire the product as followings when control via wireless network

| Applied products | Connection by USB | |
|---|---|--|
| AC/DC Steady/ Flashing QTG60ML-WIZ QTG60L-WIZ QTG70ML-WIZ QTG70L-WIZ | <p style="text-align: center;">Connection via USB Dongle</p>  | <p style="text-align: center;">Connection via Gateway</p>  <p style="text-align: center;">Suitable for single or small-scaled network. Can connect up to 32 devices</p> |
| Applied products | Connection by Ethernet | |
| AC/DC Steady/ Flashing QTG60MLF-WIZ QTG60LF-WIZ QTG70MLF-WIZ QTG70LF-WIZ | <p style="text-align: center;">Ethernet connection via Gateway</p>  <p style="text-align: center;">Suitable for single or small-scaled network. Can connect up to 32 devices</p> | <p style="text-align: center;">Connection via Gateway and Ethernet Router</p>  <p style="text-align: center;">Suitable for large-scaled network. One gateway unit is a single group, can connect up to 24 groups, 768 devices (each group can connect to 32 devices)</p> |

• AC Steady type, AC/DC Steady/ Flashing type : External power line - UL1015 AWG18(0.75sq)×2C 400mm

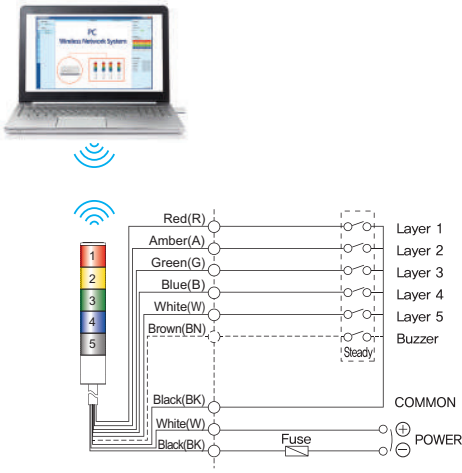
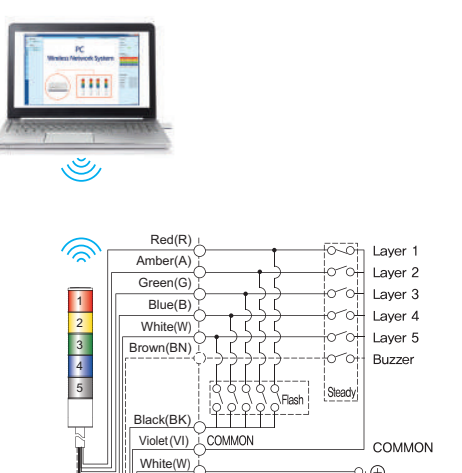
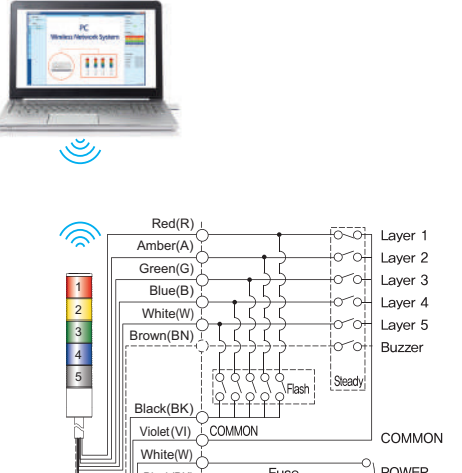
QTG-WIZ series

Wireless LED Steady/ Flashing Tower Light



Wiring Instructions

- Please wire the product by referring below instruction.
- You can monitor status of tower light and control them via wireless network.

| Applied products | External Contact | |
|--|--|---|
| AC/DC Steady/ Flashing QTG60ML-WIZ QTG60L-WIZ QTG70ML-WIZ QTG70L-WIZ |  <ul style="list-style-type: none"> • QTG(A)□□(M)L - WIZ : Same wiring including buzzer type • QTG□□L ↳ Lens diameter 60(60mm) : QTG60(M)L 70(70mm) : QTG70(M)L | |
| AC/DC Steady/ Flashing QTG60MLF-WIZ QTG60LF-WIZ QTG70MLF-WIZ QTG70LF-WIZ |  <ul style="list-style-type: none"> • QTG(A)□□(M)L - WIZ : Same wiring including buzzer type • QTG□□L ↳ Lens diameter 60(60mm) : QTG60(M)L 70(70mm) : QTG70(M)L | AC Steady/ Flashing QTG60MLF-WIZ QTG60LF-WIZ QTG70MLF-WIZ QTG70LF-WIZ |
| | |  <ul style="list-style-type: none"> • QTG(A)□□(M)L - WIZ : Same wiring including buzzer type • QTG□□L ↳ Lens diameter 60(60mm) : QTG60(M)L 70(70mm) : QTG70(M)L |

- DC steady type cable specification : External power/ signal line - UL1007 AWG22(0.3sq) 400mm.
- AC steady, AC/DC steady/flashing type cable specification : External power line - UL1015 AWG18(0.75sq) × 2C 400mm, External signal line - UL1007 AWG22(0.3sq) 400mm

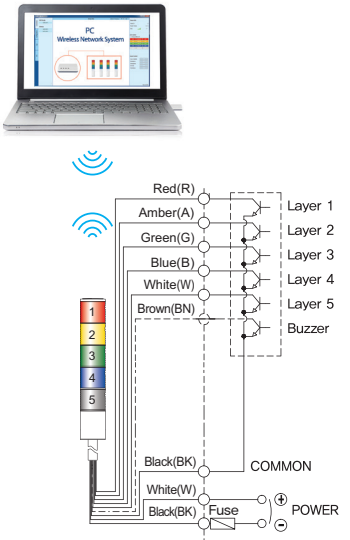
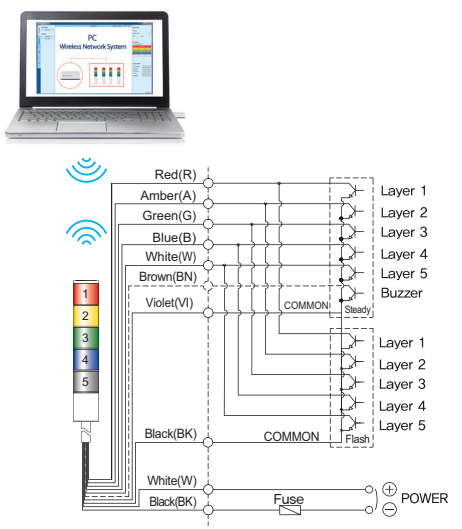
QTG-WIZ series

Wireless LED Steady/ Flashing Tower Light



Wiring Instructions

• Wiring to transistor, use the NPN transistor. Please wire properly based on wiring instructions below.

| Applied products | External Contact | |
|--|--|---|
| AC/DC Steady/ Flashing QTG60ML-WIZ QTG60L-WIZ QTG70ML-WIZ QTG70L-WIZ |  <ul style="list-style-type: none"> • QTG(A) □□(M)L - WIZ : Same wiring including buzzer type • QTG □□L <ul style="list-style-type: none"> └ Lens diameter 60(60mm) : QTG60(M)L 70(70mm) : QTG70(M)L | |
| AC/DC Steady/ Flashing QTG60MLF-WIZ QTG60LF-WIZ QTG70MLF-WIZ QTG70LF-WIZ |  <ul style="list-style-type: none"> • QTG(A) □□(M)L - WIZ : Same wiring including buzzer type • QTG □□L <ul style="list-style-type: none"> └ Lens diameter 60(60mm) : QTG60(M)L 70(70mm) : QTG70(M)L | AC Steady/ Flashing QTG60MLF-WIZ QTG60LF-WIZ QTG70MLF-WIZ QTG70LF-WIZ |

- DC steady type cable specification : External power/ signal line - UL1007 AWG22(0.3sq) 400mm.
- AC steady, AC/DC steady/flashing type cable specification : External power line - UL1015 AWG18(0.75sq) × 2C 400mm, External signal line - UL1007 AWG22(0.3sq) 400mm