








HY-F15 / F30 series

Shock- and heat-resistant fuse holders with electrical insulation

Specifications

Model	F15-1A	F15-1D	F15-2A	F15-2D	F15-3A	F15-3D	F30
Appearance							
Rated current	250 V a.c. 15 A	24 V d.c. 10 A	250 V a.c. 15 A	24 V d.c. 10 A	250 V a.c. 15 A	24 V d.c. 10 A	30 A 600 V a.c.
Note	AC 110 - 220 V a.c. DC 12 - 24 V d.c. * The size of the fuse used is Ø6 X 30 mm						110 - 600 V a.c. *The used fuse is Ø 12 X 50 mm big and made of China.

Suffix code

HY-F15

Category	Code	Description
HY-F15	-□ □	Fixed Terminal Block
Rated current	A	15 A, 250 V a.c.
	D	10 A, 24 V d.c.
		AC 110 - 220 V a.c.
		DC 12 - 24 V d.c.


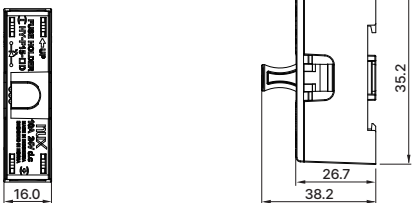

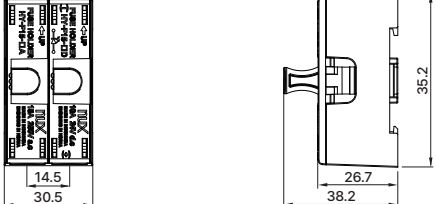

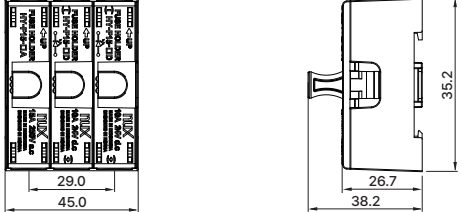

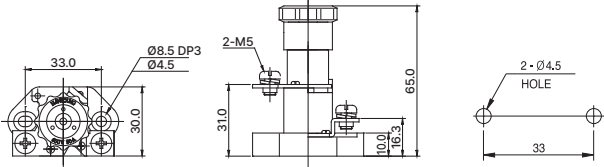

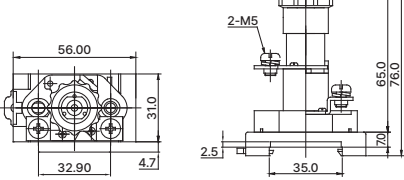
* The size of the fuse used is Ø6 X 30 mm.

HY-F30

Category	Code	Description
HY-F30	□	Fixed Terminal Block
Fixed type	-	Fixed screws
	C	Fixed DIN-rail
		30 A, 600 V a.c.

External dimensions

[Unit: mm]

Model	Appearance	External dimensions
HY-F15-1A HY-F15-1D		
HY-F15-2A HY-F15-2D		
HY-F15-3A HY-F15-3D		
HY-F30		
HY-F30C		
HY-FCH	