




Drainage pumps with open impeller for pumping liquids with suspended solids. Characterized by high head. The single-phase version includes a built-in capacitor, a thermal protector and it can be equipped with a float switch.




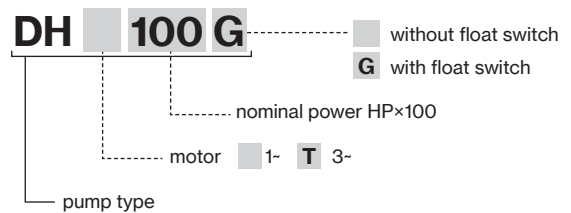
Construction features

Painting	cataphoresis
Pump body	cast iron
Shell, motor cover, base support	stainless steel
 Impeller	brass
Mechanical seal	double seal with oil barrier: silicon carbide on pump side, sealing ring on motor side
Motor shaft	stainless steel AISI 430
Free passage	Ø max 10 mm
Max submergence	5 m
Liquid temperature	0 - 40 °C
Cable	H07 RN8F, 10 m
G	float switch

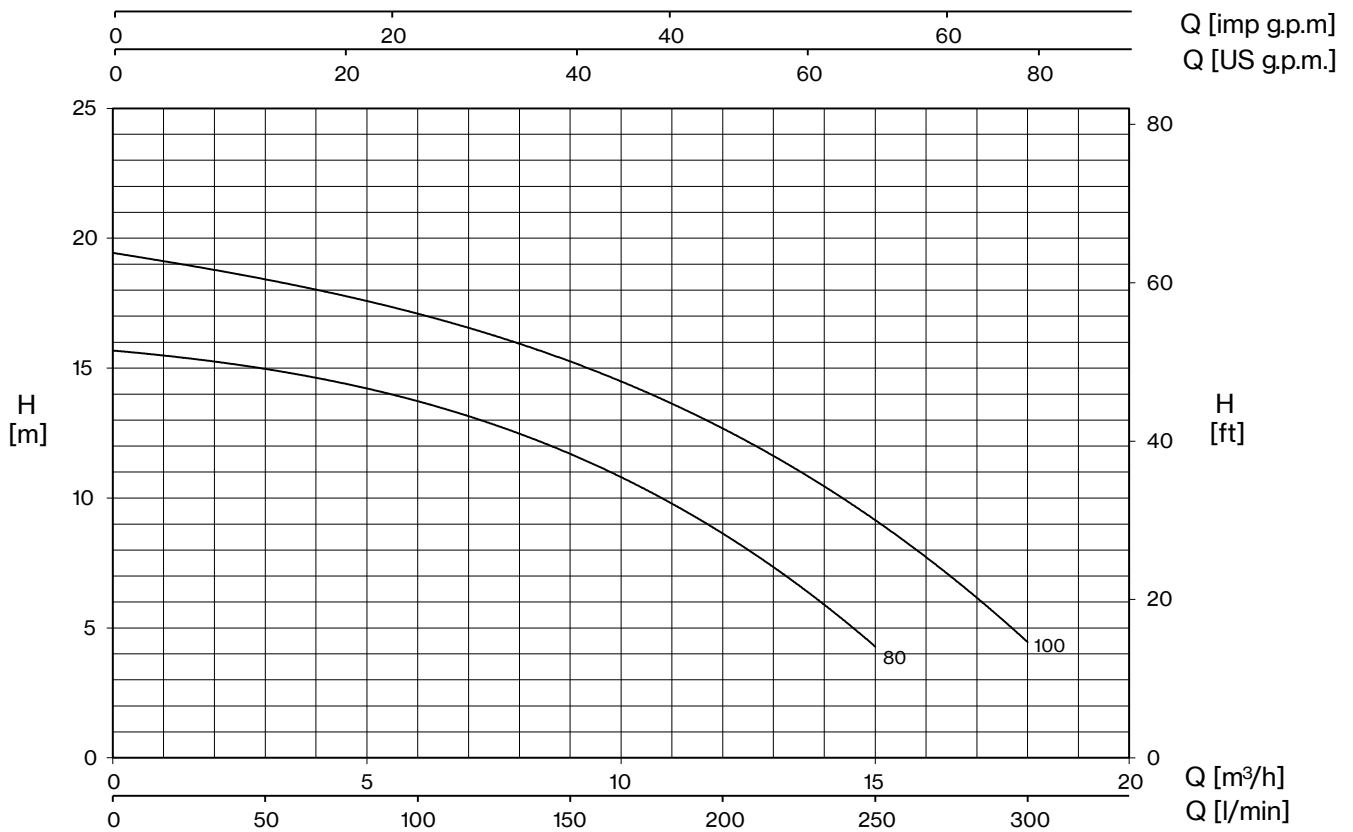
Motor

	3~ 400V - 50Hz
2 Poles induction motor	1~ 230V - 50Hz (with thermal protection)
Insulation class	F
Protection degree	IPX8

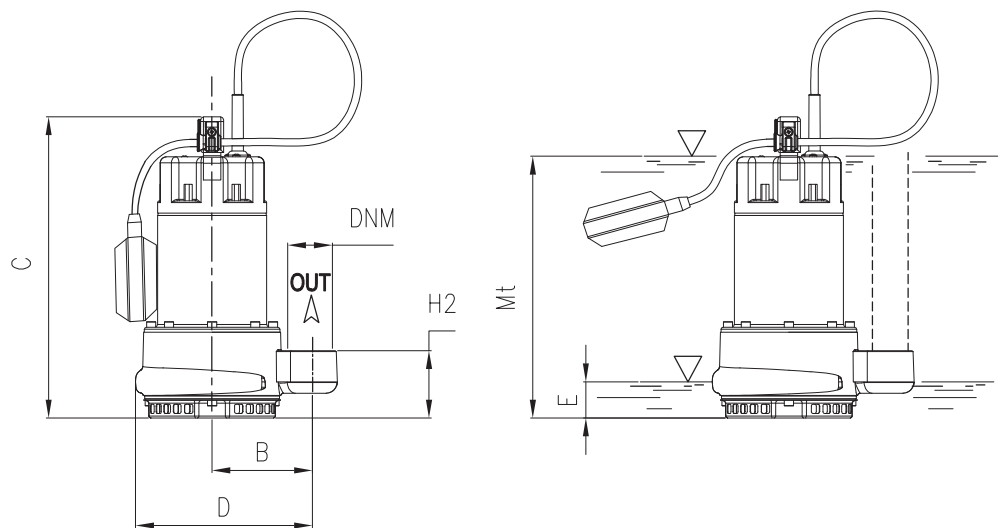
TYPE	LOTS			
	TRUCK		CONTAINER	
	PALLET (cm)	N° pumps	PALLET (cm)	N° pumps
DH	80×120×125	57	80×120×165	76



DH



TYPE		W	AMPERE		Q (m³/h - l/min)						
1~	3~		1~	3~	0	3	6	9	12	15	18
			1- 230V 50 Hz	3- 400V 50 Hz	0	50	100	150	200	250	300
H (m)											
DH 80 (G)	DHT 80	980	4,3	2,1	15,7	14,9	13,8	11,7	8,6	4,3	
DH 100 (G)	DHT 100	1370	6,2	2,8	19,4	18,5	17,1	15,2	12,6	9,3	4,4



TYPE	DIMENSIONS (mm)										Kg
	B	C	D	E	H2	Mt	DNM	I	L	M	
DH 80 (G)	105	330	218,5	45	70	190	1" 1/2 G	180	255	380	14,5
DH 100 (G)	105	330	218,5	45	70	190	1" 1/2 G	180	255	380	16

