

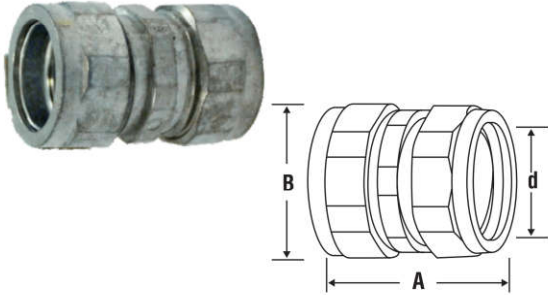
ELECTRIC CONDUIT

Connector & Couplings

EMT COMPRESSION COUPLINGS

TYPE: RCP

- ▶ Used to connect Electrical Metallic Tubing Connector conduit.
- ▶ High temperature resistant, oil proof, oxidation resistant
- ▶ Material: zinc die cast

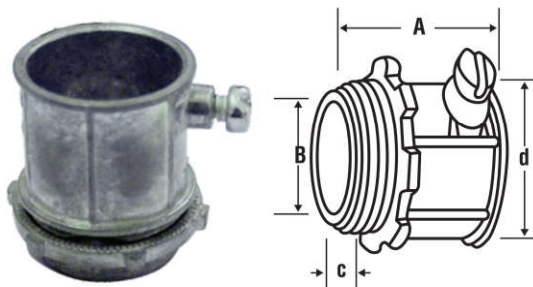


Used for Pipe		Zinc Die Cast			
Product Code	Conduit Size	Diameter			EMT mm
		A	B	d	
RCP11	1/2"	38.0	25.5	18.5	17.93
RCP12	3/4"	39.0	32.0	24.0	23.42
RCP13	1"	41.0	38.5	30.0	29.54
RCP14	1 1/4"	47.0	49.0	39.5	38.35
RCP15	1 1/2"	53.0	55.5	45.0	44.20
RCP16	2"	56.0	68.0	56.5	55.80

EMT SET SCREW CONNECTORS

TYPE: EN

- ▶ Used to connect Electrical Metallic Tubing Connector, and outlet box
- ▶ Material: zinc die cast, aluminum.

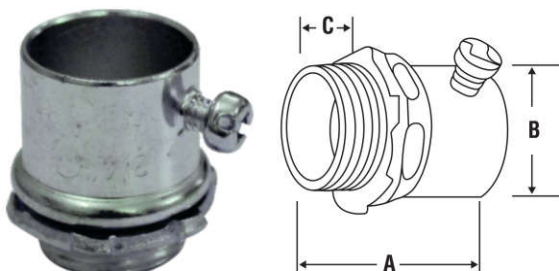


Used for Box		Zinc Die Cast				
Product Code	Conduit Size	Diameter				Thread
		A	B	C	d	
EN11	1/2"	27.0	25.0	8.5	18.5	NPT1/2"
EN12	3/4"	34.0	31.0	10.0	24.0	NPT3/4"
EN13	1"	38.0	38.0	13.0	30.0	NPT1"
EN14	1 1/4"	45.0	48.0	13.0	39.5	NPT1 1/4"
EN15	1 1/2"	50.0	55.5	14.0	45.0	NPT1 1/2"
EN16	2"	59.0	68.5	16.0	56.5	NPT2"

STEEL SET SCREW CONNECTORS FOR STEEL CONDUIT

TYPE: MEN

- ▶ Used to connect Electrical Metallic Tubing Connector, cable to a steel outlet box
- ▶ Material: Steel



Used for Pipe		Zinc Die Cast		
Product Code	Conduit Size	Diameter		
		A	B	C
MEN11	1/2"	37.31	27.00	10.31
MEN12	3/4"	38.89	33.35	11.13
MEN13	1"	41.28	39.70	11.91
MEN14	1 1/4"	57.15	49.23	14.30
MEN15	1 1/2"	63.50	57.15	14.30
MEN16	2"	69.85	69.85	14.30