
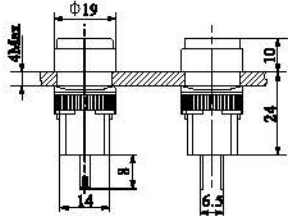

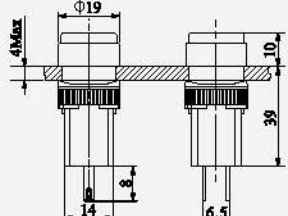

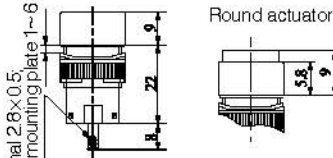

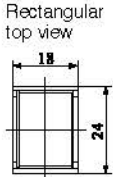



Φ16 AD16-16 Series Indicator/Buzzer Model Selection

Name	Type	Model	Color	Lamp Voltage	Appearance dimension
Indicators (plug-in type wiring)		AD16-16A/□ ■	red-r green-g yellow-y white-w blue-b	21-AC.DC 6V 22-AC.DC 12V 23-AC.DC 24V 24-AC.DC 36V 25-AC.DC 48V	
Indicators (plug-in type wiring)		AD16-16B/□ ■	red-r green-g yellow-y white-w blue-b	26-AC.DC 110V 27-AC.DC 127V 28-AC.DC 220V 31-AC 220V 32-AC 380V	
Indicators (Round)		AD16-16C/□ ■	red-r green-g yellow-y white-w blue-b	21-AC.DC 6V 22-AC.DC 12V 23-AC.DC 24V 24-AC.DC 36V 25-AC.DC 48V 26-AC.DC 110V 28-AC.DC 220V	
Indicators (Square)		AD16-16CF/□ ■	red-r green-g yellow-y white-w blue-b	21-AC.DC 6V 22-AC.DC 12V 23-AC.DC 24V 24-AC.DC 36V 25-AC.DC 48V 26-AC.DC 110V 28-AC.DC 220V	
Indicators (Rectangular)		AD16-16CJ/□ ■	red-r green-g yellow-y white-w blue-b	21-AC.DC 6V 22-AC.DC 12V 23-AC.DC 24V 24-AC.DC 36V 25-AC.DC 48V 26-AC.DC 110V 28-AC.DC 220V	