DONG IL TECHNOLOGY LTD.

ESD SOLUTION

www.dongiltech.co.kr

Contents

ION BAR

ASG-A Series

제품사양 / Product Specification

Category		Specification
입력 전압 (Input voltage)		DC 24V± 10%
입력 전류 (Input current)		Max. 300mA
소비 전력 (Power consumption)		Max. 8W
방전 전압 (Emitter voltage)		±4.75kV~±5.5kV (4 level adjustable)
출력 주파수 (Output frequency)		0.1Hz ~ 60Hz (Adjustable)
이온 발생 방식 (Ion generating method)		Corona discharge
전압 인가 방식 (Voltage application method)		Pulsed AC
재 질 (Material)		Body : ABS / Emitter pins : Tungsten
방전핀 교체 (Emitter replacement)		Replaceable
이온 밸런스 (Ion balance)		Under average ±30V
제전 거리 (Coverage distance)		200mm ~ 2000mm
공급 에어 (Air)	종 류 (Type)	CDA(Clean dry air), N2
	압 력 (Pressure)	0.05 ~ 0.5 MPa (Usually under 0.3MPa)
	유 량 (Flow) / Per 1 emitter	2L/min(±10%) [Under 0.1MPa]
	공급튜브 직경 (Air tube diameter)	Ø6 (Outside)
오존발생량 (Ozone generation)		Under 0.005ppm
사용온도 (Ambient temperature)		0℃ ~ +50℃ (32~122℉)
사용습도 (Ambient humidity)		35~85%RH (No condensation)
인증 (Certification)		CE c UL us

※ 제품의 사양은 성능 개선을 위하여 별도의 통보 없이 변경될 수 있습니다.
Specification is subject to change without notice for the improvement of product performance.

제품장점 / Advantages

MB 시리즈 대비 단면적 40% 감소 Cross-Sectional Area Reduced by 40% Comparing MB Series

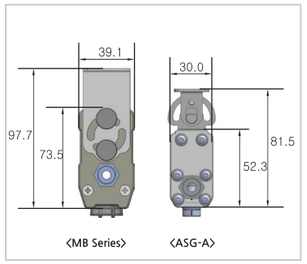



MB 시리즈 대비 부피 및 중량이 현저히 감소하여 좁은 공간에서도 설치가 용이합니다.
Easy to install even in narrow space due to remarkably reduced size and weight.

자유로운 설치 180 Degree Rotation

전용 브라켓 사용으로 설치가 더욱 자유로워 졌습니다. 기존 상하 조절 각도 120°에서 180°로 개선하여 보다 자유로운 설치가 가능해 졌습니다.
New brackets, which is able to tilt 180 degree vertically, provide more freedom in installation.



낮은 유지보수비용 Low Maintenance

ASG-A Nozzle

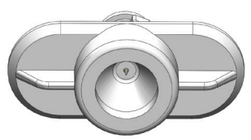

최적의 노즐 설계로 에어소모량을 줄이면서 이물의 생성을 최소화 합니다.
Special nozzle is designed to reduce air supply requirement and minimize pollutant production and accumulation on emitter pin.

노즐의 에어소모량을 줄이면서 방전핀 첨단부에 이물 부착을 최소화 할 수 있는 공기역학적 구조 설계
Special nozzle is designed using aerodymamics.

*** 노즐당 에어소모량**
Air supply requirement per emitter
0.3MPa ··· Approx 5.1 ℓ/min
0.1MPa ··· Approx 2.0 ℓ/min

ION BAR

제품성능 / Product Performances

Relation between Depth Direction and Decay Time

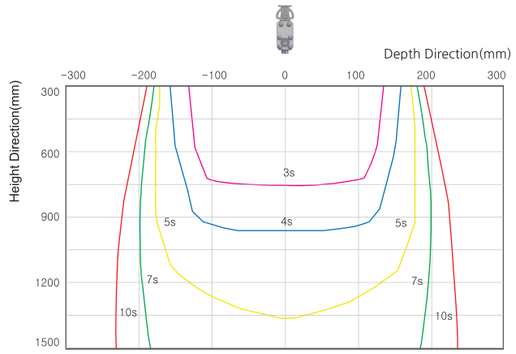

Air purge : 0.3MPa, Frequency : 30Hz, Measurement condition : 1kV → 0.1kV
Charged plate dimensions : 150mm x 150mm, Capacity : 20pF

Relation between Width Direction and Decay Time

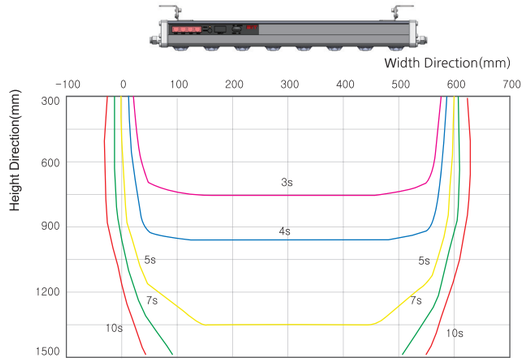

Air purge : 0.3MPa, Frequency : 30Hz, Measurement condition : 1kV → 0.1kV
Charged plate dimensions : 150mm x 150mm, Capacity : 20pF

Long Term Performance of Decay Time

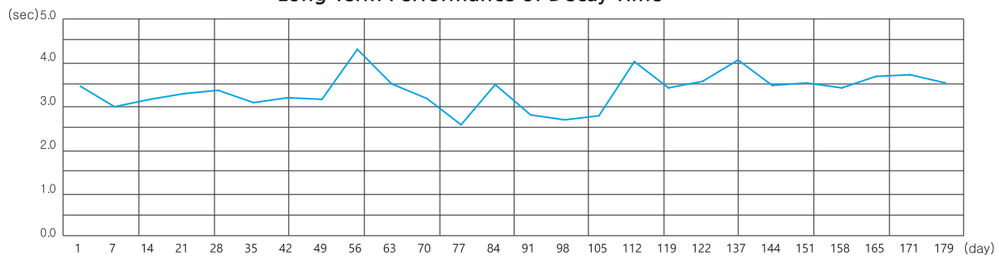

Air purge : 0.3MPa, Frequency : 30Hz, Distance : 1000mm, Measurement condition : 1kV → 0.1kV
Charged plate dimensions : 150mm x 150mm, Capacity : 20pF

※ 상기 성능그래프는 당사 실험실 기준입니다. (This graph is based on our laboratory environment testing.)

제품외관도 / Dimensions

(Unit : mm)

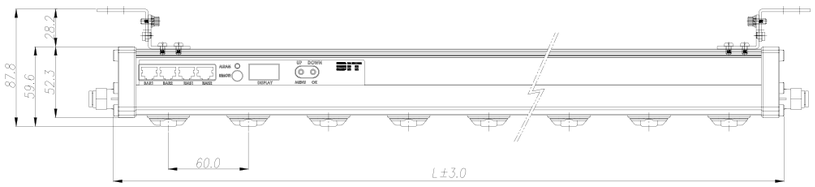

<Front View>

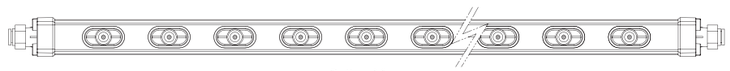

<Bottom View>

Main Model	Length
ASG-A050	502mm
ASG-A060	622mm
ASG-A070	682mm
ASG-A080	802mm
ASG-A090	922mm
ASG-A100	982mm
ASG-A110	1102mm
ASG-A130	1282mm
ASG-A160	1582mm
ASG-A190	1882mm
ASG-A210	2122mm
ASG-A230	2302mm
ASG-A250	2482mm
ASG-A295	2962mm

상기 Length값은 에어피팅부 제외 길이 입니다.
Air-fitting part is not included in the length above.

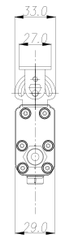

<Side View>

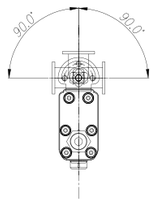

<Bracket Rotation>

ASG-A 시리즈의 길이는 최소 502mm에서 최대 2962mm 까지 60mm 간격으로 길이 대응이 가능한 제품입니다.

Bar Length : Sizes available from min 502mm up to 2962mm at 60mm intervals.

※ 모든 부속물 별도 구매
All parts NOT included (Option : Bracket/Power cable)

ION BAR

ASG-P Series

제품사양 / Product Specification

Category		Specification
입력 전압 (Input voltage)		DC 24V± 10%
입력 전류 (Input current)		Max. 900mA
소비 전력 (Power consumption)		Max. 24W
방전 전압 (Emitter voltage)		±4.7kV (±5%)
출력 주파수 (Output frequency)		29kHz
이온 발생 방식 (Ion generating method)		Corona discharge
전압 인가 방식 (Voltage application method)		High-Frequency AC
재 질 (Material)		Body : ABS / Emitter pins : Tungsten
방전핀 교체 (Emitter replacement)		Replaceable
이온 밸런스 (Ion balance)		Under average ±30V
제전 거리 (Coverage distance)		100mm ~ 1000mm
공급 에어 (Air)	종 류 (Type)	CDA(Clean dry air), N2
	압 력 (Pressure)	0.05 ~ 0.5 MPa (Usually under 0.3MPa)
	유 량 (Flow) / Per 1 emitter	2L/min(±10%) [Under 0.1MPa]
	공급튜브 직경 (Air tube diameter)	Ø6 (Outside)
오존발생량 (Ozone generation)		Under 0.05ppm
사용온도 (Ambient temperature)		0℃ ~ +50℃ (32~122˚F)
사용습도 (Ambient humidity)		35~85%RH (No condensation)
인증 (Certification)		CE c UL us

※ 제품의 사양은 성능 개선을 위하여 별도의 통보 없이 변경될 수 있습니다.
Specification is subject to change without notice for the improvement of product performance.

제품장점 / Advantages

MB 시리즈 대비 단면적 40% 감소 Cross-Sectional Area Reduced by 40% Comparing MB Series

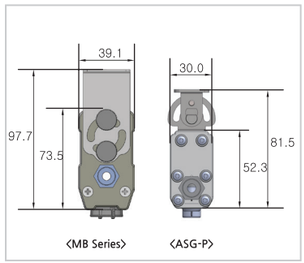



MB 시리즈 대비 부피 및 중량이 현저히 감소하여 좁은 공간에서도 설치가 용이합니다.
Easy to install even in narrow space due to remarkably reduced size and weight.

자유로운 설치 180 Degree Rotation

전용 브라켓 사용으로 설치가 더욱 자유로워 졌습니다. 기존 상하 조절 각도 120°에서 180°로 개선하여 보다 자유로운 설치가 가능해 졌습니다.
New brackets, which is able to tilt 180 degree vertically, provide more freedom in installation.

낮은 유지보수비용 Low Maintenance

ASG-P Nozzle

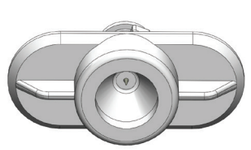

최적의 노즐 설계로 에어소모량을 줄이면서 이물의 생성을 최소화 합니다.
Special nozzle is designed to reduce air supply requirement and minimize pollutant production and accumulation on emitter pin.

노즐의 에어소모량을 줄이면서 방전핀 첨단부에 이물 부착을 최소화 할 수 있는 공기역학적 구조 설계
Special nozzle is designed using aerodymamics.

*** 노즐당 에어소모량**
Air supply requirement per emitter
0.3MPa ··· Approx 5.1 ℓ/min
0.1MPa ··· Approx 2.0 ℓ/min

ION BAR

제품성능 / Product Performances

Relation between Depth Direction and Decay Time

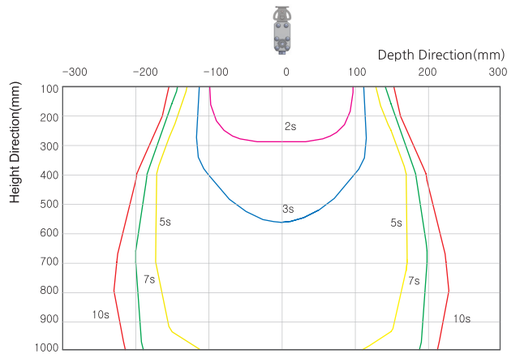

Air purge : 0.3MPa, Measurement condition : 1kV → 0.1kV
Charged plate dimensions : 150mm x 150mm, Capacity : 20pF

Relation between Width Direction and Decay Time



Air purge : 0.3MPa, Measurement condition : 1kV → 0.1kV
Charged plate dimensions : 150mm x 150mm, Capacity : 20pF

Long Term Performance of Decay Time

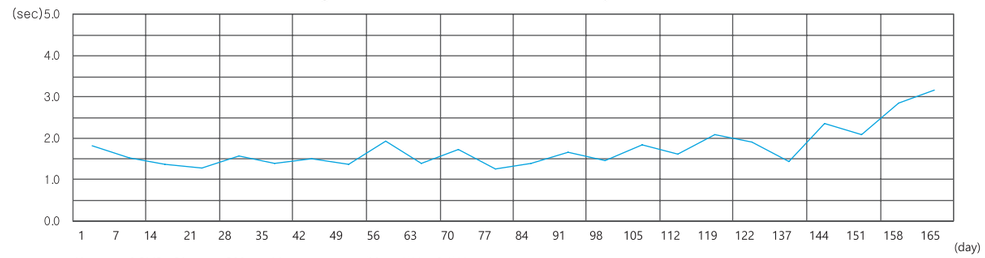

Air purge : 0.3MPa, Distance : 300mm, Measurement condition : 1kV → 0.1kV
Charged plate dimensions : 150mm x 150mm, Capacity : 20pF

※ 상기 성능그래프는 당사 실험실 기준입니다. (This graph is based on our laboratory environment testing.)

제품외관도 / Dimensions

(Unit : mm)

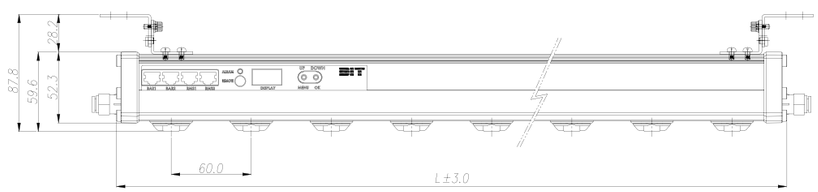

<Front View>

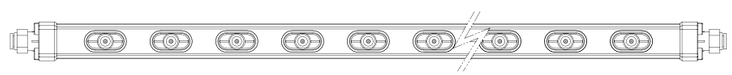

<Bottom View>

Main Model	Length
ASG-P040	382mm
ASG-P050	502mm
ASG-P060	622mm
ASG-P070	682mm
ASG-P080	802mm
ASG-P090	922mm
ASG-P100	982mm
ASG-P110	1102mm
ASG-P130	1282mm
ASG-P160	1582mm
ASG-P190	1882mm
ASG-P210	2122mm
ASG-P250	2482mm
ASG-P295	2962mm

상기 Length값은 에어피팅부 제외 길이 입니다.
Air-fitting part is not included in the length above.

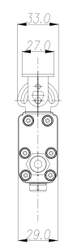

<Side View>

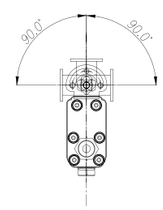

<Bracket Rotation>

ASG-P 시리즈의 길이는 최소 382mm에서 최대 2962mm 까지 60mm 간격으로 길이 대응이 가능한 제품입니다.

Bar Length : Sizes available from min 382mm up to 2962mm at 60mm intervals.

※ 모든 부속물 별도 구매
All parts NOT included (Option : Bracket/Power cable)

ION BAR

ASG-AFU Series



제품사양 / Product Specification

Category		Specification
입력 전압 (Input voltage)		DC 24V± 10%
입력 전류 (Input current)		Max. 300mA
소비 전력 (Power consumption)		Max. 8W
방전 전압 (Emitter voltage)		±4.75kV~±5.5kV (4 level adjustable)
출력 주파수 (Output frequency)		0.5Hz ~ 100Hz (Adjustable)
이온 발생 방식 (Ion generating method)		Corona discharge
전압 인가 방식 (Voltage application method)		Pulsed AC
재 질 (Material)		Body : ABS / Emitter pins : Tungsten
방전핀 교체 (Emitter replacement)		Replaceable
옵셋 전압 (Offset voltage)		Under ±35V (@ Distance 50mm)
제전 거리 (Coverage distance)		10mm ~ 300mm
공급 에어 (Air)	종 류 (Type)	CDA(Clean dry air), N2
	압 력 (Pressure)	0.05 ~ 0.3MPa (Usually under 0.2MPa)
	유 량 (Flow) / Per 1 emitter	2L/min(±10%) [Under 0.1MPa]
	공급튜브 직경 (Air tube diameter)	Ø6 (Outside)
오존발생량 (Ozone generation)		Under 0.005ppm
사용온도 (Ambient temperature)		0℃ ~ +50℃ (32~122℉)
사용습도 (Ambient humidity)		35~85%RH (No condensation)

※ 제품의 사양은 성능 개선을 위하여 별도의 통보 없이 변경될 수 있습니다.
Specification is subject to change without notice for the improvement of product performance.

제품장점 / Advantages

초근접 거리에서 안정적인 제전 성능 Stable Performance at a Very Close Distance

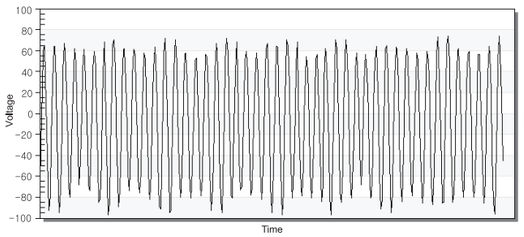

일반적인 Pulsed AC 타입
Common Pulsed AC Type

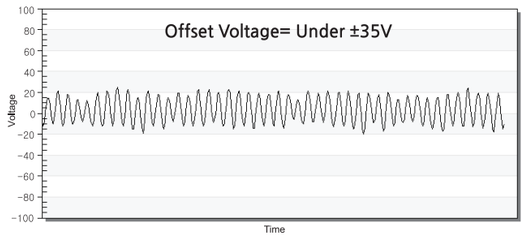

초근접형 Pulsed AC 타입(ASG-AFU)
Ultra Proximity Pulsed AC Type(ASG-AFU)

Test by CPM(Charged plate dimensions : 150mm x 150mm, Capacity : 20pF)
상기 데이터는 참조값 입니다. The above graph is for reference.

손 쉬운 유지 보수 Easy Maintenance

방전 핀 청소 및 교환이 가능하도록 매쉬 커버 120° Open 설계
: 매쉬 커버를 열수 있어 방전핀 청소 및 교환이 가능
Mesh cover is able to tilt 120 degree for easy maintenance of emitter pins : Users can open the mesh cover, clean and excahge emitter pins.



최적의 노즐 설계로 효율성 극대화 Maximizing Efficiency with Special Nozzle

ASG-AFU Nozzle

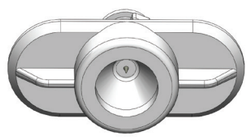

최적의 노즐 설계로 에어소모량을 줄이면서 이물의 생성을 최소화 합니다.
Special nozzle is designed to reduce air supply requirement and minimize pollutant production and accumulation on emitter pin.

노즐의 에어소모량을 줄이면서 방전핀 첨단부에 이물 부착을 최소화 할 수 있는 공기역학적 구조 설계
Special nozzle is designed using aerodymamics.

*** 노즐당 에어소모량**
Air supply requirement per emitter
0.3MPa ··· Approx 5.1 ℓ/min
0.1MPa ··· Approx 2.0 ℓ/min

ION BAR

제품성능 / Product Performances

Relation between Depth Direction and Decay Time

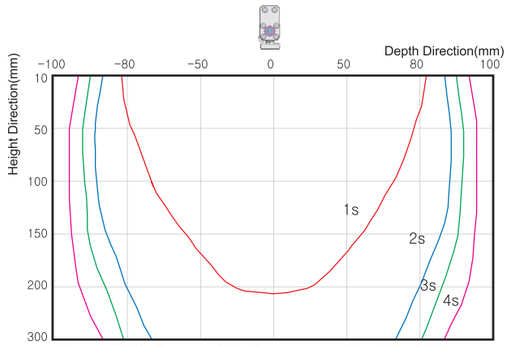

Air purge : 0.2MPa, Frequency : 60Hz, Measurement condition : 1kV → 0.1kV
Charged plate dimensions : 150mm x 150mm, Capacity : 20pF

Relation between Width Direction and Decay Time

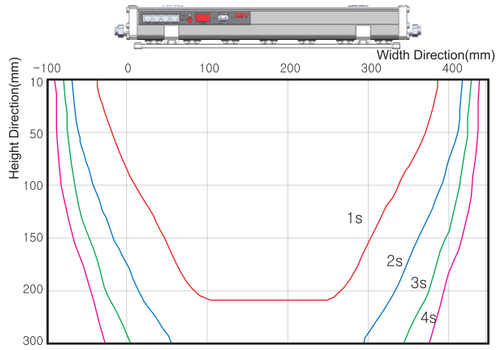

Long Term Performance of Decay Time

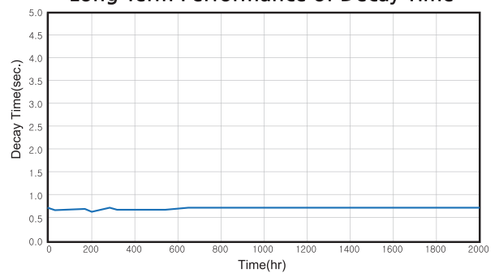

Air purge : 0.1MPa, Frequency : 100Hz, Distance : 50mm Measurement condition : 1kV → 0.1kV
Charged plate dimensions : 150mm x 150mm, Capacity : 20pF

Long Term Performance of Offset Voltage

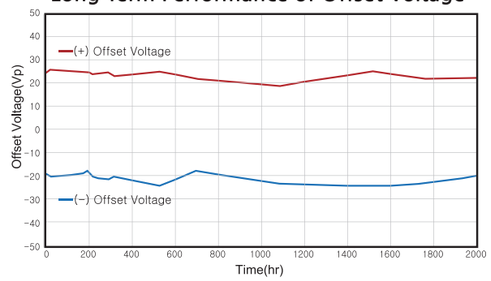

※ 상기 성능그래프는 당사 실험실 기준입니다. (This graph is based on our laboratory environment testing.)

제품외관도 / Dimensions

(Unit : mm)

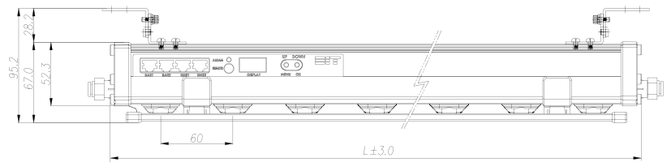

<Front View>

<Bottom View>

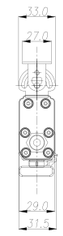

<Side View>

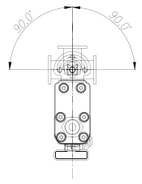

<Bracket Rotation>

Main Model	Length
ASG-A045FU	448mm
ASG-A050FU	508mm
ASG-A060FU	628mm
ASG-A070FU	688mm
ASG-A080FU	808mm
ASG-A090FU	928mm
ASG-A100FU	988mm
ASG-A110FU	1108mm
ASG-A120FU	1228mm
ASG-A130FU	1288mm
ASG-A160FU	1588mm
ASG-A210FU	2128mm
ASG-A230FU	2308mm
ASG-A300FU	3028mm

상기 Length값은 에어피팅부 제외 길이 입니다.
Air-fitting part is not included in the length above.

ASG-AFU 시리즈의 길이는 최소 448mm에서 최대 3028mm 까지 길이 대응이 가능한 제품입니다.

Bar Length : Sizes available from min 448mm up to 3028mm.

※ 모든 부속물 별도 구매
All parts NOT included (Option : Bracket/Power cable)

ION BAR

ASG-PG Series

제품사양 / Product Specification

Category		Specification
입력 전압 (Input voltage)		DC 24V± 10%
입력 전류 (Input current)		Max. 900mA
소비 전력 (Power consumption)		Max. 24W
방전 전압 (Emitter voltage)		±4.7kV (±5%)
출력 주파수 (Output frequency)		29kHz
이온 발생 방식 (Ion generating method)		Corona discharge
전압 인가 방식 (Voltage application method)		High-Frequency AC
재 질 (Material)		Body : ABS / Emitter pins : Tungsten
방전핀 교체 (Emitter replacement)		Replaceable
이온 밸런스 (Ion balance)		Under average ±30V
제전 거리 (Coverage distance)		100mm ~ 1000mm
공급 에어 (Air)	종 류 (Type)	CDA(Clean dry air), N2
	압 력 (Pressure)	0.05 ~ 0.5 MPa (Usually under 0.3MPa)
	유 량 (Flow) / Per 1 emitter	2L/min(±10%) [Under 0.1MPa]
	공급튜브 직경 (Air tube diameter)	Ø6 (Outside)
오존발생량 (Ozone generation)		Under 0.05ppm
사용온도 (Ambient temperature)		0℃ ~ +50℃ (32~122℉)
사용습도 (Ambient humidity)		35~85%RH (No condensation)

※ 제품의 사양은 성능 개선을 위하여 별도의 통보 없이 변경될 수 있습니다.
Specification is subject to change without notice for the improvement of product performance.

제품장점 / Advantages

MB 시리즈 대비 단면적 40% 감소 Cross-Sectional Area Reduced by 40% Comparing MB Series

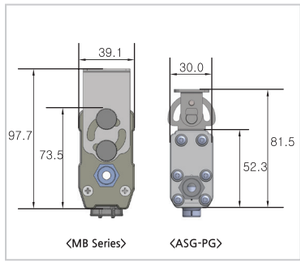



MB 시리즈 대비 부피 및 중량이 현저히 감소하여 좁은 공간에서도 설치가 용이합니다.
Easy to install even in narrow space due to remarkably reduced size and weight.

ASG-P 시리즈 보다 짧은 길이 가능 / Shorter Length than ASG-P Series



ASG-P 시리즈에서 디스플레이부를 제거 함으로써 262mm, 322mm 제작이 가능합니다.
The size of ASG-PG Series is available 262mm, 322mm by removing the FND display of ASG-P Series.

ASG-P 시리즈의 경우, 최소 382mm부터 제작 가능
The size of ASG-P Series is available from min 382mm.

※ 단, RS485 통신 기능 없음
RS485 communication function is not available.

낮은 유지보수비용 Low Maintenance

ASG-PG Nozzle

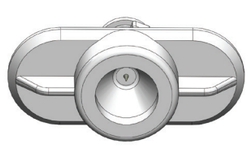

최적의 노즐 설계로 에어소모량을 줄이면서 이물의 생성을 최소화 합니다.
Special nozzle is designed to reduce air supply requirement and minimize pollutant production and accumulation on emitter pin.

노즐의 에어소모량을 줄이면서 방전핀 첨단부에 이물 부착을 최소화 할 수 있는 공기역학적 구조 설계
Special nozzle is designed using aerodymamics.

*** 노즐당 에어소모량**
Air supply requirement per emitter
0.3MPa ··· Approx 5.1 ℓ/min
0.1MPa ··· Approx 2.0 ℓ/min

ION BAR

제품성능 / Product Performances

Relation between Depth Direction and Decay Time

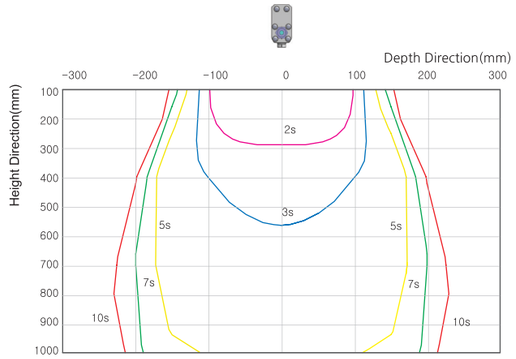

Air purge : 0.3MPa, Measurement condition : 1kV → 0.1kV
Charged plate dimensions : 150mm x 150mm, Capacity : 20pF

Relation between Width Direction and Decay Time

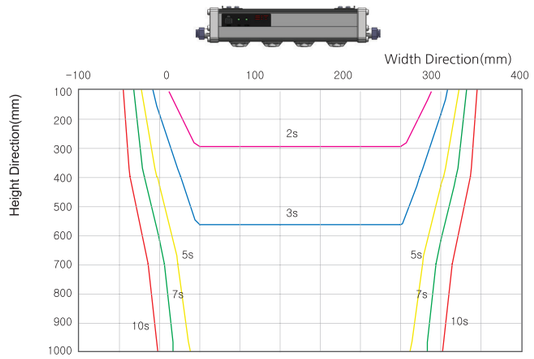

Air purge : 0.3MPa, Measurement condition : 1kV → 0.1kV
Charged plate dimensions : 150mm x 150mm, Capacity : 20pF

Long Term Performance of Decay Time

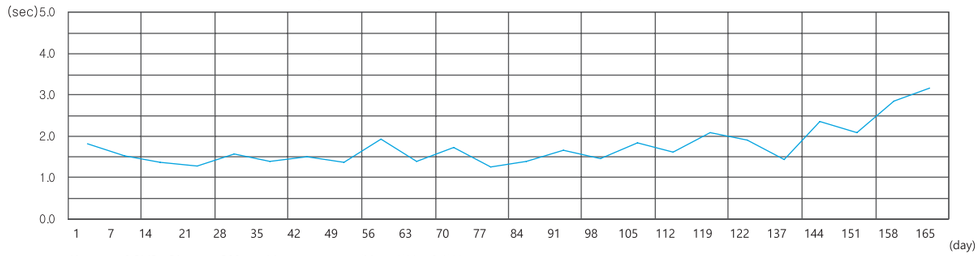

Air purge : 0.3MPa, Distance : 300mm, Measurement condition : 1kV → 0.1kV
Charged plate dimensions : 150mm x 150mm, Capacity : 20pF

※ 상기 성능그래프는 당사 실험실 기준입니다. (This graph is based on our laboratory environment testing.)

제품외관도 / Dimensions

(Unit : mm)

ASG-P025G

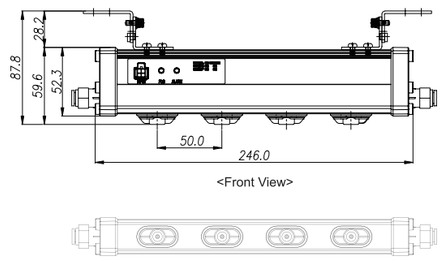

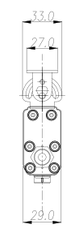

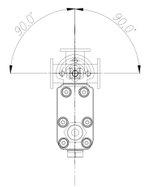

Main Model	Length
ASG-P025G	262mm
ASG-P030G	322mm

상기 Length값은 에어피팅부 제외 길이 입니다.
Air-fitting part is not included in the length above.

ASG-PG 시리즈의 길이는 262mm, 322mm 두 사이즈 제품입니다.

Bar Length : Sizes available 262mm, 322mm

※ 모든 부속물 별도 구매
All parts NOT included (Option : Bracket/Power cable)

ASG-P030G

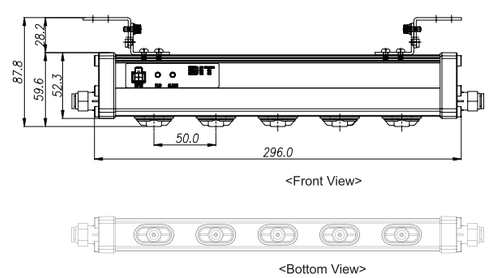

ION BAR

ASM-A Series



제품사양 / Product Specification

Category		Specification
입력 전압 (Input voltage)		DC 24V± 10%
입력 전류 (Input current)		Max. 300mA (Controller & Ionizer1ea)
		Max. 1A (Controller & Ionizer 4ea)
소비 전력 (Power consumption)		Max. 8W (Controller & Ionizer 1ea)
		Max. 27W (Controller & Ionizer 4ea)
방전 전압 (Emitter voltage)		±5.5kV
출력 주파수 (Output frequency)		1.0Hz ~ 60Hz (Adjustable)
이온 발생 방식 (Ion generating method)		Corona discharge
전압 인가 방식 (Voltage application method)		Pulsed AC
재 질 (Material)		Body : ABS / Emitter pins : Tungsten
방전핀 교체 (Emitter replacement)		Replaceable
이온 밸런스 (Ion balance)		Under average ±30V
제전 거리 (Coverage distance)		200mm ~ 2000mm
공급 에어 (Air)	종 류 (Type)	CDA(Clean dry air), N2
	압 력 (Pressure)	0.05 ~ 0.5 MPa (Usually under 0.3MPa)
	유 량 (Flow) / Per 1 emitter	2L/min(±10%) [Under 0.1MPa]
	공급튜브 직경 (Air tube diameter)	Ø6 (Outside)
오존발생량 (Ozone generation)		Under 0.005ppm
사용온도 (Ambient temperature)		0℃ ~ +50℃ (32~122℉)
사용습도 (Ambient humidity)		35~85%RH (No condensation)

※ 제품의 사양은 성능 개선을 위하여 별도의 통보 없이 변경될 수 있습니다.
Specification is subject to change without notice for the improvement of product performance.

제품장점 / Advantages

MB 시리즈 대비 단면적 40% 감소 Cross-Sectional Area Reduced by 40% Comparing MB Series

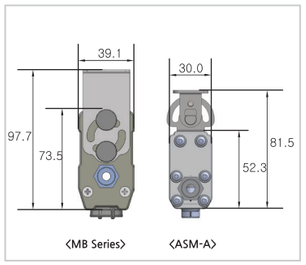



MB 시리즈 대비 부피 및 중량이 현저히 감소하여 좁은 공간에서도 설치가 용이합니다.
Easy to install even in narrow space due to remarkably reduced size and weight.

컨트롤러 분리형 Controller Separated Type

컨트롤러 분리형으로 장비 외부패널에 장착(계장)가능
장비/설비의 컨트롤 패널부에 제전기 컨트롤러를 설치하여, 설치된 이온 바에 대한 각종 세팅 및 알람 발생여부를 손쉽게 변경 및 확인할 수 있습니다.
Separated controller can be installed on exterior of equipments.
Easy to set and monitor the bar status with the separated controller installed around the control-panel of equipments.

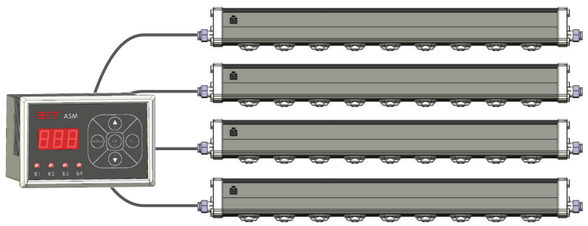

컨트롤러 1대에 최대 4대의 이온 바가 연결 가능합니다.
Able to connect up to 4 bars per 1 controller.

낮은 유지보수비용 Low Maintenance

ASM-A Nozzle

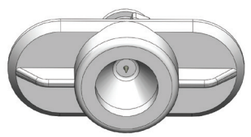

최적의 노즐 설계로 에어소모량을 줄이면서 이물의 생성을 최소화 합니다.
Special nozzle is designed to reduce air supply requirement and minimize pollutant production and accumulation on emitter pin.

노즐의 에어소모량을 줄이면서 방전핀 첨단부에 이물 부착을 최소화 할 수 있는 공기역학적 구조 설계
Special nozzle is designed using aerodymamics.

*** 노즐당 에어소모량**
Air supply requirement per emitter
0.3MPa ··· Approx 5.1 ℓ/min
0.1MPa ··· Approx 2.0 ℓ/min

ION BAR

제품성능 / Product Performances

Relation between Depth Direction and Decay Time

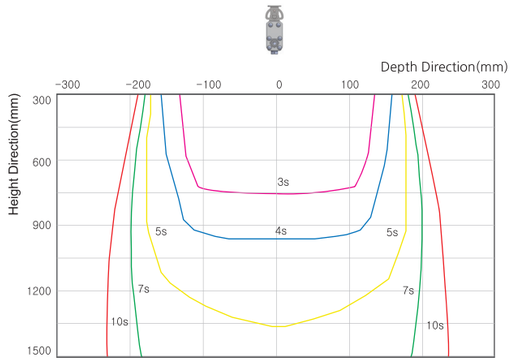

Air purge : 0.3MPa, Frequency : 30Hz, Measurement condition : 1kV → 0.1kV
Charged plate dimensions : 150mm x 150mm, Capacity : 20pF

Relation between Width Direction and Decay Time

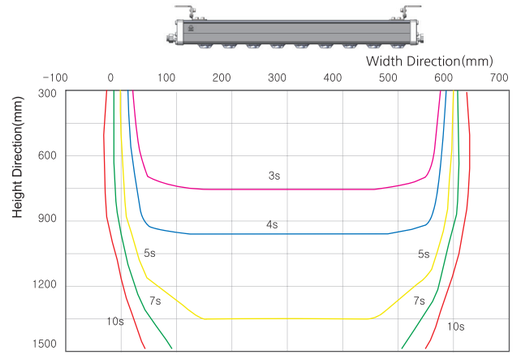

Air purge : 0.3MPa, Frequency : 30Hz, Measurement condition : 1kV → 0.1kV
Charged plate dimensions : 150mm x 150mm, Capacity : 20pF

Long Term Performance of Decay Time

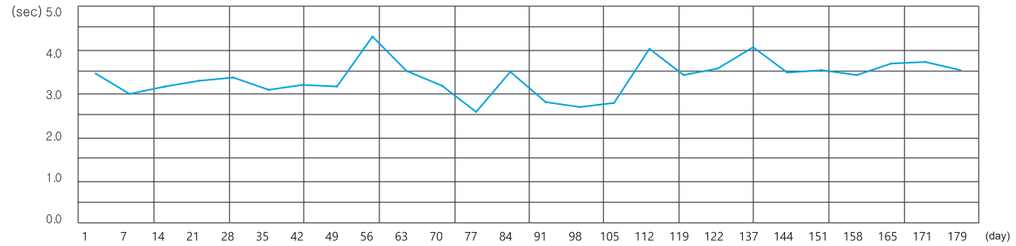

Air purge : 0.3MPa, Frequency : 30Hz, Distance : 1000mm, Measurement condition : 1kV → 0.1kV
Charged plate dimensions : 150mm x 150mm, Capacity : 20pF

※ 상기 성능그래프는 당사 실험실 기준입니다. (This graph is based on our laboratory environment testing.)

제품외관도 / Dimensions

(Unit : mm)

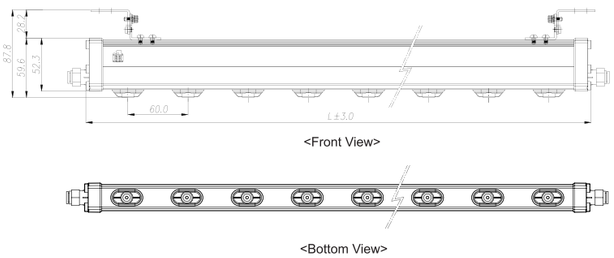

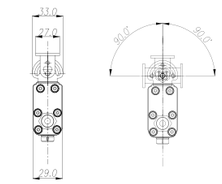

Main Model	Length
ASM - A030	322mm
ASM - A040	382mm
ASM - A050	502mm
ASM - A060	622mm
ASM - A070	682mm
ASM - A080	802mm
ASM - A090	922mm
ASM - A110	1102mm
ASM - A130	1282mm
ASM - A160	1582mm
ASM - A190	1882mm
ASM - A210	2122mm
ASM - A230	2302mm
ASM - A250	2482mm
ASM - A295	2962mm

상기 Length값은 에어피팅부 제외 길이 입니다.
Air-fitting part is not included in the length above.

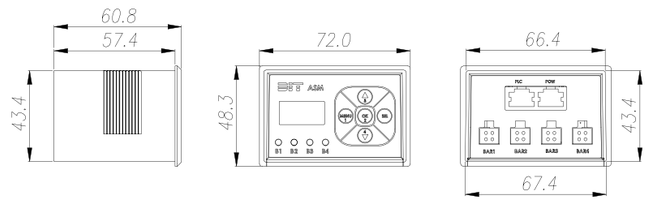

ASM-A 시리즈의 길이는 최소 322mm에서 최대 2962mm 까지 60mm 간격으로 길이 대응이 가능한 제품입니다.

Bar Length : Sizes available from min 322mm up to 2962mm at 60mm intervals.

※ 모든 부속물 별도 구매
All parts NOT included
(Option : Bracket/Power cable/Outer controller etc)

ION BAR

ASM-P Series



제품사양 / Product Specification

Category		Specification
입력 전압 (Input voltage)		DC 24V± 10%
입력 전류 (Input current)		Max. 900mA (Controller & Ionizer 1ea)
		Max. 3A (Controller & Ionizer 4ea)
소비 전력 (Power consumption)		Max. 24W (Controller & Ionizer 1ea)
		Max. 79W (Controller & Ionizer 4ea)
방전 전압 (Emitter voltage)		±4.7kV(±5%)
출력 주파수 (Output frequency)		29kHz (Adjustable)
이온 발생 방식 (Ion generating method)		Corona discharge
전압 인가 방식 (Voltage application method)		High-Frequency AC
재 질 (Material)		Body : ABS / Emitter pins : Tungsten
방전핀 교체 (Emitter replacement)		Replaceable
이온 밸런스 (Ion balance)		Under average ±30V
제전 거리 (Coverage distance)		100mm ~ 1000mm
공급 에어 (Air)	종 류 (Type)	CDA(Clean dry air), N2
	압 력 (Pressure)	0.05 ~ 0.5 MPa (Usually under 0.3MPa)
	유 량 (Flow) / Per 1 emitter	2L/min(±10%) [Under 0.1MPa]
	공급튜브 직경 (Air tube diameter)	Ø6 (Outside)
오존발생량 (Ozone generation)		Under 0.05ppm
사용온도 (Ambient temperature)		0℃ ~ +50℃ (32~122℉)
사용습도 (Ambient humidity)		35~85%RH (No condensation)

※ 제품의 사양은 성능 개선을 위하여 별도의 통보 없이 변경될 수 있습니다.
Specification is subject to change without notice for the improvement of product performance.

제품장점 / Advantages

MB 시리즈 대비 단면적 40% 감소 Cross-Sectional Area Reduced by 40% Comparing MB Series

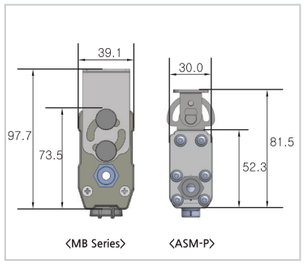



MB 시리즈 대비 부피 및 중량이 현저히 감소하여 좁은 공간에서도 설치가 용이합니다.
Easy to install even in narrow space due to remarkably reduced size and weight.

컨트롤러 분리형 Controller Separated Type

컨트롤러 분리형으로 장비 외부패널에 장착(계장)가능
장비/설비의 컨트롤 패널부에 제전기 컨트롤러를 설치하여, 설치된 이온 바에 대한 각종 세팅 및 알람 발생여부를 손쉽게 변경 및 확인할 수 있습니다.
Separated controller can be installed on exterior of equipments.
Easy to set and monitor the bar status with the separated controller installed around the control-panel of equipments.

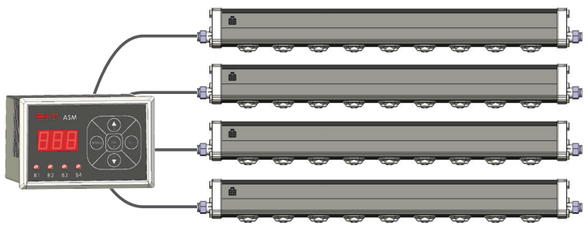

컨트롤러 1대에 최대 4대의 이온 바가 연결 가능합니다.
Able to connect up to 4 bars per 1 controller.

낮은 유지보수비용 Low Maintenance

ASM-P Nozzle

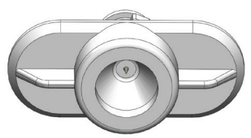

최적의 노즐 설계로 에어소모량을 줄이면서 이물의 생성을 최소화 합니다.
Special nozzle is designed to reduce air supply requirement and minimize pollutant production and accumulation on emitter pin.

노즐의 에어소모량을 줄이면서 방전핀 첨단부에 이물 부착을 최소화 할 수 있는 공기역학적 구조 설계
Special nozzle is designed using aerodymamics.

*** 노즐당 에어소모량**
Air supply requirement per emitter
0.3MPa ··· Approx 5.1 ℓ/min
0.1MPa ··· Approx 2.0 ℓ/min

ION BAR

제품성능 / Product Performances

Relation between Depth Direction and Decay Time

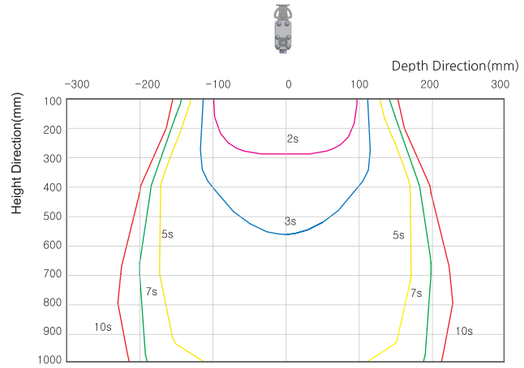

Air purge : 0.3MPa, Measurement condition : 1kV → 0.1kV
Charged plate dimensions : 150mm x 150mm, Capacity : 20pF

Relation between Width Direction and Decay Time

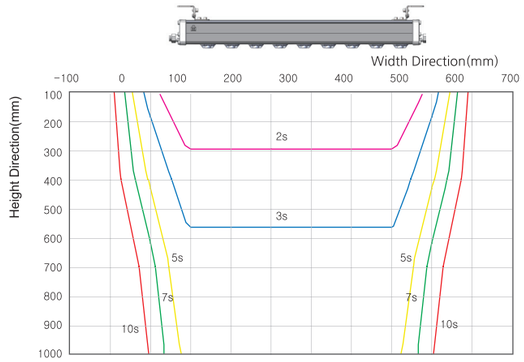

Air purge : 0.3MPa, Measurement condition : 1kV → 0.1kV
Charged plate dimensions : 150mm x 150mm, Capacity : 20pF

Long Term Performance of Decay Time

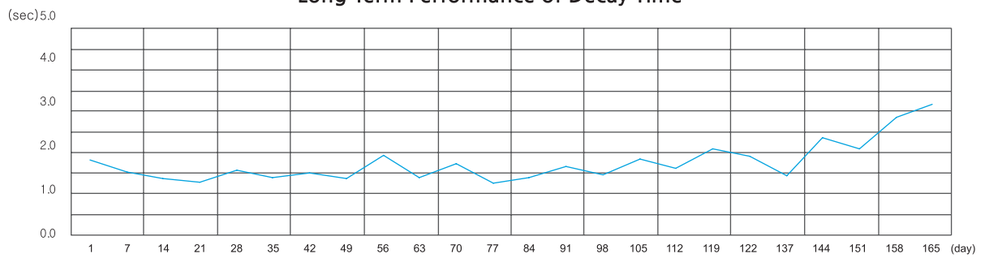

Air purge : 0.3MPa, Distance : 300mm, Measurement condition : 1kV → 0.1kV
Charged plate dimensions : 150mm x 150mm, Capacity : 20pF

※ 상기 성능그래프는 당사 실험실 기준입니다. (This graph is based on our laboratory environment testing.)

제품외관도 / Dimensions

(Unit : mm)

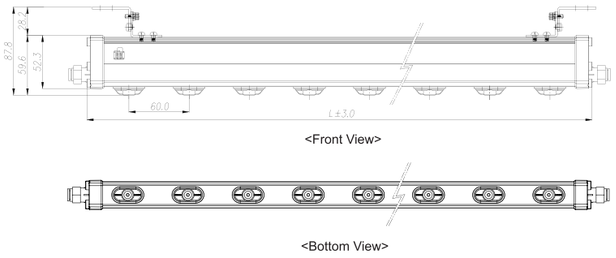

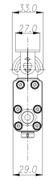

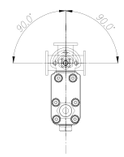

Main Model	Length
ASM - P020	202mm
ASM - P025	262mm
ASM - P030	322mm
ASM - P040	382mm
ASM - P050	502mm
ASM - P060	622mm
ASM - P070	682mm
ASM - P090	922mm
ASM - P110	1102mm
ASM - P130	1282mm
ASM - P150	1522mm
ASM - P180	1822mm
ASM - P210	2122mm
ASM - P250	2482mm
ASM - P295	2962mm

상기 Length값은 에어피팅부 제외 길이 입니다.
Air-fitting part is not included in the length above.

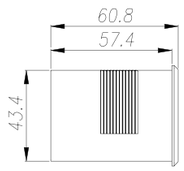

<Controller Side View>

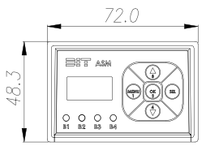

<Controller Front View>

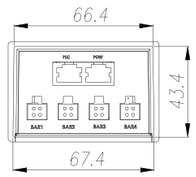

<Controller Rear View>

ASM-P 시리즈의 길이는 최소 202mm에서 최대 2962mm 까지 60mm 간격으로 길이 대응이 가능한 제품입니다.

Bar Length : Sizes available from min 202mm up to 2962mm at 60mm intervals.

※ 모든 부속물 별도 구매
All parts NOT included
(Option : Bracket/Power cable/Outer controller etc)

ION BAR

ASR-A Series



제품사양 / Product Specification

Category		Specification
입력 전압 (Input voltage)		DC 24V± 10%
입력 전류 (Input current)		Max. 300mA (Controller & Ionizer 1ea)
		Max. 1A (Controller & Ionizer 4ea)
소비 전력 (Power consumption)		Max. 8W (Controller & Ionizer 1ea)
		Max. 27W (Controller & Ionizer 4ea)
방전 전압 (Emitter voltage)		±5.5kV
출력 주파수 (Output frequency)		1.0Hz ~ 30Hz (Adjustable)
이온 발생 방식 (Ion generating method)		Corona discharge
전압 인가 방식 (Voltage application method)		Pulsed AC
재 질 (Material)		Body : ABS / Emitter pins : Tungsten
방전핀 교체 (Emitter replacement)		Replaceable
이온 밸런스 (Ion balance)		Under average ±30V
제전 거리 (Coverage distance)		200mm ~ 2000mm
공급 에어 (Air)	종 류 (Type)	CDA(Clean dry air), N2
	압 력 (Pressure)	0.05 ~ 0.5 MPa (Usually under 0.3MPa)
	유 량 (Flow) / Per 1 emitter	2L/min(±10%) [Under 0.1MPa]
	공급튜브 직경 (Air tube diameter)	Ø6 (Outside)
오존발생량 (Ozone generation)		Under 0.005ppm
사용온도 (Ambient temperature)		0℃ ~ +50℃ (32~122℉)
사용습도 (Ambient humidity)		35~85%RH (No condensation)

※ 제품의 사양은 성능 개선을 위하여 별도의 통보 없이 변경될 수 있습니다.
Specification is subject to change without notice for the improvement of product performance.

제품장점 / Advantages

MB 시리즈 대비 단면적 40% 감소 Cross-Sectional Area Reduced by 40% Comparing MB Series

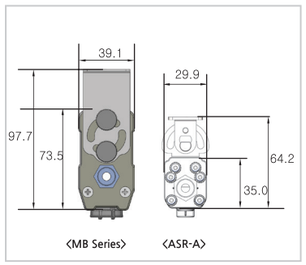

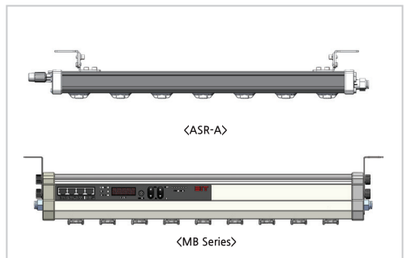

MB 시리즈 대비 부피 및 중량이 현저히 감소하여 좁은 공간에서도 설치가 용이합니다.
Easy to install even in narrow space due to remarkably reduced size and weight.

이온 바 / HVPS부 / 컨트롤러 분리형 Bar / HVPS Power-Pack / Controller Separated Type

이온 바에 내장되어 있던 컨트롤러부와 HVPS부를 별도로 분리함으로써 컨트롤러에서 이온 바까지의 연결 가능거리를증가시켜 설치의 자유도를 높였습니다.
Total connectable length is increased by separating the controller and the HVPS.
It gives more freedom in installation.
※ HVPS : High Voltage Power Supply

컨트롤러 1대에 최대 4대의 이온 바까지 연결 가능합니다.
Able to connect up to 4 bars per 1 controller.

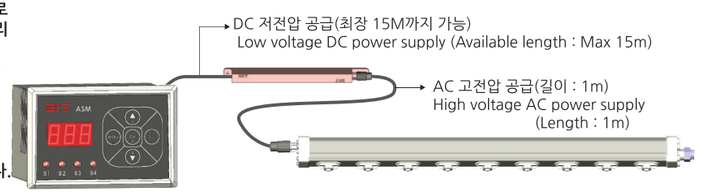

낮은 유지보수비용 Low Maintenance

ASR-A Nozzle

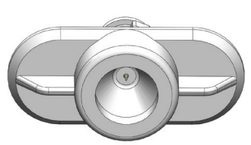

최적의 노즐 설계로 에어소모량을 줄이면서 이물의 생성을 최소화 합니다.
Special nozzle is designed to reduce air supply requirement and minimize pollutant production and accumulation on emitter pin.

노즐의 에어소모량을 줄이면서 방전핀 첨단부에 이물 부착을 최소화 할 수 있는 공기역학적 구조 설계
Special nozzle is designed using aerodymamics.

*** 노즐당 에어소모량**
Air supply requirement per emitter
0.3MPa ··· Approx 5.1 ℓ/min
0.1MPa ··· Approx 2.0 ℓ/min

ION BAR

제품성능 / Product Performances

Relation between Depth Direction and Decay Time

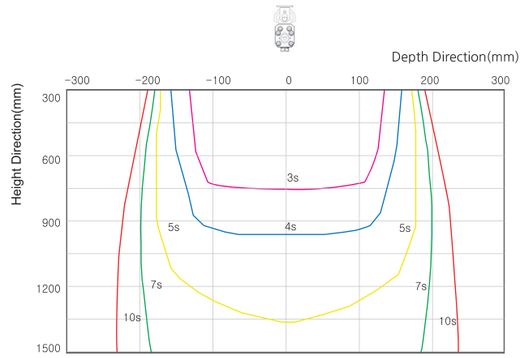

Air purge : 0.3MPa, Frequency : 30Hz, Measurement condition : 1kV → 0.1kV
Charged plate dimensions : 150mm x 150mm, Capacity : 20pF

Relation between Width Direction and Decay Time

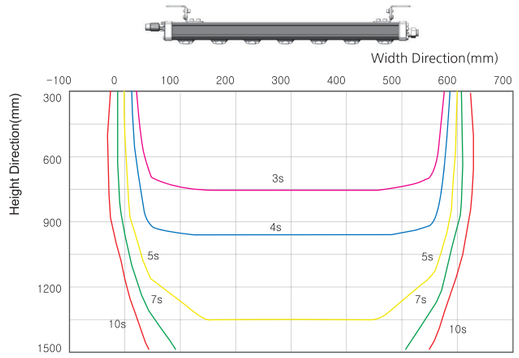

Air purge : 0.3MPa, Frequency : 30Hz, Measurement condition : 1kV → 0.1kV
Charged plate dimensions : 150mm x 150mm, Capacity : 20pF

Relation between Distance and Decay Time

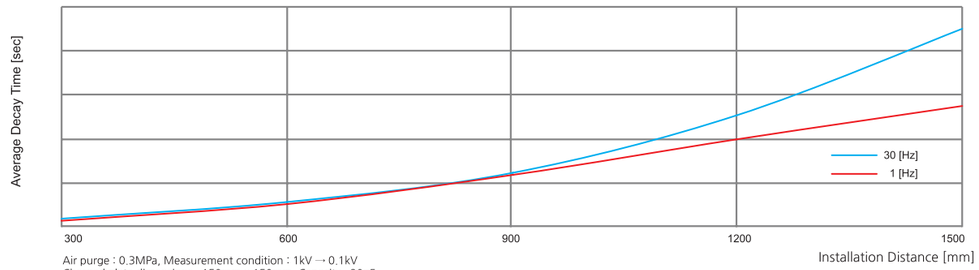

Air purge : 0.3MPa, Measurement condition : 1kV → 0.1kV
Charged plate dimensions : 150mm x 150mm, Capacity : 20pF

※ 상기 성능그래프는 당사 실험실 기준입니다. (This graph is based on our laboratory environment testing.)

제품외관도 / Dimensions

(Unit : mm)

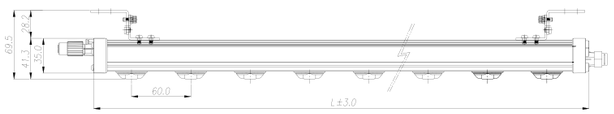

<Front View>

<Bottom View>

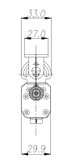

<Side View>

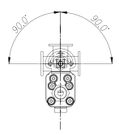

<Bracket Rotation>



<HVPS Front View>



<HVPS Top View>

Main Model	Length
ASR - A020	202mm
ASR - A025	262mm
ASR - A030	322mm
ASR - A040	382mm
ASR - A050	502mm
ASR - A060	622mm
ASR - A070	682mm
ASR - A080	802mm
ASR - A110	1102mm
ASR - A130	1282mm
ASR - A160	1582mm
ASR - A190	1882mm
ASR - A230	2302mm
ASR - A260	2602mm
ASR - A295	2962mm

상기 Length값은 에어피팅부 제외 길이 입니다.
Air-fitting part is not included in the length above.

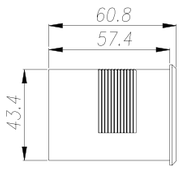

<Controller Side View>

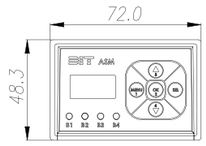

<Controller Front View>

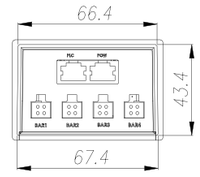

<Controller Rear View>

ASR-A 시리즈의 길이는 최소 202mm에서 최대 2962mm 까지 60mm 간격으로 길이 대응이 가능한 제품입니다.

Bar Length : Sizes available from min 202mm up to 2962mm at 60mm intervals.

※ 모든 부속물 별도 구매
All parts NOT included (Option : Bracket / Power cable / Outer HVPS / Outer controller etc)

ION BAR

ASR-D Series

제품사양 / Product Specification

Category		Specification
입력 전압 (Input voltage)		DC 24V± 10%
입력 전류 (Input current)		Max. 300mA
소비 전력 (Power consumption)		Max. 8W
방전 전압 (Emitter voltage)		DC ±7.0kV(방전 핀 Pitch=35mm), DC ±12kV(방전 핀 Pitch=60mm)
이온 발생 방식 (Ion generating method)		Corona discharge
전압 인가 방식 (Voltage application method)		DC
재 질 (Material)		Body : AL, ABS / Emitter pins : Tungsten
방전핀 교체 (Emitter replacement)		Replaceable
제전 거리 (Coverage distance)		7kV(50~200mm), 12kV(150~500mm)
공급 에어 (Air)	종 류 (Type)	CDA(Clean dry air), N2
	압 력 (Pressure)	0.05 ~ 0.2MPa (Usually under 0.1MPa)
	공급튜브 직경 (Air tube diameter)	Ø6 (Outside)
사용온도 (Ambient temperature)		0℃ ~ +40℃ (32~104˚F)
사용습도 (Ambient humidity)		35~85%RH (No condensation)

※ 제품의 사양은 성능 개선을 위하여 별도의 통보 없이 변경될 수 있습니다.
Specification is subject to change without notice for the improvement of product performance.

제품장점 / Advantages

필름, 섬유, 제지등의 고속제전이 필요한 제조공정에 최적화
Used in manufacturing processes that require high-speed static elimination of films, fibers, and paper

정전기에 의한 작업자 쇼크 위험 방지
Prevents the risk of operator shock from static electricity

방전핀 청소 및 교환이 가능하도록 설계
Designed to be able to easy clean and replace an emitter pin

ASR-D Nozzle

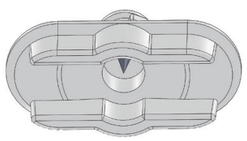

ION BAR

제품성능 / Product Performances

Relation between Depth Direction and Decay Time

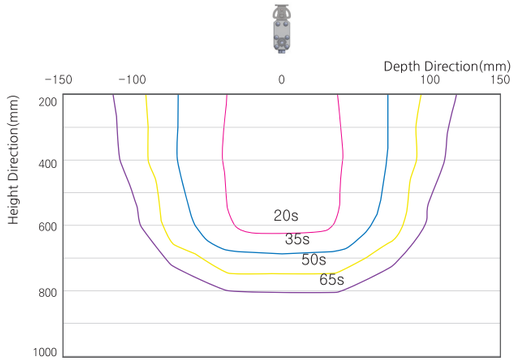

Air purge : Non, Out voltage : 12kV, Measurement condition : 1kV → 0.1kV
Charged plate dimensions : 150mm x 150mm, Capacity : 20pF

Relation between Width Direction and Decay Time

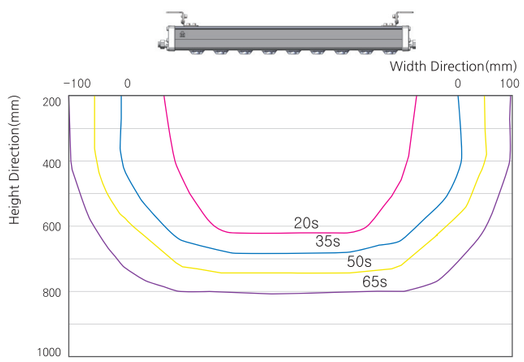

Air purge : Non, Out voltage : 12kV, Measurement condition : 1kV → 0.1kV
Charged plate dimensions : 150mm x 150mm, Capacity : 20pF

※ 상기 성능그래프는 당사 실험실 기준입니다. (This graph is based on our laboratory environment testing.)

제품외관도 / Dimensions

ASR-DxxxF Series

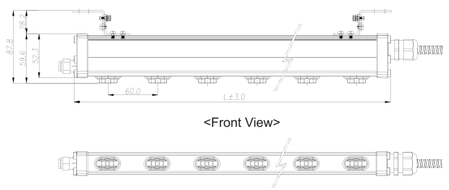

<Front View>

<Bottom View>

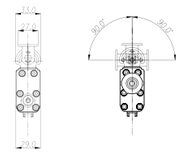

<Side View>

<Bracket Rotation>

(P=60mm)

Main Model	Length
ASR - D040F	380mm
ASR - D050F	500mm
ASR - D060F	620mm
ASR - D070F	740mm
ASR - D080F	860mm
ASR - D100F	980mm
ASR - D110F	1100mm
ASR - D120F	1220mm
ASR - D130F	1340mm
ASR - D140F	1460mm
ASR - D170F	1700mm
ASR - D210F	2060mm
ASR - D250F	2540mm
ASR - D300F	3020mm

(P=35mm) (Unit : mm)

Main Model	Length
ASR - D025C	250mm
ASR - D030C	320mm
ASR - D040C	390mm
ASR - D050C	530mm
ASR - D060C	600mm
ASR - D070C	740mm
ASR - D090C	880mm
ASR - D100C	1020mm
ASR - D130C	1300mm
ASR - D150C	1510mm

상기 Length값은 에어피팅부 제외 길이 입니다.
Ait-fitting part is not included in the length above.

ASR-DxxxC Series

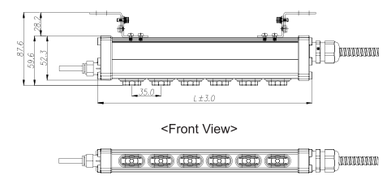

<Front View>

<Bottom View>

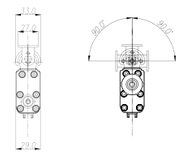

<Side View>

<Bracket Rotation>

ASR-DF Series의 길이는 최소 380mm 에서 최대 3000mm 까지 60mm 간격으로 길이 대응이 가능한 제품 입니다.
Sizes available from min 380mm up to 3000mm at 60mm intervals.

ASR-DC Series의 길이은 최소 250mm 에서 최대 1500mm 까지 35mm 간격으로 길이 대응이 가능한 제품 입니다.
Sizes available from min 250mm up to 1500mm at 35mm intervals.

ASR-D Series Controller

<Controller Front View>

<Controller Side View>

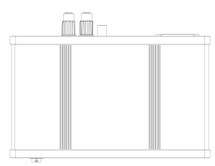

※ 모든 부속물 별도 구매
All parts NOT included
(Option : Bracket / Power cable & adaptor)

ION BAR

AMB-L Series



제품사양 / Product Specification

Category	Specification
입력 전압 (Input voltage)	DC 24V± 10%
입력 전류 (Input current)	Max. 300mA
소비 전력 (Power consumption)	Max. 8W
방전 전압 (Emitter voltage)	±6.5kV
출력 주파수 (Output frequency)	0.5Hz ~ 10Hz (Adjustable)
이온 발생 방식 (Ion generating method)	Corona discharge
전압 인가 방식 (Voltage application method)	Pulsed AC
재 질 (Material)	Body : ABS / Emitter pins : Titanium
방전핀 교체 (Emitter replacement)	Replaceable
이온 밸런스 (Ion balance)	Under average ±30V
제전 거리 (Coverage distance)	200mm ~ 1500mm
오존발생량 (Ozone generation)	Under 0.005ppm
사용온도 (Ambient temperature)	0℃ ~ +50℃ (32~122˚F)
사용습도 (Ambient humidity)	35~85%RH (No condensation)

※ 제품의 사양은 성능 개선을 위하여 별도의 통보 없이 변경될 수 있습니다.
Specification is subject to change without notice for the improvement of product performance.

제품장점 / Advantages

전원 및 통신(RS485) 연결 Connecting AMB-L Series to Power and RS-485

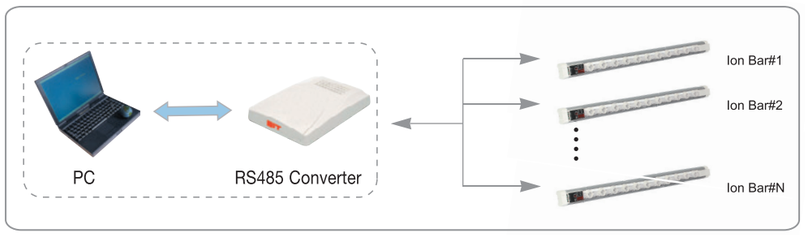

원격감시시스템(RMS)과의 연동 AMB-L과 RS485 컨버터를 연결하여 외부 RMS와 연동이 가능합니다.
It is connectable to RMS (Remote Monitoring System) through RS-485.

초소형 고압 트랜스 내장형 (고압케이블 불필요)
Slim and light weight piezo-ceramic transformer built into the ion bar (No need for separate bulky transformer/control unit)

무선 리모트 컨트롤 기능
(개별제전기 선택, 이온밸런스, 주파수 변경, 설정상태 확인)
Wireless remote control (Select individual ion bar unit tocommunicate, check ion balance, change frequency, and check current setting, etc.)

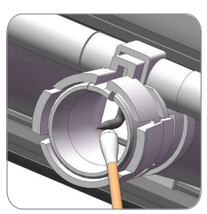

간편한 관리 및 청소
Easy maintenance & cleaning

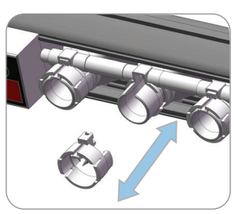

간편한 방전핀 교체
Convenient emitter pin for replacement

이물 생성을 최소화한 구조
Structured to minimize dusts or pollutans

ION BAR

제품성능 / Product Performances

Relation between Depth Direction and Decay Time

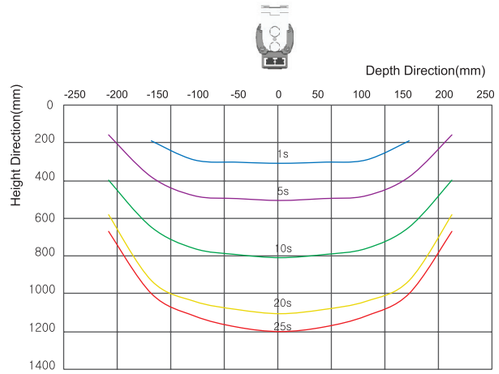

Down flow : 0.3MPa, Frequency : 5Hz, Measurement condition : 1kV → 0.1kV
Charged plate dimensions : 150mm x 150mm, Capacity : 20pF

Relation between Width Direction and Decay Time

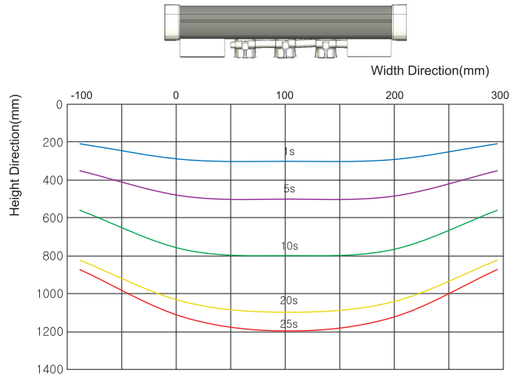

Down flow : 0.3MPa, Frequency : 5Hz, Measurement condition : 1kV → 0.1kV
Charged plate dimensions : 150mm x 150mm, Capacity : 20pF

Relation between Distance and Decay Time

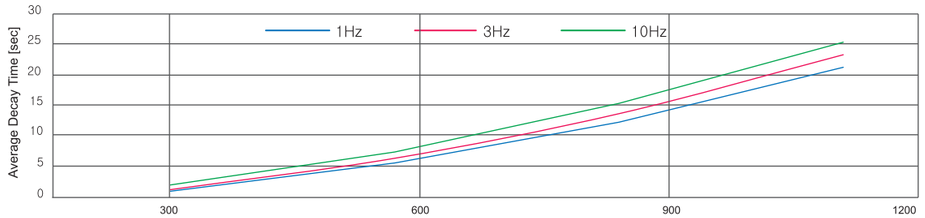

Down flow : 0.3MPa, Measurement condition : 1kV → 0.1kV
Charged plate dimensions : 150mm x 150mm, Capacity : 20pF

※ 상기 성능그래프는 당사 실험실 기준입니다. (This graph is based on our laboratory environment testing.)

제품외관도 / Dimensions

(Unit : mm)

AMB-L030

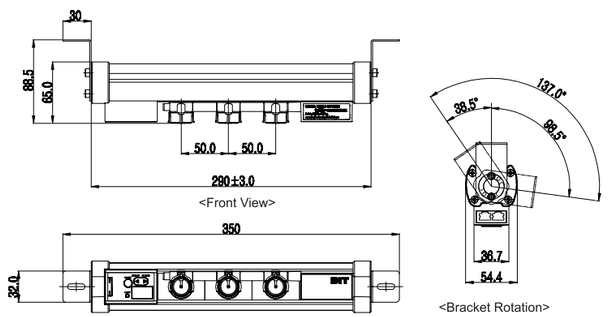

Main Model	Length
AMB - L025	240mm
AMB - L030	290mm
AMB - L035	340mm
AMB - L040	390mm
AMB - L050	490mm
AMB - L060	589mm
AMB - L070	689mm
AMB - L080	788mm
AMB - L090	888mm
AMB - L100	988mm
AMB - L110	1087mm
AMB - L120	1187mm
AMB - L130	1286mm
AMB - L140	1386mm
AMB - L150	1486mm

AMB-L050

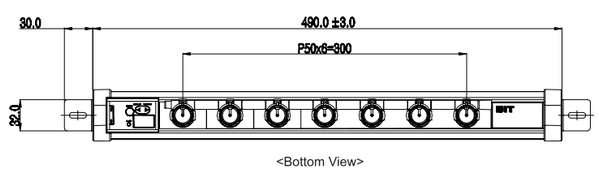

AMB-L 시리즈의 길이는 최소 240mm에서 최대 1486mm 까지 약 50mm 간격으로 길이 대응이 가능한 제품입니다.

Bar Length : Sizes available from min 240mm up to 1486mm at approx. 50mm intervals.

※브라켓 및 전원 케이블(RJ45 A형) 포함
Bracket / Power cable (RJ45 A type) included.

ION BAR

AMB-LS Series



제품사양 / Product Specification

Category	Specification
입력 전압 (Input voltage)	DC 24V± 10%
입력 전류 (Input current)	Max. 570mA
소비 전력 (Power consumption)	Max. 15W
방전 전압 (Emitter voltage)	±6.5kV
출력 주파수 (Output frequency)	0.5Hz ~ 10Hz (Adjustable)
이온 발생 방식 (Ion generating method)	Corona discharge
전압 인가 방식 (Voltage application method)	Pulsed AC
재 질 (Material)	Body : ABS / Emitter pins : Titanium
방전핀 교체 (Emitter replacement)	Replaceable
이온 밸런스 (Ion balance)	Under average ±30V
제전 거리 (Coverage distance)	200mm ~ 600mm
오존발생량 (Ozone generation)	Under 0.005ppm
사용온도 (Ambient temperature)	0℃ ~ +50℃ (32~122˚F)
사용습도 (Ambient humidity)	35~85%RH (No condensation)

※ 제품의 사양은 성능 개선을 위하여 별도의 통보 없이 변경될 수 있습니다.
Specification is subject to change without notice for the improvement of product performance.

제품장점 / Advantages

핀 교차 Pulsed AC 방식으로 근접거리 낮은 옵셋 전압 성능 구현[특허 출원]
Pin-Crossing Type Pulsed AC Has Low Offset-Voltage Performance at a Short Distance. [Patented]

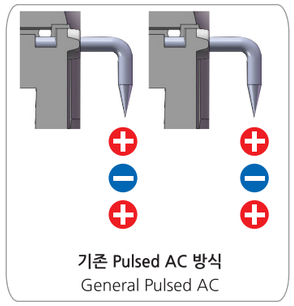

기존 Pulsed AC 방식
General Pulsed AC

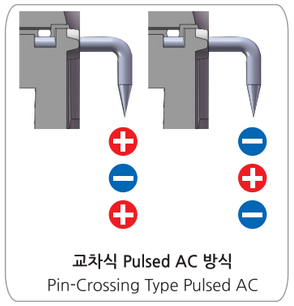

교차식 Pulsed AC 방식
Pin-Crossing Type Pulsed AC

일반 Pulsed-AC의 근접거리에서의 옵셋 전압 감소를 위하여, 핀 교차 형태의 Pulsed-AC 방식을 채택하여 근접거리에서 옵셋 전압 성능을 향상시킨 근접거리용 라미나 플로우 타입 이온 바

AMB-LS Series is optimized for short distance because it has low offset-voltage performance by pin-crossing type pulsed AC method.



초소형 고압 트랜스 내장형 (고압케이블 불필요)
Slim and light weight piezo-ceramic transformer built into the ion bar (No need for separate bulky transformer/control unit)

무선 리모트 컨트롤 기능(개별제전기 선택, 이온밸런스, 주파수 변경, 설정상태 확인)
Wireless remote control (Select individual Ion bar unit to communicate, check ion balance, change frequency, and check current setting, etc.)

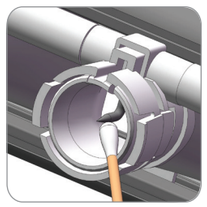

간편한 관리 및 청소
Easy maintenance & cleaning

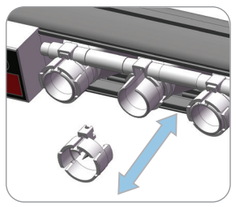

간편한 방전핀 교체
Convenient emitter pin for replacement

이물 생성을 최소화한 구조
Structured to minimize dusts or pollutans

ION BAR

제품성능 / Product Performances

Relation between Depth Direction and Decay Time

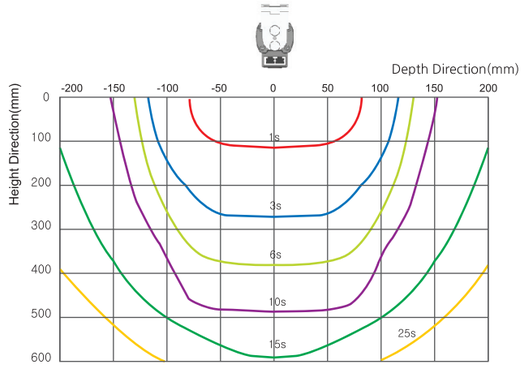

Down flow : 0.3MPa, Frequency : 5Hz, Measurement condition : 1kV → 0.1kV
Charged plate dimensions : 150mm x 150mm, Capacity : 20pF

Relation between Width Direction and Decay Time

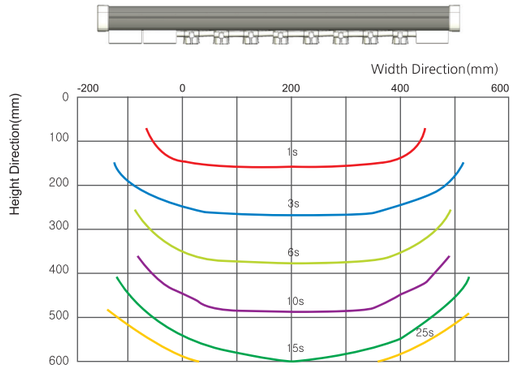

Down flow : 0.3MPa, Frequency : 5Hz, Measurement condition : 1kV → 0.1kV
Charged plate dimensions : 150mm x 150mm, Capacity : 20pF

Relation between Distance and Decay Time

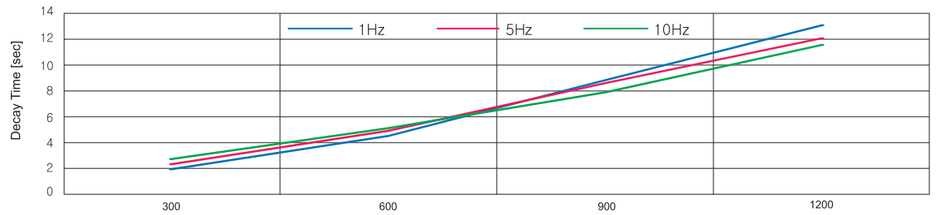

Down flow : 0.3MPa, Measurement condition : 1kV → 0.1kV
Charged plate dimensions : 150mm x 150mm, Capacity : 20pF

Installation Distance(mm)

※ 상기 성능그래프는 당사 실험실 기준입니다. (This graph is based on our laboratory environment testing.)

제품외관도 / Dimensions

(Unit : mm)

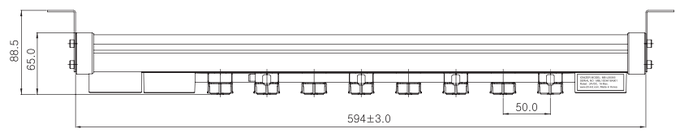

<Front View>

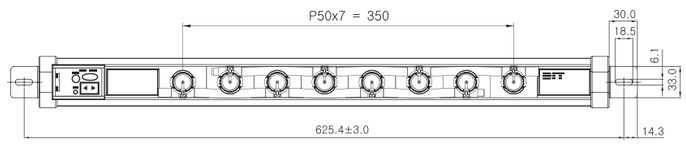

<Bottom View>

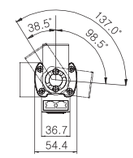

<Bracket Rotation>

Main Model	Length
AMB - L0404S	394mm
AMB - L0506S	494mm
AMB - L0608S	594mm
AMB - L070AS	694mm
AMB - L080CS	794mm
AMB - L090ES	894mm
AMB - L100GS	994mm
AMB - L110IS	1094mm
AMB - L120KS	1194mm
AMB - L130MS	1294mm
AMB - L140OS	1394mm
AMB - L150QS	1494mm

AMB-LS 시리즈의 길이는 최소 394mm에서 최대 1494mm 까지 100mm 간격으로 길이 대응이 가능한 제품입니다.

Bar Length : Sizes available from min 394mm up to 1494mm at 100mm intervals.

※브라켓 및 전원 케이블(RJ45 A형) 포함
Bracket / Power cable (RJ45 A type) included.

ION BLOWER

ASF-40A

제품사양 / Product Specification

Category	Specification
입력 전압 (Input voltage)	DC 24V± 10%
입력 전류 (Input current)	Max. 150mA
소비 전력 (Power consumption)	Max. 4W
방전 전압 (Emitter voltage)	±4.0kV
출력 주파수 (Output frequency)	50kHz
이온 발생 방식 (Ion generating method)	Corona discharge
전압 인가 방식 (Voltage application method)	High-Frequency AC
재 질 (Material)	Body : ABS / Emitter pins : Titanium
방전핀 교체 (Emitter replacement)	Replaceable
이온 밸런스 (Ion balance)	Under average ±10V
제전 거리 (Coverage distance)	100mm ~ 400mm
오존발생량 (Ozone generation)	Under 0.05ppm
사용온도 (Ambient temperature)	0℃ ~ +50℃ (32~122˚F)
사용습도 (Ambient humidity)	35~65%RH (No condensation)

※ 제품의 사양은 성능 개선을 위하여 별도의 통보 없이 변경될 수 있습니다.
Specification is subject to change without notice for the improvement of product performance.

제품장점 / Advantages

간편한 관리 및 청소
Easy maintenance & cleaning

초소형 제전기
Subminiature ionizer

좁은 공간내 설치(자석부착)
Installable in cramped space

자유로운 회전각도



풍향 360˚ 회전 및 상하 조절 기능
360˚ vertical angle rotatable

ION BLOWER

제품성능 / Product Performances

Relation between Distance and Decay Time

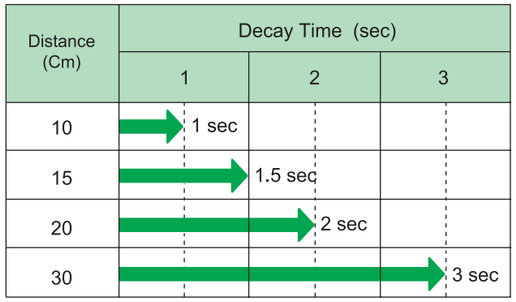

Air volume : Max 0.27m³/min, Measurement condition : 1kV → 0.1kV
Charged plate dimensions : 150mm x 150mm, Capacity : 20pF

Relation between Width Direction and Decay Time

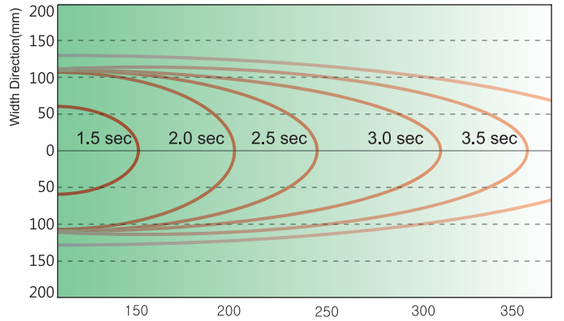

Air volume : Max 0.27m³/min, Measurement condition : 1kV → 0.1kV
Charged plate dimensions : 150mm x 150mm, Capacity : 20pF

ASF-40A 제품은 전원케이블, 접지선, 브라켓 보저형으로 구성되어 있습니다.
ASF-40A package consists of a main unit, power cable, ground cable and optional bracket.

AC 어댑터가 부속되어 있지 않으며, AC 전원을 사용 할 경우 전용 어댑터를 구입하여 주십시오.
AC adapter is not included it may be bought separately if needed.

※ 상기 성능그래프는 당사 실험실 기준입니다. (This graph is based on our laboratory environment testing.)

제품외관도 / Dimensions

A. 브라켓 / A (Standard length)

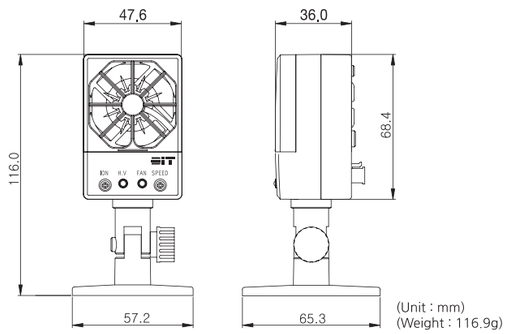

(Unit : mm)
(Weight : 116.9g)

<Front View> <Side View>

B. 브라켓 / B (Extanded length)

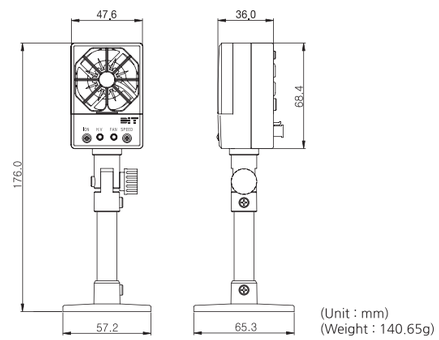

(Unit : mm)
(Weight : 140.65g)

<Front View> <Side View>

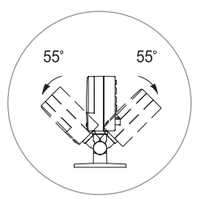

상하 조절
Installation Angle

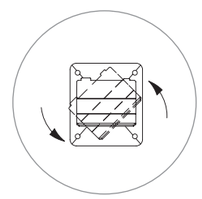

좌우 360° 조절
360° rotation

ION BLOWER

AMF-90 Series

제품사양 / Product Specification

Category		Specification
입력 전압 (Input voltage)		AC 100-240V 50/60Hz or DC 24V± 10%
입력 전류 (Input current)	1-fan	400mA
	2-fan	400mA
	3-fan	600mA
	4-fan	800mA
	5-fan	1200mA
소비 전력 (Power consumption)		MAX. 32W [5-fan]
방전 전압 (Emitter voltage)		±4.0kV
출력 주파수 (Output frequency)		50kHz
이온 발생 방식 (Ion generating method)		Corona discharge
전압 인가 방식 (Voltage application method)		High-Frequency AC
재 질 (Material)		Body : ABS / Emitter pins : Titanium
방전핀 교체 (Emitter replacement)		Replaceable
이온 밸런스 (Ion balance)		Under average ±15V
제전 거리 (Coverage distance)		100mm ~ 1200mm
풍 량 (Air volume)		Max. 1.75㎥ / min [per 1-Fan]
오존발생량 (Ozone generation)		Under 0.05ppm
사용온도 (Ambient temperature)		0℃ ~ +50℃ (32~122℉)
사용습도 (Ambient humidity)		35~65%RH (No condensation)

※ 제품의 사양은 성능 개선을 위하여 별도의 통보 없이 변경될 수 있습니다.
Specification is subject to change without notice for the improvement of product performance.

제품장점 / Advantages

자유로운 팬 모듈, 공간상자 조립 방식으로 다양한 길이와 구성 가능
Various assembly configurations of fan modules and spacing boxes are enabled

간편한 유지 보수 및 청소
Easy maintenance & cleaning

ION BLOWER

제품성능 / Product Performances

Relation between Distance and Decay Time

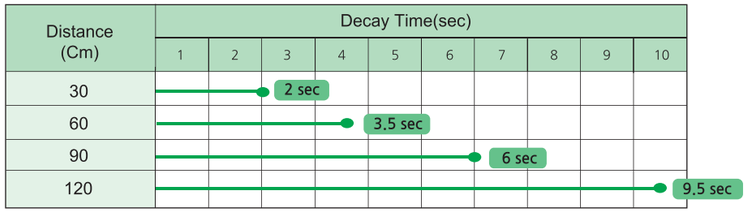

Air volume : Max 1.75m³/min, Measurement condition : 1kV → 0.1kV
Charged plate dimensions : 150mm x 150mm, Capacity : 20pF

Relation between Width Direction and Decay Time

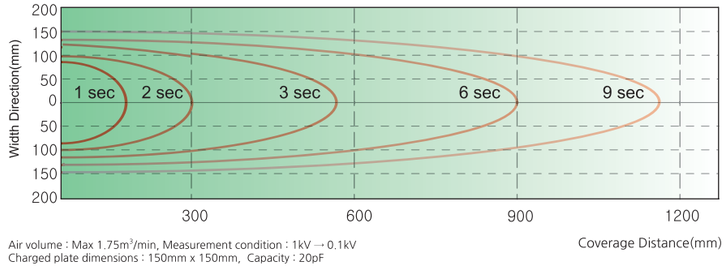

Air volume : Max 1.75m³/min, Measurement condition : 1kV → 0.1kV
Charged plate dimensions : 150mm x 150mm, Capacity : 20pF

※ 상기 성능그래프는 당사 실험실 기준입니다. (This graph is based on our laboratory environment testing.)

제품외관도 / Dimensions

Single type

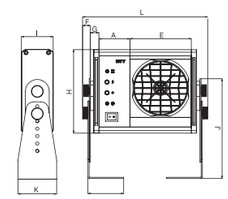

<Side View> <Front View>

Standard configurations

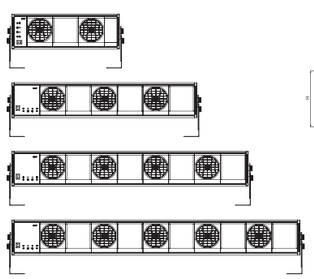

Multi-Fan type (Example: 3-fan) Customized configurations

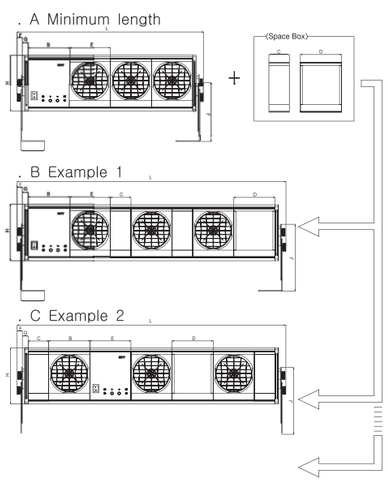

Category	Code	Length	Remarks
Control Board	A	51.50	1-FAN, 2-FAN
	B	103.00	2-FAN, 3-FAN, 4-FAN, 5-FAN
Space Box	C	51.50	
	D	103.00	
Fan Module	E	103.00	
Bracket Ass'y	F	13.00	
Side Cover	G	15.20	
Height	H	141.85	
Depth	I	53.75	
Bracket Length	J	167.45	
Bracket Width	K	65.00	
Bracket Depth		60.00	

Category	Code		Min. Length
Blower Lengh	L	1-FAN	210.1
		2-FAN	313.1
		3-FAN	466.6
		4-FAN	569.6
		5-FAN	672.6

ION BLOWER

AMF-A90 Series

제품사양 / Product Specification

Category		Specification
입력 전압 (Input voltage)		AC 100-240V 50/60Hz or DC 24V± 10%
입력 전류 (Input current)	1-fan	400mA
	2-fan	400mA
	3-fan	600mA
	4-fan	800mA
	5-fan	1200mA
소비 전력 (Power consumption)		Max. 32W [5-fan]
방전 전압 (Emitter voltage)		±6.5kV
출력 주파수 (Output frequency)		10Hz
이온 발생 방식 (Ion generating method)		Corona discharge
전압 인가 방식 (Voltage application method)		Pulsed AC
재 질 (Material)		Body : ABS / Emitter pins : Titanium
방전핀 교체 (Emitter replacement)		Replaceable
이온 밸런스 (Ion balance)		Under average ±30V
제전 거리 (Coverage distance)		200mm ~ 1200mm
풍 량 (Air volume)		Max. 1.75㎥ / min [per 1-fan]
오존발생량 (Ozone generation)		Under 0.005ppm
사용온도 (Ambient temperature)		0℃ ~ +50℃ (32~122℉)
사용습도 (Ambient humidity)		35~65%RH (No condensation)

※ 제품의 사양은 성능 개선을 위하여 별도의 통보 없이 변경될 수 있습니다.
Specification is subject to change without notice for the improvement of product performance.

제품장점 / Advantages

자유로운 팬 모듈, 공간상자 조립 방식으로 다양한 길이와 구성 가능
Various assembly configurations of fan modules and spacing boxes are enabled

간편한 유지 보수 및 청소
Easy maintenance & cleaning

ION BLOWER

제품성능 / Product Performances

Relation between Distance and Decay Time

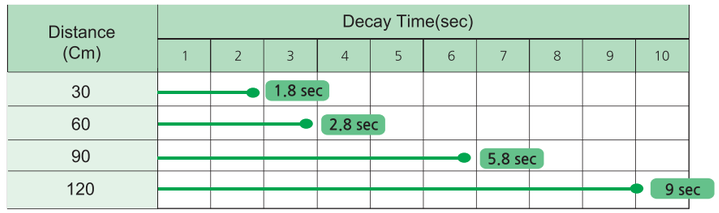

Air volume : Max 1.75m³/min, Measurement condition : 1kV → 0.1kV
Charged plate dimensions : 150mm x 150mm, Capacity : 20pF

Relation between Width Direction and Decay Time

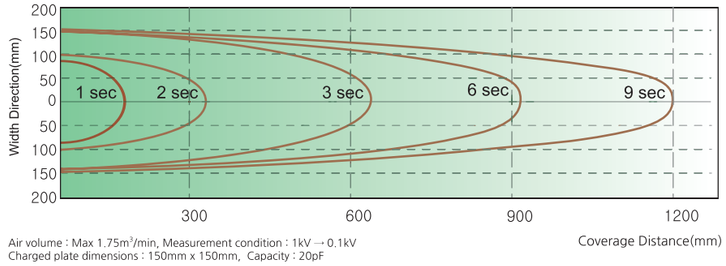

Air volume : Max 1.75m³/min, Measurement condition : 1kV → 0.1kV
Charged plate dimensions : 150mm x 150mm, Capacity : 20pF

※ 상기 성능그래프는 당사 실험실 기준입니다. (This graph is based on our laboratory environment testing.)

제품외관도 / Dimensions

Single type

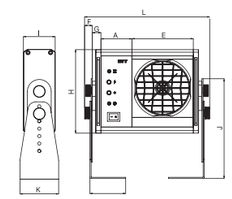

<Side View> <Front View>

Standard configurations

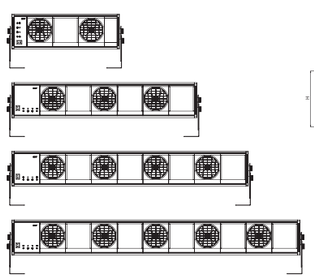

Multi-Fan type (Example: 3-fan) Customized configurations

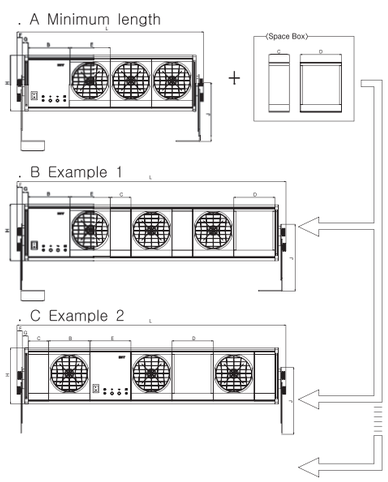

Category	Code	Length	Remarks
Control Board	A	51.50	1-FAN, 2-FAN
	B	103.00	2-FAN, 3-FAN, 4-FAN, 5-FAN
Space Box	C	51.50	
	D	103.00	
Fan Module	E	103.00	
Bracket Ass'y	F	13.00	
Side Cover	G	15.20	
Height	H	141.85	
Depth	I	53.75	
Bracket Length	J	167.45	
Bracket Width	K	65.00	
Bracket Depth		60.00	

Category	Code		Min. Length
Blower Lengh	L	1-FAN	210.1
		2-FAN	313.1
		3-FAN	466.6
		4-FAN	569.6
		5-FAN	672.6

ION BLOWER

AMF-95 Series

제품사양 / Product Specification

Category	Specification				
	1-fan	2-fan	3-fan	4-fan	5-fan
입력 전압 (Input voltage)	AC 100-240V~, 50/60Hz or DC 24V±10%				
소비 전력 AC (Power consumption)	Max. 24W		Max. 80W		
소비 전력 DC (Power consumption)	Max. 17W		Max. 55W		
출력 주파수 (Output frequency)	50㎐				
이온 발생 방식 (Ion generating method)	Corona discharge				
전압 인가 방식 (Voltage application method)	High Frequency AC				
재 질 (Material)	Body : ABS / Emitter pins : Titanium				
방전핀 교체 (Emitter replacement)	Replaceable				
방전핀 청소 (Emitter cleaning)	Clean button				
이온 밸런스 (Ion balance)	Under average ±10V				
제전 거리 (Coverage distance)	100mm~1200mm				
디스플레이 (Display)	HV LED(G/R) , FAN LED(G/R)				
풍 량 (Air volume)	Max. 1.75m³ /min[per 1-fan]				
오존발생량 (Ozone generation)	Under 0.05ppm				
사용온도 (Ambient temperature)	0℃ ~ +50℃ (32~122℉)				
사용습도 (Ambient humidity)	35~65%RH(No condensation)				

※ 제품의 사양은 성능 개선을 위하여 별도의 통보 없이 변경될 수 있습니다.
Specification is subject to change without notice for the improvement of product performance.

제품장점 / Advantages

. 제품 컨트롤러 원터치 버튼을 이용한 자동 청소기능 실행 가능
Auto pin cleaning function by one-touch button on controller

. 설정을 통한 자동 주기 청소 기능 탑재
Auto pin cleaning function can be operated on a daily basis by setting menu.

. PLC를 이용한 청소기능 동작 가능
Auto pin cleaning function is available with PLC communication.

. 전원 사양(DC/AC)에 따른 모델 선택 가능
Able to choose products by the types of input voltage systems (DC 24V or AC 100~240V)

자유로운 팬 모듈, 공간상자 조립 방식으로 다양한 길이와 구성 가능
Various assembly configurations of fan modules and spacing boxes are enabled

간편한 유지 보수 및 청소
Easy maintenance & cleaning

ION BLOWER

제품성능 / Product Performances

Relation between Distance and Decay Time

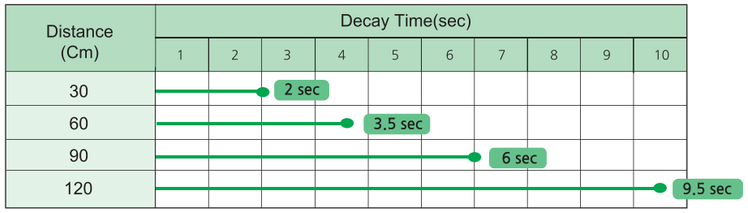

Air volume : Max 1.75m³/min, Measurement condition : 1kV → 0.1kV
Charged plate dimensions : 150mm x 150mm, Capacity : 20pF

Relation between Width Direction and Decay Time

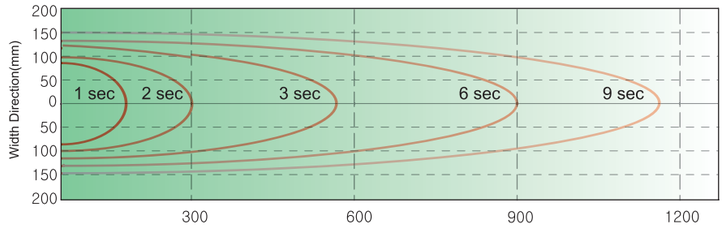

Air volume : Max 1.75m³/min, Measurement condition : 1kV → 0.1kV
Charged plate dimensions : 150mm x 150mm, Capacity : 20pF

※ 상기 성능그래프는 당사 실험실 기준입니다. (This graph is based on our laboratory environment testing.)

제품외관도 / Dimensions

Single type

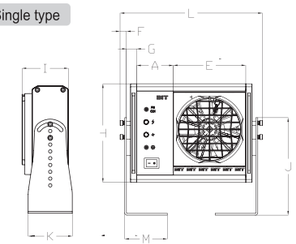

Standard configurations

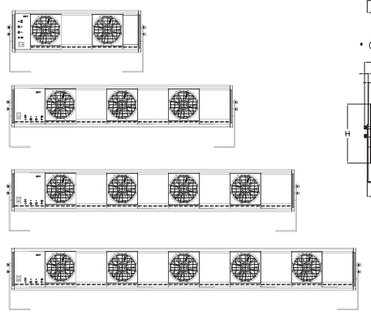

Multi-Fan type (Example: 3-fan) Customized configurations

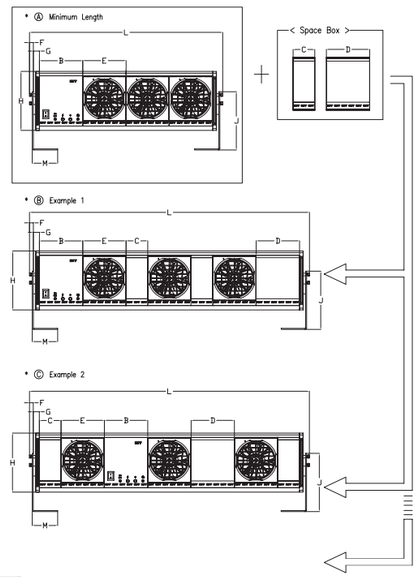

Category	Code	Length[mm]
Control box	A	51.5
Fan module	E	103
Bracket Assy	F	11
Side cover	G	15.2
Height	H	141.9
Depth	I	69.5
Bracket Length	J	137.4
Bracket Depth	K	65
Bracket Width	M	60

	Length[mm]
B	103
C	51.5
D	103
E	103
F	11
G	15.2
H	141.9
I	69.5
J	137.4
K	65
M	60

ION BLOWER

ASF-AD/PD Series

제품사양 / Product Specification

Category	Specification	
Model type	AD Type	PD Type
이온 발생 방식 (Ion generating method)	Pulsed AC	High-Frequency
출력 주파수 (Output frequency)	10~50Hz (Adjustable)	29kHz
입력 전압 (Input voltage)	AC100~240V(50/60Hz) or DC 24V±10%	
입력 전류 (Input current)	Max 0.8A	
방전핀 (Emitter pin)	Titanium	
이온 벨런스 (Ion balance)	< ± 10V typical	
제전시간 (Decay time)	Better than 2.0 seconds at 600mm [Fan speed max(Level 5)]	
풍 량 (Air volume)	Max 4.6㎥/min per Fan	
오존 발생량 (Ozone generation)	Under 0.005ppm	Under 0.05ppm
표시기능 (Display)	7segment-Display, High Voltage Alarm LED(G/R), Fan Alarm LED(G/R) ※ Green : Normal, Red : Abnormal	
수동조절기능 (Functions)	Fan Speed, Operating frequency, Ion-balance, Auto-cleaning, PLC Alarm Select, Address, Ionizer On/Off, Password	
청소기능 (Pin cleaning)	Option (Auto or manual)	
무 게 (Weight)	Max 1.8kg	
사용 온도 (Ambient temperature)	0℃ ~ +50℃ (32~122˚F)	
사용습도 (Ambient humidity)	35~65%RH (No condensation)	

※ 제품의 사양은 성능 개선을 위하여 별도의 통보 없이 변경될 수 있습니다.
Specification is subject to change without notice for the improvement of product performance.

제품장점 / Advantages

유지보수의 편의성 극대화
Maximized Convenience of Maintenance



. **청소 브러시 장착으로 핀 청소 용이 (자동핀 청소/수동핀 청소 모델 선택 가능)**
Easy to clean emitter pins with a pin brush (Option: Auto pin cleaning type or Manual pin cleaning type)

. **뒷면 커버 분리형으로 팬 청소 용이**
Easy to clean a fan with a removable rear fan cover

. **오토밸런스 회로 내장으로 핀의 오염 및 마모에도 제전 성능의 장기간 유지 가능**
Stable performance for long period in spite of pollution, wear and tear on emitter pins by using auto-balance circuit

다양한 옵션으로 사용자 환경에 최적화
Optimized for User Environments with Various Options

. **제전 방식(고주파 AC/Pulsed AC)에 따른 모델 선택 가능)**
Able to choose products by the types of ion generating methods (H/F AC or Pulsed AC)

. **전원 사양(DC/AC)에 따른 모델 선택 가능**
Able to choose products by the types of input voltage systems (DC 24V or AC 100~240V)

. **메뉴에서 알람 시그널 출력 방식(NPN/PNP) 설정 가능**
Able to choose output signal methods (NPN or PNP)

. **5단계 풍량 선택 가능(120mm 팬 적용으로 최대 Max 4.6㎥)**
Air volume can be adjusted up to 4.6㎥/min(per 1 fan) by using 120mm Fan [5 levels]

. **PLC/RS485 통신을 통한 원격 조정 가능**
Remote control is available with PLC / RS485 communication

ION BLOWER

제품성능 / Product Performances

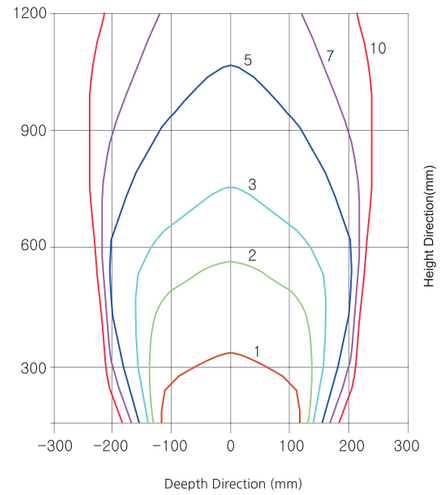

Air volume : Max 4.6m³/min, Frequency : 30Hz, Measurement condition : 1kV → 0.1kV
Charged plate dimensions : 150mm x 150mm, Capacity : 20pF

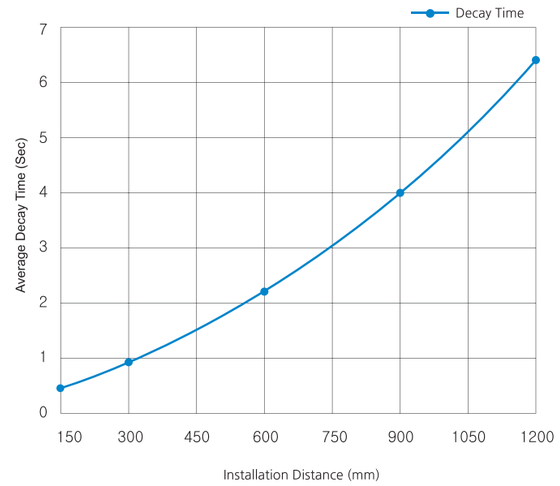

※ 상기 성능그래프는 당사 실험실 기준입니다. (This graph is based on our laboratory environment testing.)

제품외관도 / Dimensions

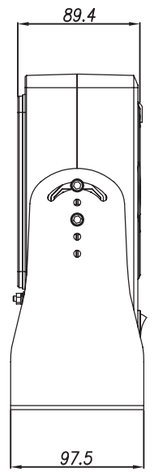

<Side View>

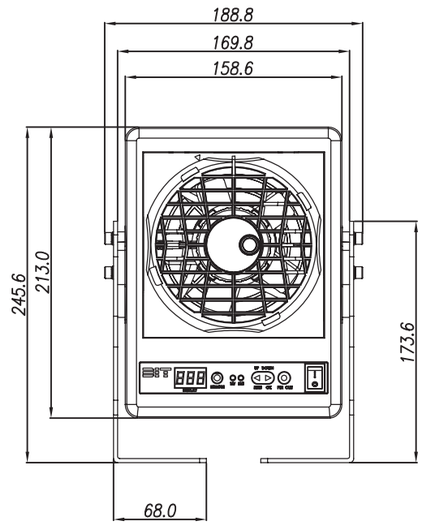

<Front View>

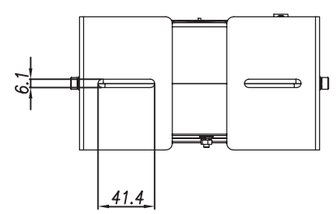

<Bottom View>

ION BLOWER

AMF-AE Series

제품사양 / Product Specification

Category		Specification		
입력 전압 (Input voltage)		AC 100-240V 50/60Hz or DC 24V± 10%		
입력 전류 (Input current)		1-fan	2-fan	3-fan
	DC 24V	1.5A	x	x
	AC 110V	610mA	1220mA	1830mA
	AC 220V	250mA	500mA	750mA
소비 전력 (Power consumption)		Max. 165W [3-fan]		
방전 전압 (Emitter voltage)		±5.5kV(±5%)		
출력 주파수 (Output frequency)		10 ~ 50Hz (Adjustable)		
이온 발생 방식 (Ion generating method)		Corona discharge		
전압 인가 방식 (Voltage application method)		Pulsed AC		
재 질 (Material)		Body : ABS / Emitter pins : Titanium		
방전핀 교체 (Emitter replacement)		Replaceable		
이온 밸런스 (Ion balance)		Under average ±30V		
제전 거리 (Coverage distance)		200mm ~ 1500mm		
풍 량 (Air volume)		Max. 6.425㎥ / min (Level 5)		
기 능 (Functions)		Ion on/off, RS485 connect, Password PLC 신호조정, 방전핀 자동 청소, 동작주파수, Fan-Speed, Ion-Balance		
오존발생량 (Ozone generation)		Under 0.005ppm		
사용온도 (Ambient temperature)		0℃ ~ +50℃ (32~122℉)		
사용습도 (Ambient humidity)		35~65%RH (No condensation)		

※ 제품의 사양은 성능 개선을 위하여 별도의 통보 없이 변경될 수 있습니다.
Specification is subject to change without notice for the improvement of product performance.

제품장점 / Advantages

방전핀 자동 청소 기능 내장으로 유지보수에 대한 편리성 증대
Easy Maintenance with Auto Cleaning Function for Emitter Pin



. **제품 컨트롤러 원터치 버튼을 이용한 자동 청소기능 실행 가능**
Auto tip cleaning function by one-touch button on controller

. **본체 메뉴 설정을 통한 일(DAY) 단위 자동 주기 청소 기능 탑재**
Auto tip cleaning function can be operated on a daily basis by setting menu.

. **PLC / RS485를 이용한 원격 청소기능 동작 가능**
Remote control of auto pin cleaning function is available with PLC / RS485 communication.

탈착형 방전침 Ass'y 구조로 방전핀 교체 편리성 증대
Easy Replacement with Removable Emitter Pin

. **140mm 팬 사용으로 최대 풍량[1팬 기준] 6.425㎥/min까지 사용 가능[5단계 조절 기능]**
Air volume can be adjusted up to 6.425 ㎥/min(per 1-fan) by using 140mm Fan [5 levels].

. **오토밸런스 회로 내장으로 핀의 오염 및 마모에도 제전 성능의 장기간 유지 가능**
Stable performance for long period in spite of pollution, wear and tear on emitter pin by using auto-balance circuit.

. **PLC / RS485 통신을 통한 원격 조정 기능**
Remote control is available with PLC/RS485 communication.

. **간편한 유지 보수 및 청소**
Easy maintenance & cleaning

ION BLOWER

제품성능 / Product Performances

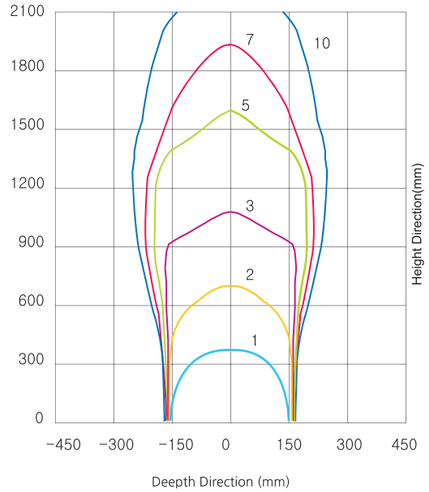

Air volume : Max 6.425m³/min, Frequency : 30Hz, Measurement condition : 1kV → 0.1kV
Charged plate dimensions : 150mm x 150mm, Capacity : 20pF

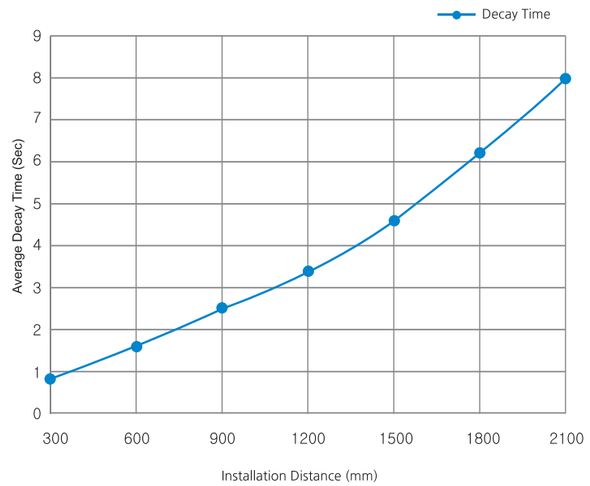

※ 상기 성능그래프는 당사 실험실 기준입니다. (This graph is based on our laboratory environment testing.)

제품외관도 / Dimensions

Single Type

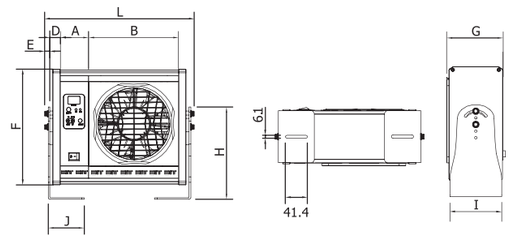

<Front View> <Bottom View> <Side View>

Category	Code	Length	Remarks
Contoller	A	54.6	
	B	170.0	
	C	56.6	
	D	18.6	
	E	9.6	
Height	F	217.8	
Width	G	106.1	
BracketH eight	H	173.6	
BracketW idth	I	97.5	
BracketD epth	J	68.0	

Category	Code		Length
Blower Lengh	L	1-Fan	262
		2-Fan	432
		3-Fan	602

Multi-Fan Type(Example : 2-fan) Customized Configurations

Minimum Length

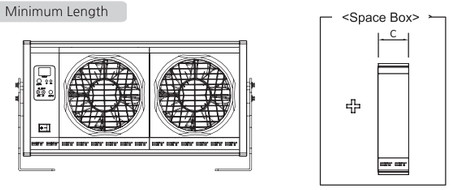

Example 1

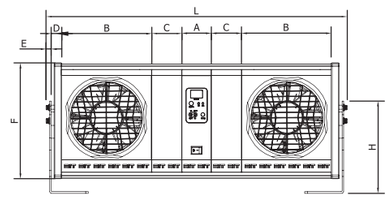

Example 2

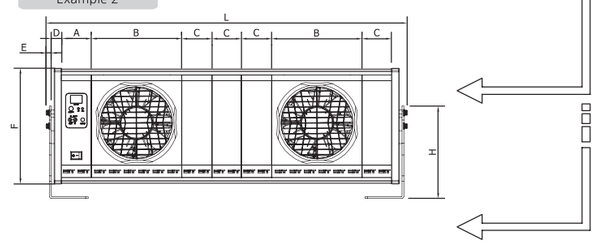

ION NOZZLE

AZM-G11 / AZM-G12

AZM-G11(Standard)

AZM-G12(Option)

제품사양 / Product Specification

Category		Specification
입력 전압 (Input voltage)		DC 24V± 10%
입력 전류 (Input current)		200mA
소비 전력 (Power consumption)		Max. 5W
방전 전압 (Emitter voltage)		±4.0kV
출력 주파수 (Output frequency)		50kHz
이온 발생 방식 (Ion generating method)		Corona discharge
전압 인가 방식 (Voltage application method)		High-Frequency AC
재 질 (Material)		Body : ABS / Emitter pins : Tungsten
방전핀 교체 (Emitter replacement)		Replaceable
이온 밸런스 (Ion balance)		Under average ±15V
공급 에어 (Air)	종 류 (Type)	CDA(Clean dry air), N2
	압 력 (Pressure)	0 ~ 0.5 MPa
	분출력 (Blow-off-force)	128L/cm^2[0.3MPa]
	공급튜브 직경 (Air tube diameter)	Ø6 (Outside)
오존발생량 (Ozone generation)		Under 0.05ppm
사용온도 (Ambient temperature)		0℃ ~ +50℃ (32~122℉)
사용습도 (Ambient humidity)		35~85%RH (No condensation)

※ 제품의 사양은 성능 개선을 위하여 별도의 통보 없이 변경될 수 있습니다.
Specification is subject to change without notice for the improvement of product performance.

제품장점 / Advantages

알람 출력 기능
High voltage alarm output



간단한 청소 및 유지관리
Easy cleaning and maintenance

제품성능 / Product Performances

Relation between Supply Air Pressure and Decay Time

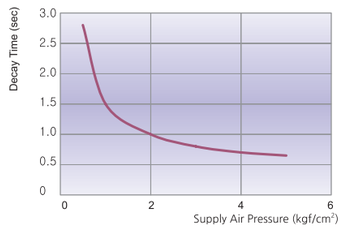

Air purge : 0.3MPa, Distance : 150mm, Measurement condition : 1kV → 0.1kV,
Charged plate dimensions : 150mm x 150mm, Capacity : 20pF

※ 상기 성능그래프는 당사 실험실 기준입니다.
(This graph is based on our laboratory environment testing.)

제품외관도 / Dimensions

(Unit : mm)

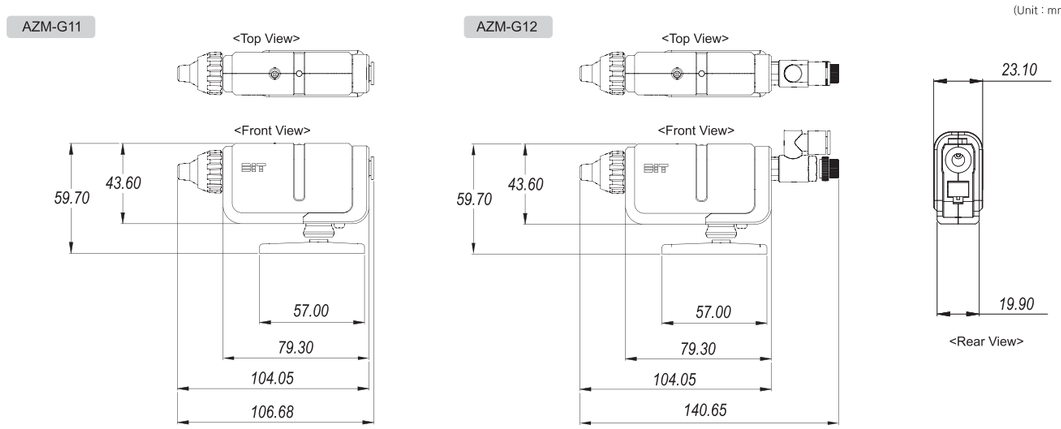

ION GUN

AZM-G1G

제품사양 / Product Specification

Category		Specification
입력 전압 (Input voltage)		DC 24V± 10%
입력 전류 (Input current)		200mA
소비 전력 (Power consumption)		Max. 5W
방전 전압 (Emitter voltage)		±4.0kV
출력 주파수 (Output frequency)		50kHz
이온 발생 방식 (Ion generating method)		Corona discharge
전압 인가 방식 (Voltage application method)		High-Frequency AC
재 질 (Material)		Body : ABS / Emitter pins : Tungsten
방전핀 교체 (Emitter replacement)		Replaceable
이온 밸런스 (Ion balance)		Under average ±15V
공급 에어 (Air)	종 류 (Type)	CDA(Clean dry air), N2
	압 력 (Pressure)	0 ~ 0.5 MPa
	분출력 (Blow-off-force)	128L/cm^2[0.3MPa]
	공급튜브 직경 (Air tube diameter)	Ø6 (Outside)
오존발생량 (Ozone generation)		Under 0.05ppm
사용온도 (Ambient temperature)		0℃ ~ +50℃ (32~122℉)
사용습도 (Ambient humidity)		35~85%RH (No condensation)

※ 제품의 사양은 성능 개선을 위하여 별도의 통보 없이 변경될 수 있습니다.
Specification is subject to change without notice for the improvement of product performance.

제품장점 / Advantages

알람 출력 기능
High voltage alarm output



간단한 청소 및 유지관리
Easy cleaning and maintenance

제품성능 / Product Performances

Relation between Supply Air Pressure and Decay Time

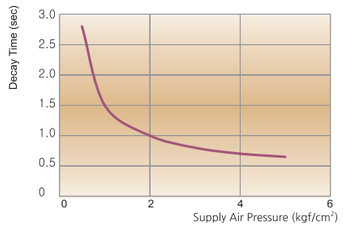

Air purge : 0.3MPa, Distance : 150mm, Measurement condition : 1kV → 0.1kV,
Charged plate dimensions : 150mm x 150mm, Capacity : 20pF

※ 상기 성능그래프는 당사 실험실 기준입니다.
(This graph is based on our laboratory environment testing.)

제품외관도 / Dimensions

(Unit : mm)

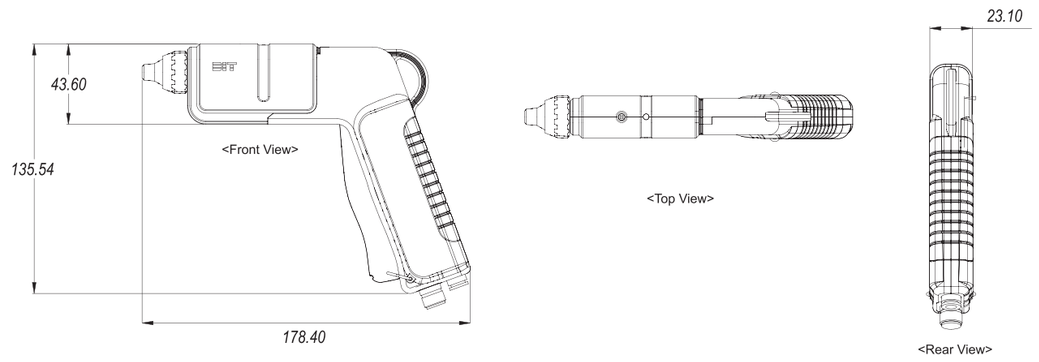

CHARGED-PLATE MONITOR

ARC-P102ZB

제품사양 / Product Specification

Category		Specification
컨트롤러 (Controller)	규 격(Dimension)	63mm(H) x 125mm(W) x 154mm(D)
	무 게(Weight)	<1.2Kg
플래이트 (Plate)	규 격(Dimension)	150mm (H) x 150mm (W) x 43mm (D)
	정전용량(Capacitance)	20pF ± 2pF
	무 게(Weight)	<0.8Kg
센서 (Sensor)		Oscillating chopper type (DIT)
입력 전압 (Input voltage)		12Vdc ± 10%
입력 전류 (Input current)		1A
충전지 사양 (Battery specification)		NiMH 7.2V 6 pack
충전 시간 (Battery charging time)		3hrs (Until full charge)
사용 시간 (Battery use time)		8hrs (Full charge statement)
이온밸런스 측정 (Float mode)	거 리 (Range)	0 to ±1100V DC or peack AC
	Bandwidth(-3dB)	DC to 80Hz
	안정성 (Stability)	< 10% of initial voltage with 5 minutes [40% RH at 25℃]
제전속도 측정 (Decay-time mode)	Start/Stop accuracy	2L/min (±10%) [Under 0.1MPa]
	Time resolution	0.1sec (0.1~999.9sec)
	거 리 (Range)	Start voltage : ±1 ~ ±1000V / Available 1V inetrvers. Stop voltage : 0 ~ ±999V / Available 1V inetrvers.
재 질 (Materiel)	컨트롤러 (Controller)	SUS 1.2T
	플래이트 (Plate)	SUS 1.2T
기 능 (Function)		(+) Decay-time, (-) Decay-time, Reset
디스플레이 (Display)		FND 2 set (Plate-voltage, Decay-time)
통신 사양		USB communication
사용 온도 (Ambient temperature)		5℃ ~ 35℃
사용 습도 (Ambient humidity)		RH 80% under (No condensation)
보관 온도 (Storage temperature)		0℃ ~ +50℃ (32~122˚F)
보관 습도 (Storage humidity)		RH 80% under (No condensation)

※ 제품의 사양은 성능 개선을 위하여 별도의 통보 없이 변경될 수 있습니다.
Specification is subject to change without notice for the improvement of product performance.

제품장점 / Advantages

플레이트 손잡이 구조와 본체(컨트롤러)의 소형/경량화로 휴대성 증대
Improving Portability, Minimizing Structure of Plate Handle and Controller



무상 제공 프로그램을 이용한 PC에서의 측정값 확인 및 저장 가능
Real Time Monitoring and Data Logging in Computer by Free Software

CHARGED-PLATE MONITOR

측정 그래프 / Measurement Graph

Ion Balance

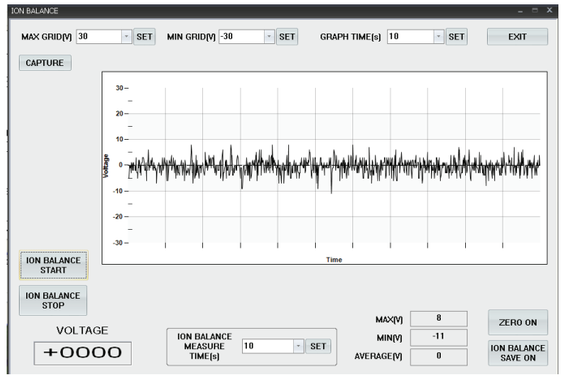

Decay Time

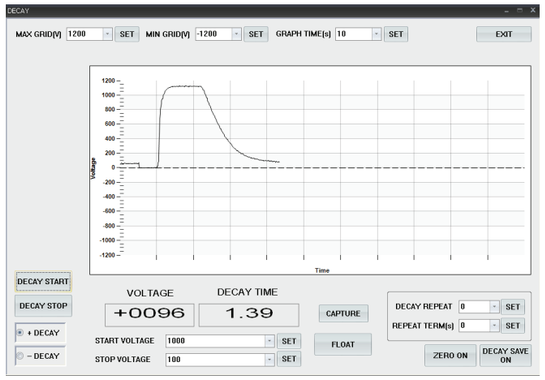

※ 이온밸런스 또는 제전시간(Decay time) 측정 전 정확한 데이터를 얻기 위하여 컨덕티브 플레이트부를 접지시킨 후 전면의 리셋 버튼을 1초 이상 길게 눌러 "Zero" 셋팅을 실시한 후 사용하세요.
※ In order to obtain accurate data, please use zero setting to press the reset button after earth conductive plate.

※ 상기 성능그래프는 당사 실험실 기준입니다. (This graph is based on our laboratory environment testing.)

제품외관도 / Dimensions

(Unit : mm)

Controller

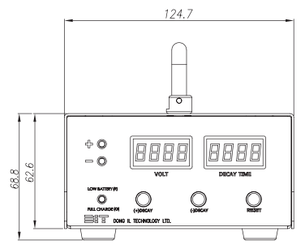

<Front View>

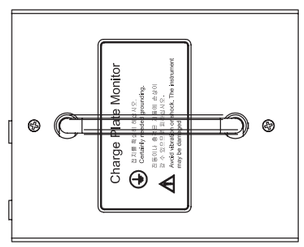

<Top View>

Charging Plate

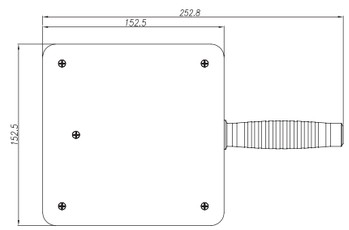

<Top View>

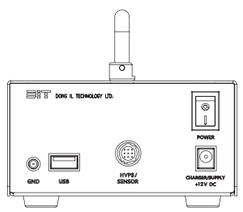

<Rear View>

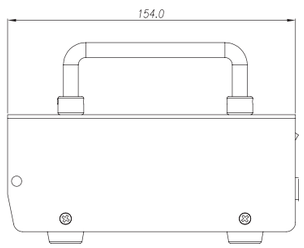

<Side View>

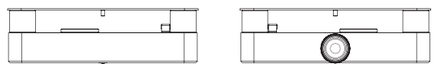

<Front View> <Rear View>

<Side View>

ION - BALANCE CHECKER

ARS-M002ZA

제품사양 / Product Specification

Category	Specification
제품 규격 (Dimension)	65mm(W) x 55.4mm(H) x 24.3mm(D)
입력 전압 (Input voltage)	12~24V
센 서 (Sensor)	Oscillating chopper type(DIT)
측정 범위 (Sensing range)	LED 1 on :±10V upper ±50V under LED 1,2 on :±50V upper ±100V under LED 1,2,3 on :±100V upper
응답 속도 (Response time)	1sec
기 능 (Function)	Ion balance check
디스플레이 (Display)	Color LED
재 질 (Material)	ABS (Conductive)
통 신 (Communication)	Analog output (1~5V)
사용온도 (Ambient temperature)	10℃ ~ 40℃ (50~104℉)
사용습도 (Ambient humidity)	0~60%RH (No condensation)

※ 제품의 사양은 성능 개선을 위하여 별도의 통보 없이 변경될 수 있습니다.
Specification is subject to change without notice for the improvement of product performance.

제품장점 / Advantages

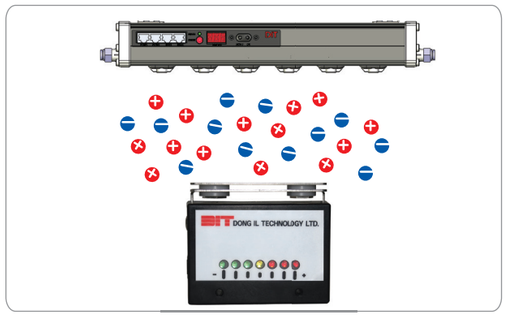

제전기 하단, 제품이 지나는 거리에서 이온밸런스 편향 여부/정도 측정
Monitoring ion-balance, installing close to the object

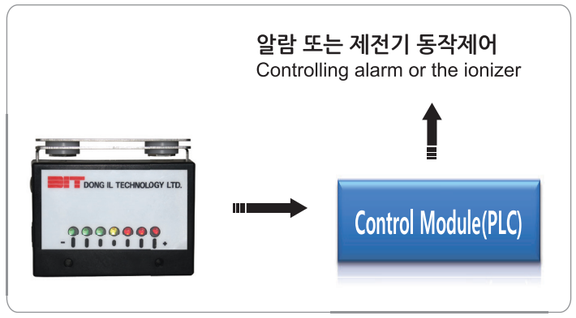

측정 데이터와 비례하는 아날로그 신호가 출력되므로, PLC등의 외부 제어모듈과 연동하여 관리 가능
Connectable to external control module(PLC) by analog signal proportional to a measured data

제품외관도 / Dimensions

(Unit : mm)

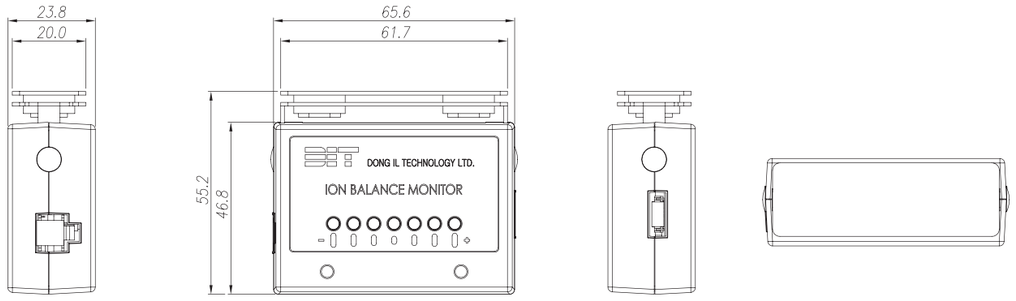

<Side View> <Front View> <Side View> <Top View>

HAND-HELD ELECTROSTATIC FIELDMETER

ARS-H002ZA

제품사양 / Product Specification

Category	Specification	
입력 전압 (Input voltage)	9V±10% (Alkaline battery use)	
센서 (Sensor)	Oscillating chopper type (DIT)	
측정 거리 (Distance)	25mm (±0.5mm)	
측정 범위 (Range / Autochange)	정밀모드 (Precise mode)	±2kV (±10%)
	확장모드 (Expanded mode)	±20kV (±10%)
	이온밸런스 측정모드 (Ion balance mode)	±300V (±10%)
해상도 (Resolution)	전위 측정모드 (Electrostatic voltage mode)	10V (-1.99kV~+1.99kV)
		100V (<-20.0kV, >+20.0kV)
	이온밸런스 측정모드 (Ion balance mode)	1V
응답 속도 (Response time)	1sec	
디스플레이 (Display)	HTN-LCD	
통 신 (Communication)	USB communication	
사용온도 (Ambient temperature)	0℃ ~ +50℃ (32~122℉)	
사용습도 (Ambient humidity)	35~85%RH (No condensation)	

※ 제품의 사양은 성능 개선을 위하여 별도의 통보 없이 변경될 수 있습니다.
Specification is subject to change without notice for the improvement of product performance.

제품장점 / Advantages



헤더부 회전기능 / 이온 플레이트 회전구조로 측정 편리성 강화
Rotatable header makes measuring electrostatic more convenient in any place.

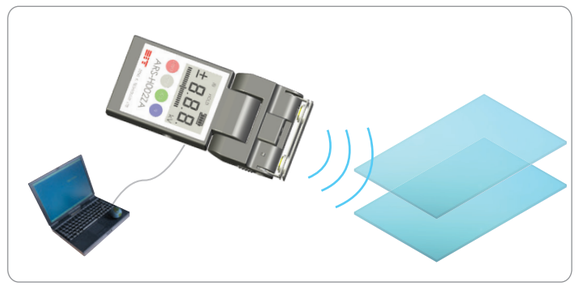

PC와 연결하여 실시간 모니터링 / 저장 가능. (USB포트를 이용하여 측정값 전달)
Real time monitoring and data logging in computer through a USB port

제품외관도 / Dimensions

(Unit : mm)

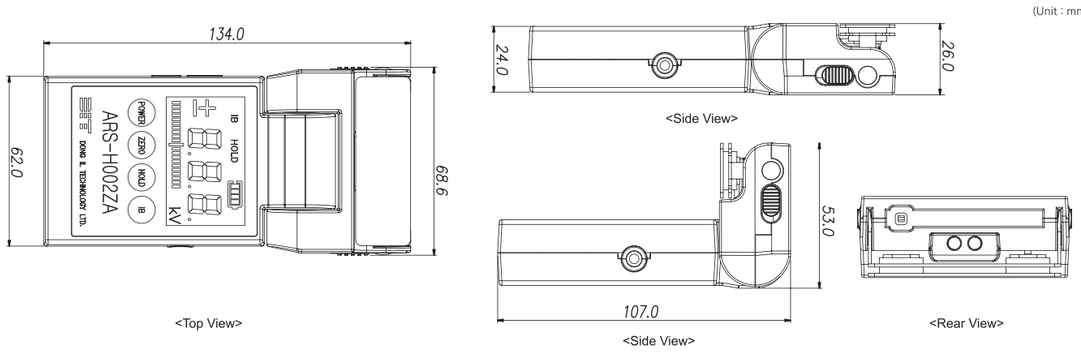

<Top View> <Side View> <Side View> <Rear View>

ELECTROSTATIC FIELDMETER

ARS-S005

제품사양 / Product Specification

Category		
입력 전압 (Input voltage)	DC 24V ±10%	
입력 전류 (Input current)	130mA	
소비 전력 (Power consumption)	Max 3W	
센 서 (Sensor)	Oscillating chopper type (DIT)	
측정 거리 (Distance)	정밀모드 (Precise mode)	25mm (±0.5)
	확장모드 (Expanded mode)	50~700mm (±0.5mm)
측정 범위 (Range)	정밀모드 (Precise mode)	±2kV (±5%)
	확장모드 (Expanded mode)	50~300mm:±20kV (±10%) 301~700mm:±20kV (±20%)
해상도 (Resolution)	정밀모드 (Precise mode)	1V
	확장모드 (Expanded mode)	10V
선형도 (Linearity)	±5% F.S	
응답 속도 (Response time)	20ms (Can be programmed)	
아날로그 출력 (Analog output)	ARS-S005W1	Output voltage (1~5v)
	ARS-S005U1	Output voltage (0~5v)
	ARS-S005C1	Output current (4~20mA)
통 신 (Communication)	RS-485	
사용온도 (Ambient temperature)	0℃ ~ +50℃ (32~122℉)	
사용습도 (Ambient humidity)	35~85%RH (No condensation)	

※ 제품의 사양은 성능 개선을 위하여 별도의 통보 없이 변경될 수 있습니다.
Specification is subject to change without notice for the improvement of product performance.

제품장점 / Advantages

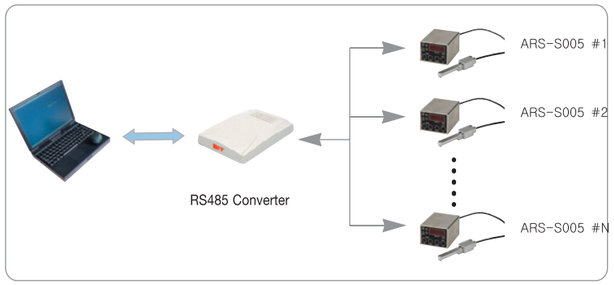

1대의 컴퓨터로 최대 30대의 ARS-S005 시리즈를 실시간 모니터링 할 수 있습니다. [RS485통신 사용]
User can monitor up to 30 ARS-S005 Series units in real-time with one computer. [Using RS485]

모니터링 프로그램 무료제공 (※ 별도의 UI 변경/제작 불가)
Free monitoring program can be down-loaded on web-site (※ Customizing UI is not available)

제품외관도 / Dimensions

(Unit : mm)

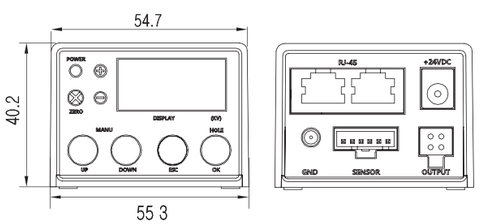

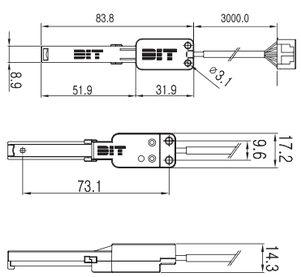

ELECTROSTATIC FIELDMETER

ARM-S050 Series

제품사양 / Product Specification

Category	Specification		
	전위 센서 (Electrostatic fieldmeter)		초음파 센서 (Ultrasonic sensor)
입력 전압 (Input voltage)	+24VDC(±10%)		
소비전류 (Current consumption)	<150㎃		
센서(Sensor)	Oscillating chopper type (DIT)		Reflex type
측정 거리 (Sensing distance)	정밀모드 (Precise)	25㎜(±0.5)	50~500㎜ (Target :100*100 plate)
	확장모드(Expanded)	50~500㎜(±0.5) (1㎜ interval)	
측정 범위 (Range)	정밀모드 (Precise)	±2kV (±5%)	
	확장모드 (Expanded)	±20kV (±10%)	
해상도 (Resolution)	정밀모드 (Precise)	1V	0.5mm
	확장모드 (Expanded)	10V	
정확도 (Accuracy)	정밀모드 (Precise)	±2㎸ (±5%)	
	확장모드 (Expanded)	50~300㎜ : ±20㎸ (±10%) 301~500㎜ : ±20㎸ (±20%)	
선형도 (Linearity)	±5% F.S		
응답 속도 (Response time)	200ms (Can be programmed)		
아날로그 출력 (Analog output)	ARM-S050W1 (1~5V)		None
	ARM-S050U1 (0~5V)		
	ARM-S050C1 (4~20㎃)		
통 신 (Communication)	RS-485 Wire(30m) communication		
디스플레이 (Display)	4-DIGIT FND		
외관 (Case)	ABS		Glass -Epoxy
사용온도 (Ambient temperature)	0℃~50℃		
사용습도 (Ambient humidity)	35~85%RH (No condensation)		

※ 제품의 사양은 성능 개선을 위하여 별도의 통보 없이 변경될 수 있습니다.
Specification is subject to change without notice for the improvement of product performance.

제품장점 / Advantages

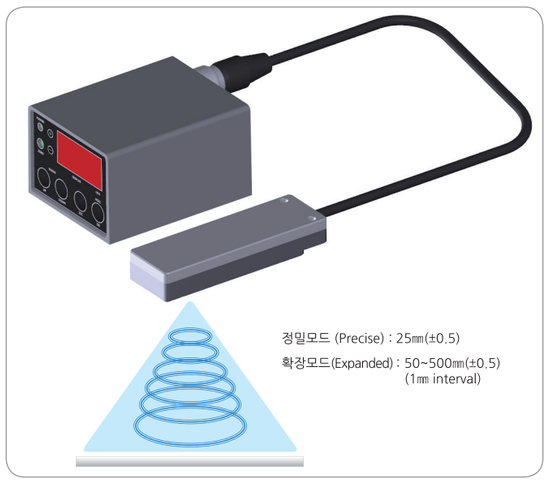

거리에 따른 대전체의 전위값이 자동으로 보정됩니다.
Electrostatic measurement value is automatically revised depending on distance of target.

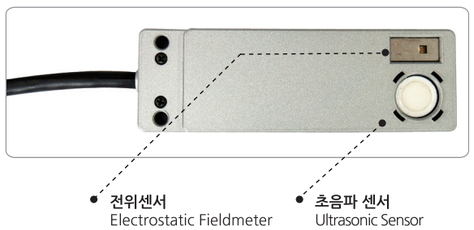

전위센서와 거리센서가 일체화되었습니다.
Measuring electrostatic and distance simultaneously.

ELECTROSTATIC FIELDMETER

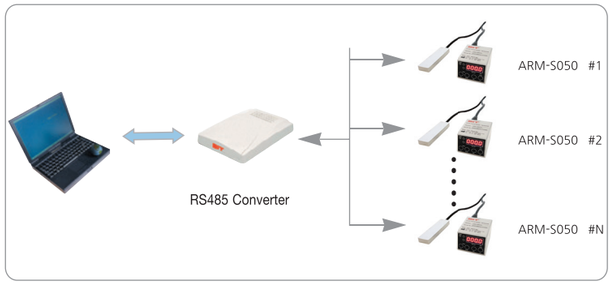

1대의 컴퓨터로 최대 30대의 ARM-S050 시리즈를 실시간 모니터링 할 수 있습니다. [RS485통신 사용]
User can monitor up to 30 ARM-S050 Series units in real-time with one computer. [Using RS485]

모니터링 프로그램 무료제공 (※ 별도의 UI 변경/제작 불가)
Free monitoring program can be down-loaded on web-site (※ Customizing UI is not available)

측정 그래프 / Measurement Graph

Electrostatic Measurement Value with Distance (Before Correction)

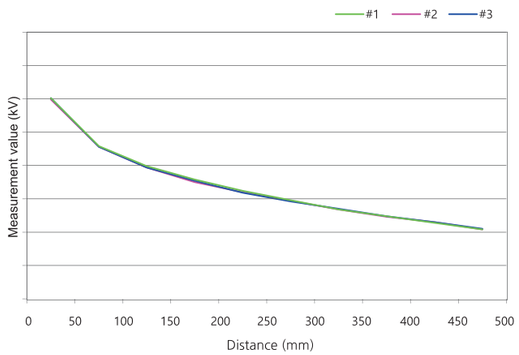

Charged plate dimensions : 1500mm x 1500mm, Charged plate voltage : 3kV

Electrostatic Measurement Value with Distance (After Correction)

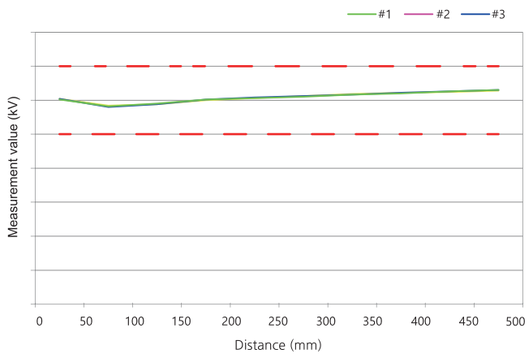

Charged plate dimensions : 1500mm x 1500mm, Charged plate voltage : 3kV

※ 상기 성능그래프는 당사 실험실 기준입니다. (This graph is based on our laboratory environment testing.)

제품외관도 / Dimensions

(Unit : mm)

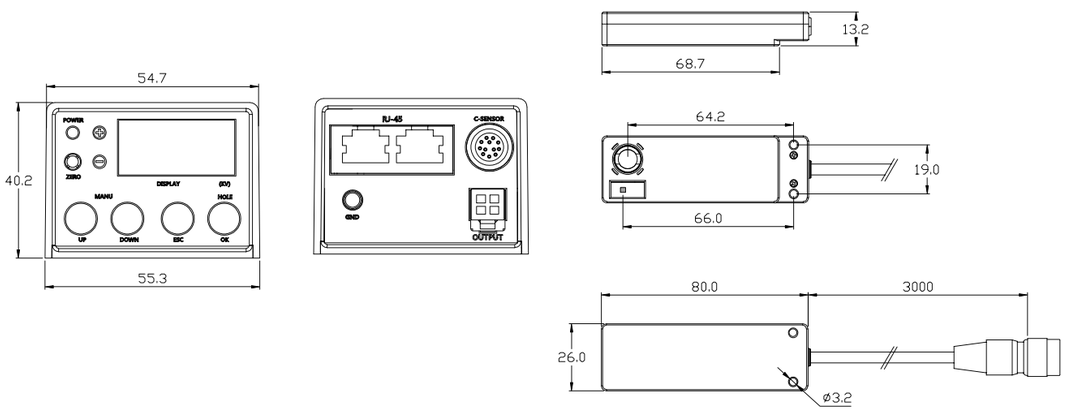

DONG IL TECHNOLOGY LTD.
株式会社 東日技研

28, Namyang-ro 930beon-gil,
Hwaseong-si, Gyeonggi-do, Korea
URL. www.dongiltech.co.kr
TEL. 82-31-299-5454
FAX. 82-31-357-2610

DONG IL TECHNOLOGY LTD.

株式会社 東日技研

28, Namyang-ro 930beon-gil,
Hwaseong-si, Gyeonggi-do, Korea
URL. www.dongiltech.co.kr
TEL. 82-31-299-5454
FAX. 82-31-357-2610

2312