


★ Metal-headed





★ Plastic-headed





Seperated modulars Head

★ Head-metal





★ Head-plastic



Adaptor  
 Metal



Plastic



Base



Accessories

Bulbs



Warning Label



Water-proof enclosure





## NP2 Series

### 1. General

Electric ratings: AC50/60Hz, AC380V/DC220V;  
 Degree of protection: IP40  
 Standard: IEC/EN60947-5-1

### 2. Operating conditions

- 2.1 Ambient temperature is -5°C~+40°C, the average temperature during 24 hours couldn't exceed +35°C.
- 2.2 Altitude: ≤2000m.
- 2.3 Atmosphere condition: Relative humidity of the atmosphere couldn't exceed 50% when the highest temperature is +40°C; much higher relative humidity is allowable under the condition of lower temperature, for example, when the temperature reaches +20°C, the relative humidity is up to 90%. As for dews, which contingently appear due to change of temperature, special steps should be taken.
- 2.4 Pollution degree: 3
- 2.5 Overvoltage category: II
- 2.6 Tightening torque is 0.8~1.2N·m for the cable terminals. Cross section of the cable connection is 0.5~2.5mm<sup>2</sup>, and 8mm conductor length is needed.

### 3. Technical data

- 3.1 Rated insulation voltage  $U_i$  : 415V
- 3.2 Conventional thermal current  $I_{th}$ : 10A

Rated operational voltage $U_e$ (V)	Rated operational current $I_e$ (A)	
	AC-15	DC-13
415	1.9	-
240	3	0.27
125	-	0.55

### 3.3 Durability

Electric life: Flush-headed and mushroom-headed type: AC 5×10<sup>5</sup> operation circles, DC 2×10<sup>5</sup> operation circles; other type: 1×10<sup>5</sup> operation circles; Mechanical life: flush-headed and mushroom-headed type: 1 million operation circles, button with light: 3×10<sup>5</sup> operation circles; other type: 1×10<sup>5</sup> operation circles.

### 3.4 Short-circuit protective device: NT00-16 16A

### 4. Data of lamps of illuminated button

Basic parameters	Direct type
	LED lamp
Rated operational current $I_e$	$I_e \leq 20\text{mA}$
Rated operational voltage (V)	AC/DC 6, 12, 24, 48, 110, 230
Power supply rated operational current $I_e$	$I_e \leq 20\text{mA}$
Rated operational voltage (V)	AC/DC 230, 380

### 5. Features

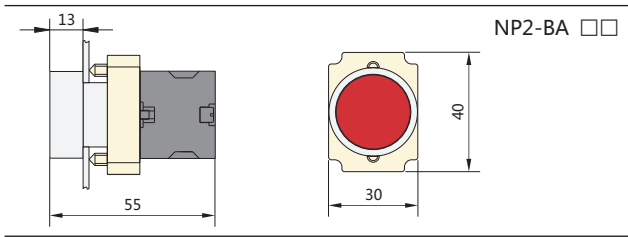
- 5.1 No-dismounting of the button from the front side thanks to anti-moving operating part of metal type button;
- 5.2 Reliable contacting could be ensured because of dual functions of circuit switching and self-cleaning for all contacting points;
- 5.3 NC and NO contacting assemblies are independent to each other, and could be freely combined for convenient replacement;
- 5.4 Concealed connection terminals make the operation safe and reliable. Elegant appearance due to adoption of Aluminum and Zinc alloy in metal type button operating parts and bases.

### 6. NP2 Series

NP2-BA □□	Model	Color	NO	NC
	NP2-BA11	White	1	—
	NP2-BA21	Black	1	—
	NP2-BA31	Green	1	—
	NP2-BA41	Red	1	—
	NP2-BA51	Yellow	1	—
	NP2-BA61	Blue	1	—
	NP2-BA12	White	—	1
	NP2-BA22	Black	—	1
	NP2-BA32	Green	—	1
	NP2-BA42	Red	—	1
	NP2-BA52	Yellow	—	1
	NP2-BA62	Blue	—	1



Dimensions (mm)



NP2-BA □□□□	Model	Color	⏏	⏏
	NP2-BA3311		1	—
	NP2-BA2365		1	1
	NP2-BA4322		—	1
	NP2-BA2351		1	—
	NP2-BA1345		1	1

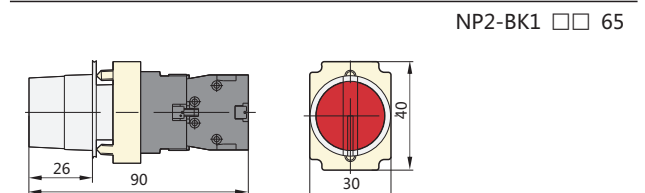
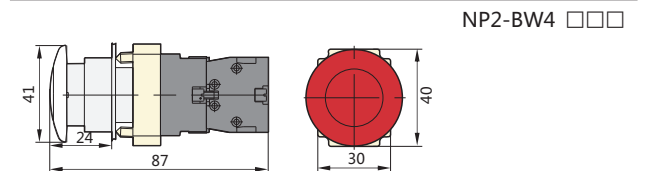
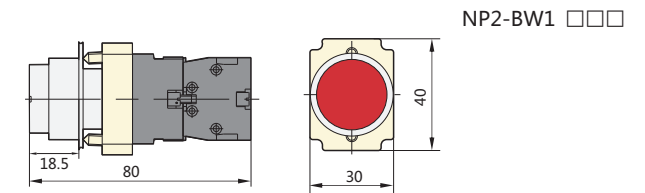
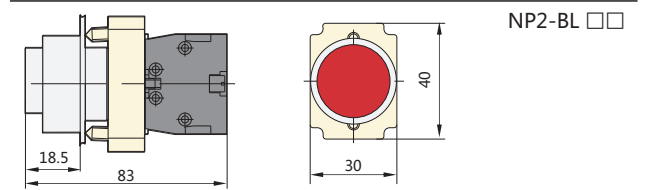
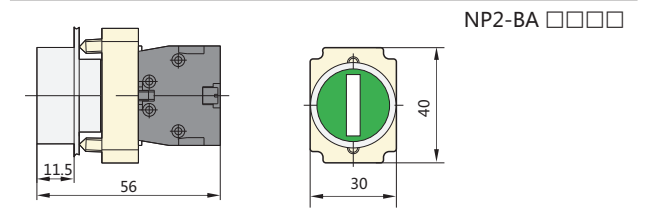
NP2-BL □□	Model	Color	⏏	⏏
	NP2-BL42		—	1
	NP2-BL31		1	—
	NP2-BL55		1	1
	NP2-BL65		1	1
	NP2-BL15		1	1
	NP2-BL21		1	—

NP2-BW1 □□□	Model	Color	⏏	⏏	Note
	NP2-BW1161 6V LED		1	—	Direct 6V~230V
	NP2-BW1361 6V LED		1	—	
	NP2-BW1462 6V LED		—	1	
	NP2-BW1561 6V LED		1	—	
	NP2-BW1661 6V LED		1	—	

NP2-BW4 □□□	Model	Color	⏏	⏏	Note
	NP2-BW4161 6V LED		1	—	Direct 6V~230V
	NP2-BW4361 6V LED		1	—	
	NP2-BW4462 6V LED		—	1	
	NP2-BW4561 6V LED		1	—	
	NP2-BW4661 6V LED		1	—	



NP2-BK1 □□65	Model	Color	⏏	⏏	Note
	NP2-BK12365 6V LED		1	1	Two-position locked
	NP2-BK12465 6V LED		1	1	
	NP2-BK12565 6V LED		1	1	
	NP2-BK13365 6V LED		1	1	
	NP2-BK13465 6V LED		1	1	
	NP2-BK13565 6V LED		1	1	

NP2-BA □□	Model	Color	⏏	⏏
	NP2-BA13		2	—
	NP2-BA23		2	—
	NP2-BA33		2	—
	NP2-BA43		2	—
	NP2-BA53		2	—
	NP2-BA63		2	—
	NP2-BA14		—	2
	NP2-BA24		—	2
	NP2-BA34		—	2
	NP2-BA44		—	2
	NP2-BA54		—	2
	NP2-BA64		—	2
	NP2-BA15		1	1
	NP2-BA25		1	1
	NP2-BA35		1	1
	NP2-BA45		1	1
NP2-BA55		1	1	
NP2-BA65		1	1	

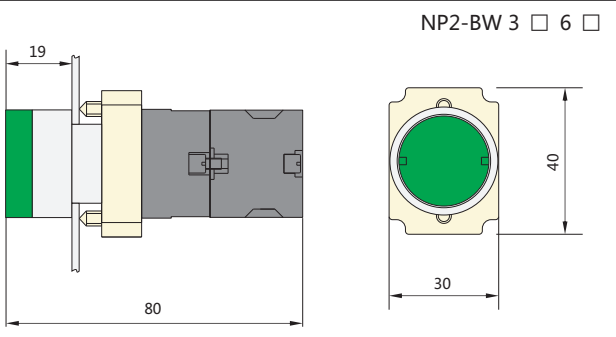





★ Momentary Flush Pushbutton (Illuminated)

NP2-BW □□	Lamp-Voltage	Model	Color		
	LED : AC /DC 6V, 12V, 24V, 36V, 48V, 110V, 230V	NP2-BW3161 LED	○	1	—
		NP2-BW3361 LED	●	1	—
		NP2-BW3461 LED	●	1	—
		NP2-BW3561 LED	●	1	—
		NP2-BW3661 LED	●	1	—
		NP2-BW3162 LED	○	—	1
		NP2-BW3362 LED	●	—	1
		NP2-BW3462 LED	●	—	1
		NP2-BW3562 LED	●	—	1
	LED : AC /DC 6V, 12V, 24V, 36V, 48V, 110V, 230V	NP2-BW3163 LED	○	2	—
		NP2-BW3363 LED	●	2	—
		NP2-BW3463 LED	●	2	—
		NP2-BW3563 LED	●	2	—
		NP2-BW3663 LED	●	2	—
		NP2-BW3164 LED	○	—	2
		NP2-BW3364 LED	●	—	2
		NP2-BW3464 LED	●	—	2
		NP2-BW3564 LED	●	—	2
		NP2-BW3664 LED	●	—	2
LED : AC/DC 6V, 12V, 24V, 36V, 48V, 110V, 230V	NP2-BW3165 LED	○	1	1	
	NP2-BW3365 LED	●	1	1	
	NP2-BW3465 LED	●	1	1	
	NP2-BW3565 LED	●	1	1	
	NP2-BW3665 LED	●	1	1	


Dimensions (mm)




★ φ 60 Momentary Mushroom (non-illuminated)

NP2-BR □□	Model	Color		
	NP2-BR11	○	1	—
	NP2-BR21	●	1	—
	NP2-BR31	●	1	—
	NP2-BR41	●	1	—
	NP2-BR51	●	1	—
	NP2-BR61	●	1	—
	NP2-BR12	○	—	1
	NP2-BR22	●	—	1
	NP2-BR32	●	—	1
	NP2-BR42	●	—	1
	NP2-BR52	●	—	1
	NP2-BR62	●	—	1

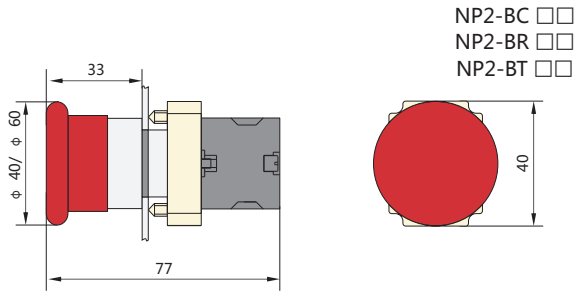
★ φ 40 Momentary Mushroom (non-illuminated)

NP2-BC □□	Model	Color		
	NP2-BC11	○	1	—
	NP2-BC21	●	1	—
	NP2-BC31	●	1	—
	NP2-BC41	●	1	—
	NP2-BC51	●	1	—
	NP2-BC61	●	1	—
	NP2-BC12	○	—	1
	NP2-BC22	●	—	1
	NP2-BC32	●	—	1
	NP2-BC42	●	—	1
	NP2-BC52	●	—	1
	NP2-BC62	●	—	1



★ Φ40 Mushroom push-pull(non-illuminated)

NP2-BT □□	Model	Color		
	NP2-BT42	●	—	1

Dimensions (mm)



★ Double-headed flush momentary button (Non-illuminated)

NP2-BL8 □□	Lamp-Voltage	Model	Color		
	-----	NP2-BL8325	● + ●	1	1
	-----	NP2-BL8425	● + ●	1	1

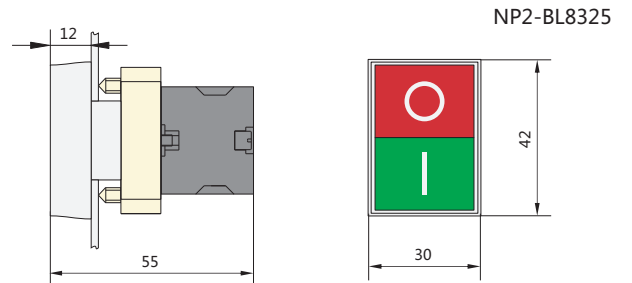
NP2-BC □□	Model	Color		
	NP2-BC13	○	2	—
	NP2-BC23	●	2	—
	NP2-BC33	●	2	—
	NP2-BC43	●	2	—
	NP2-BC53	●	2	—
	NP2-BC63	●	2	—
	NP2-BC14	○	—	2
	NP2-BC24	●	—	2
	NP2-BC34	●	—	2
	NP2-BC44	○	—	2
	NP2-BC54	●	—	2
	NP2-BC64	●	—	2
	NP2-BC15	○	1	1
	NP2-BC25	●	1	1
	NP2-BC35	●	1	1
	NP2-BC45	●	1	1
	NP2-BC55	●	1	1
	NP2-BC65	●	1	1




NP2-BR □□	Model	Color		
	NP2-BR13	○	2	—
	NP2-BR23	●	2	—
	NP2-BR33	●	2	—
	NP2-BR43	●	2	—
	NP2-BR53	●	2	—
	NP2-BR63	●	2	—
	NP2-BR14	○	—	2
	NP2-BR24	●	—	2
	NP2-BR34	●	—	2
	NP2-BR44	●	—	2
	NP2-BR54	●	—	2
	NP2-BR64	●	—	2
	NP2-BR15	○	1	1
	NP2-BR25	●	1	1
	NP2-BR35	●	1	1
	NP2-BR45	●	1	1
	NP2-BR55	●	1	1
	NP2-BR65	●	1	1



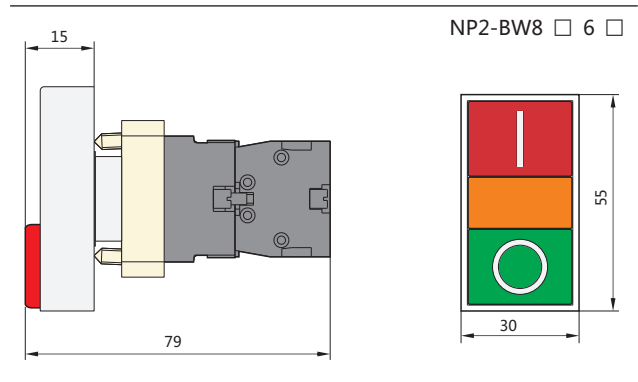
Dimensions (mm)





★ Double-headed flush momentary button (Illuminated)

NP2-BW8 □□	Lamp-Voltage	Model	Color	⏏	⏏
	LED : AC/DC 6V, 12V, 24V, 36V, 48V, 110V, 230V	NP2-BW8465	● + ●	1	1

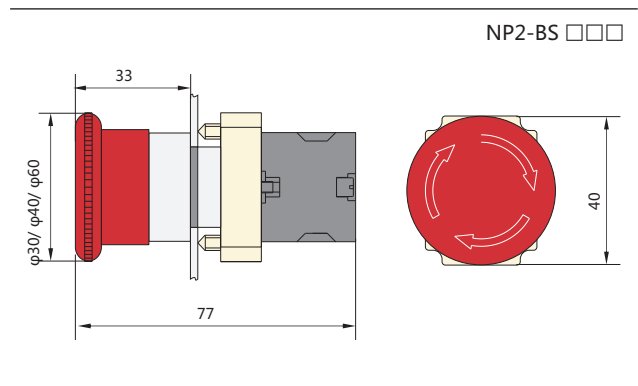
Dimensions (mm)




★ Mushroom button latching, turn to release(Non-illuminated)

NP2-BS □□	Mushroom -Diameter	Model	Color	⏏	⏏
	φ 30	NP2-BS441	●	1	—
		NP2-BS442	●	—	1
	φ 40	NP2-BS541	●	1	—
		NP2-BS542	●	—	1
	φ 60	NP2-BS641	●	1	—
		NP2-BS642	●	—	1
	φ 30	NP2-BS443	●	2	—
		NP2-BS444	●	—	2
φ 40	NP2-BS543	●	2	—	
	NP2-BS544	●	—	2	
φ 60	NP2-BS643	●	2	—	
	NP2-BS644	●	—	2	
		NP2-BS645	●	1	1

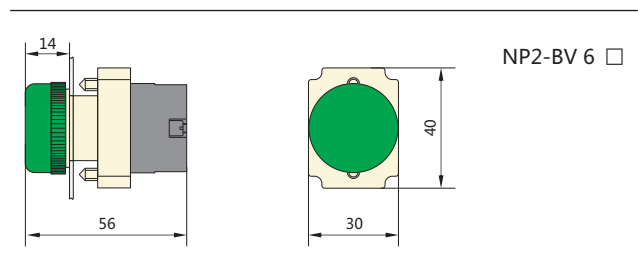
Dimensions (mm)










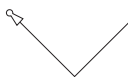
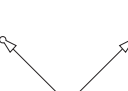
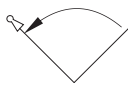
★ Indicator

NP2-BV □□	Lamp-Voltage	Model	Color
	LED: AC 6V, 12V, 24V, 36V, 48V, 110V, 230V	NP2-BV61	○
		NP2-BV63	●
		NP2-BV64	●
		NP2-BV65	●
		NP2-BV66	●
















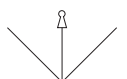


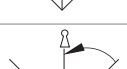
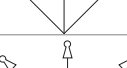


Dimensions (mm)



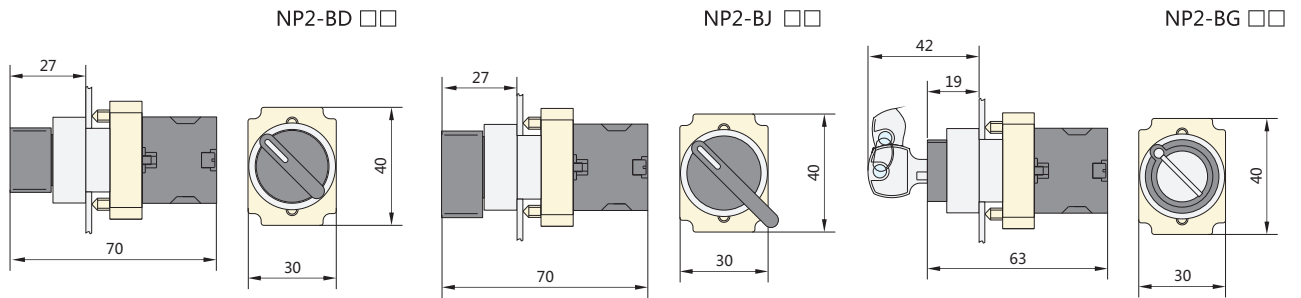
★ Selector Switches (2 positions)-(Non-illuminated)

NP2-BD (J, G) □□	Metal	Selector Switches	↙	↘
	NP2-BD21		1	—
	NP2-BD22		—	1
	NP2-BD23		2	—
	NP2-BD24		—	2
	NP2-BD25		1	1
	NP2-BD41		1	—
	NP2-BD42		—	1
	NP2-BD43		2	—
	NP2-BD44		—	2
	NP2-BD45		1	1
	NP2-BJ21		1	—
	NP2-BJ22		—	1
	NP2-BJ23		2	—
	NP2-BJ24		—	2
	NP2-BJ25		1	1
	NP2-BJ41		1	—
	NP2-BJ42		—	1
	NP2-BJ43		2	—
	NP2-BJ44		—	2
	NP2-BJ45		1	1
	NP2-BG21		1	—
	NP2-BG22		—	1
	NP2-BG23		2	—
	NP2-BG24		—	2
	NP2-BG25		1	1
	NP2-BG21B		1	—
	NP2-BG22B		—	1
	NP2-BG23B		2	—
	NP2-BG24B		—	2
	NP2-BG25B		1	1
	NP2-BG41		1	—
	NP2-BG42		—	1
	NP2-BG43		2	—
	NP2-BG44		—	2
	NP2-BG45		1	1

★ Selector Switches (3 positions)-(Non-illuminated)

NP2-BD (J, G) □□	Metal	Selector Switches	↙	↘	
	NP2-BD33		2	—	
	NP2-BD34		—	2	
	NP2-BD35		1	1	
	NP2-BD73		2	—	
	NP2-BD74		—	2	
	NP2-BD75		1	1	
	NP2-BD53		2	—	
	NP2-BD54		—	2	
	NP2-BD55		1	1	
	NP2-BD83		2	—	
NP2-BD84		—	2		
NP2-BD85		1	1		
	NP2-BJ33		2	—	
	NP2-BJ34		—	2	
	NP2-BJ35		1	1	
	NP2-BJ73		2	—	
	NP2-BJ74		—	2	
	NP2-BJ75		1	1	
	NP2-BJ53		2	—	
	NP2-BJ54		—	2	
	NP2-BJ55		1	1	
	NP2-BJ83		2	—	
	NP2-BJ84		—	2	
	NP2-BJ85		1	1	
		NP2-BG33		2	—
		NP2-BG34		—	2
		NP2-BG35		1	1
NP2-BG73		2		—	
NP2-BG74			—	2	
NP2-BG75			1	1	
NP2-BG53			2	—	
NP2-BG54			—	2	
NP2-BG55			1	1	
NP2-BG83			2	—	
NP2-BG84			—	2	
NP2-BG85			1	1	
NP2-BG33D			2	—	
NP2-BG34D			—	2	
NP2-BG35D			1	1	

Dimensions (mm)

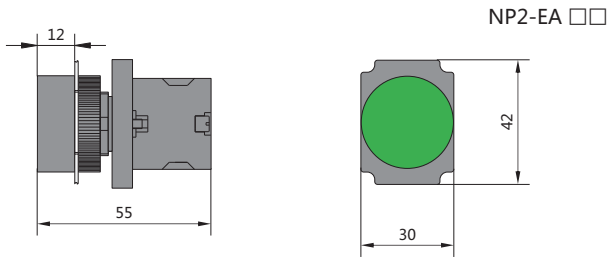


★ Momentary Flush Pushbutton (Non-illuminated)

NP2-EA □□	Model	Color		
	NP2-EA11	○	1	—
	NP2-EA21	●	1	—
	NP2-EA31	●	1	—
	NP2-EA41	●	1	—
	NP2-EA51	●	1	—
	NP2-EA61	●	1	—
	NP2-EA12	○	—	1
	NP2-EA22	●	—	1
	NP2-EA32	●	—	1
	NP2-EA42	●	—	1
	NP2-EA52	●	—	1
	NP2-EA62	●	—	1



Dimensions (mm)



★ Momentary Flush Pushbutton (Illuminated)

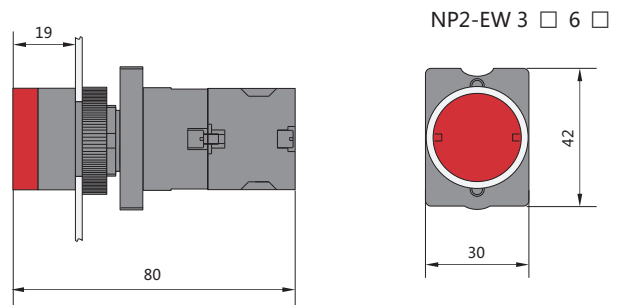
NP2-EW3 □□	Lamp-Voltage	Model	Color		
	LED: AC/DC 6V, 12V, 24V, 36V, 48V, 110V, 230V	NP2-EW3161	○	1	—
		NP2-EW3361	●	1	—
		NP2-EW3461	●	1	—
		NP2-EW3561	●	1	—
		NP2-EW3661	●	1	—
		NP2-EW3162	○	—	1
		NP2-EW3362	●	—	1
		NP2-EW3462	●	—	1
		NP2-EW3562	●	—	1
		NP2-EW3662	●	—	1
		NP2-EW3165	○	1	1
		NP2-EW3365	●	1	1
		NP2-EW3465	●	1	1
		NP2-EW3565	●	1	1
		NP2-EW3665	●	1	1





NP2-EA □□	Model	Color		
	NP2-EA13	○	2	—
	NP2-EA23	●	2	—
	NP2-EA33	●	2	—
	NP2-EA43	●	2	—
	NP2-EA53	●	2	—
	NP2-EA63	●	2	—
	NP2-EA14	○	—	2
	NP2-EA24	●	—	2
	NP2-EA34	●	—	2
	NP2-EA44	●	—	2
	NP2-EA54	●	—	2
	NP2-EA64	●	—	2
	NP2-EA15	○	1	1
	NP2-EA25	●	1	1
	NP2-EA35	●	1	1
	NP2-EA45	●	1	1
	NP2-EA55	●	1	1
	NP2-EA65	●	1	1





Dimensions (mm)



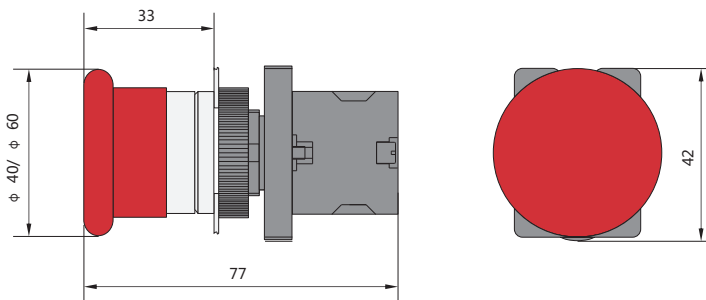
★ Φ40 Momentary Mushroom button -(Non-illuminated)

NP2-EC □□	Model	Color	⎓	⎓
	NP2-EC11	○	1	—
	NP2-EC21	●	1	—
	NP2-EC31	●	1	—
	NP2-EC41	●	1	—
	NP2-EC51	●	1	—
	NP2-EC61	●	1	—
	NP2-EC12	○	—	1
	NP2-EC22	●	—	1
	NP2-EC32	●	—	1
	NP2-EC42	●	—	1
	NP2-EC52	●	—	1
	NP2-EC62	●	—	1
	NP2-EC13	○	2	—
	NP2-EC23	●	2	—
	NP2-EC33	●	2	—
	NP2-EC43	●	2	—
	NP2-EC53	●	2	—
	NP2-EC63	●	2	—
	NP2-EC14	○	—	2
	NP2-EC24	●	—	2
	NP2-EC34	●	—	2
	NP2-EC44	●	—	2
	NP2-EC54	●	—	2
	NP2-EC64	●	—	2
	NP2-EC15	○	1	1
	NP2-EC25	●	1	1
	NP2-EC35	●	1	1
	NP2-EC45	●	1	1
	NP2-EC55	●	1	1
	NP2-EC65	●	1	1

★ Φ60 Momentary Mushroom button -(Non-illuminated)

NP2-ER □□	Model	Color	⎓	⎓
	NP2-ER11	○	1	—
	NP2-ER21	●	1	—
	NP2-ER31	●	1	—
	NP2-ER41	●	1	—
	NP2-ER51	●	1	—
	NP2-ER61	●	1	—
	NP2-ER12	○	—	1
	NP2-ER22	●	—	1
	NP2-ER32	●	—	1
	NP2-ER42	●	—	1
	NP2-ER52	●	—	1
	NP2-ER62	●	—	1
	NP2-ER13	○	2	—
	NP2-ER23	●	2	—
	NP2-ER33	●	2	—
	NP2-ER43	●	2	—
	NP2-ER53	●	2	—
	NP2-ER63	●	2	—
	NP2-ER14	○	—	2
	NP2-ER24	●	—	2
	NP2-ER34	●	—	2
	NP2-ER44	●	—	2
	NP2-ER54	●	—	2
	NP2-ER64	●	—	2
	NP2-ER15	○	1	1
	NP2-ER25	●	1	1
	NP2-ER35	●	1	1
	NP2-ER45	●	1	1
	NP2-ER55	●	1	1
	NP2-ER65	●	1	1



Dimensions (mm)



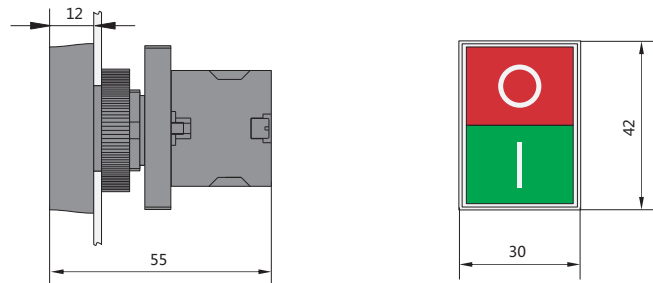
NP2-EC □□  
NP2-ER □□



★ Double-headed flush momentary button -(Non-illuminated)


NP2-EL8 □□	Lamp-Voltage	Model	Color		
	-----	NP2-EL8325	● + ●	1	1
	-----	NP2-EL8425	● + ●	1	1

Dimensions (mm)

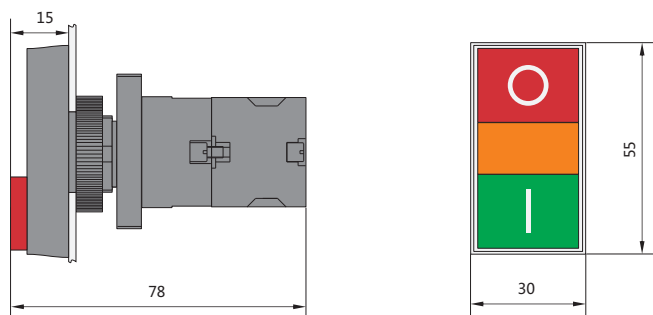


NP2-EL8325

★ Double-headed flush momentary button (Illuminated)



NP2-EW8 □□	Lamp-Voltage	Model	Color		
	LED: AC/DC 6V, 12V, 24V, 36V, 48V, 110V, 230V	NP2-EW8465	● + ●	1	1

Dimensions (mm)

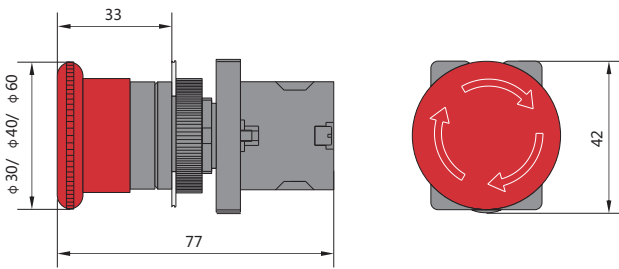


NP2-EW 8 □ 6 □

★ Mushroom button latching, turn to release (Non-illuminated)


NP2-ES □□	Mushroom-Diameter	Model	Color		
	φ 30	NP2-ES441	●	1	—
		NP2-ES442		—	1
	φ 40	NP2-ES541		1	—
		NP2-ES542		—	1
	φ 60	NP2-ES641		1	—
		NP2-ES642		—	1
	φ 30	NP2-ES443	●	2	—
		NP2-ES444		—	2
		NP2-ES445		1	1
	φ 40	NP2-ES543		2	—
		NP2-ES544		—	2
		NP2-ES545		1	1
	φ 60	NP2-ES643		2	—
		NP2-ES644		—	2
		NP2-ES645		1	1

Dimensions (mm)

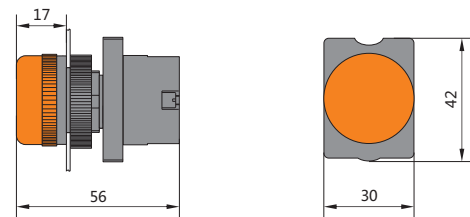


NP2-ES □□□

★ Indicator

NP2-EV □□	Lamp-Voltage	Model	Color
	LED: AC/DC 6V, 12V, 24V, 36V, 48V, 110V, 230V	NP2-EV61	○
		NP2-EV63	●
		NP2-EV64	●
		NP2-EV65	●
		NP2-EV66	●

Dimensions (mm)




NP2-EV 6 □

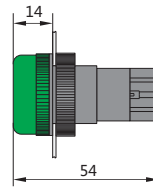






★ Indicator (compact)

NP2-EV16 □□	Lamp-Voltage	Model	Color
	LED: AC 6V, 12V, 24V, 36V, 48V, 110V, 230V	NP2-EV161	○
		NP2-EV163	●
		NP2-EV164	●
		NP2-EV165	●
		NP2-EV166	●



Dimensions (mm)



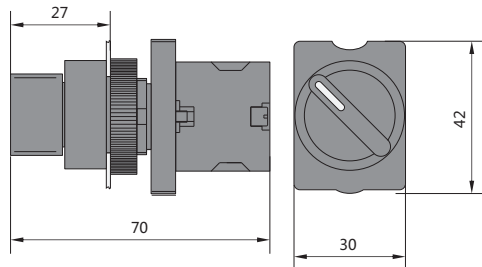
★ Selector Switches (2 positions)-(Non-illuminated)

NP2-ED (J, G) □□	Model	Selector Switches	↙	↘
	NP2-ED21	↙	1	—
	NP2-ED22		—	1
	NP2-ED23		2	—
	NP2-ED24	—	2	—
	NP2-ED25	↘	1	1
	NP2-ED41	↘	1	—
	NP2-ED42		—	1
	NP2-ED43		2	—
	NP2-ED44		—	2
NP2-ED45	1		1	
	NP2-EJ21	↙	1	—
	NP2-EJ22		—	1
	NP2-EJ23		2	—
	NP2-EJ24	—	2	
	NP2-EJ25	↘	1	1
	NP2-EJ41	↘	1	—
	NP2-EJ42		—	1
	NP2-EJ43		2	—
	NP2-EJ44		—	2
	NP2-EJ45		1	1

★ Selector Switches (3 positions)-(Non-illuminated)


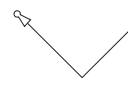
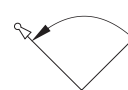

NP2-ED (J, G) □□	Model	Selector Switches	↙	↘	
	NP2-ED33	↙	2	—	
	NP2-ED34		—	2	
	NP2-ED35	↘	1	1	
	NP2-ED73	↘	2	—	
	NP2-ED74		—	2	
	NP2-ED75	↙	1	1	
	NP2-ED53	↙	2	—	
	NP2-ED54		—	2	
	NP2-ED55		1	1	
	NP2-ED83	↘	2	—	
	NP2-ED84		—	2	
	NP2-ED85	↙	1	1	
		NP2-EJ33	↙	2	—
		NP2-EJ34		—	2
		NP2-EJ35	↘	1	1
NP2-EJ73		↘	2	—	
NP2-EJ74			—	2	
NP2-EJ75		↙	1	1	
NP2-EJ53		↙	2	—	
NP2-EJ54			—	2	
NP2-EJ55			1	1	
NP2-EJ83		↘	2	—	
NP2-EJ84	—		2		
NP2-EJ85	↙	1	1		

Dimensions (mm)


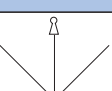
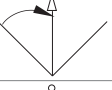
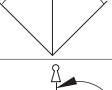
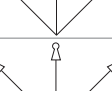
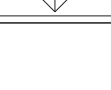


NP2-ED □□

★ Selector Switches (2 positions)-(Non-illuminated)

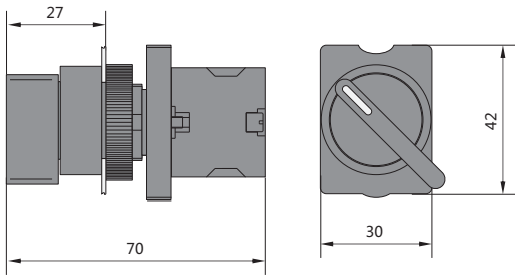
NP2-ED (J, G) □□	Model	Selector Switches	↖	↗
	NP2-EG21		1	—
	NP2-EG22		—	1
	NP2-EG23		2	—
	NP2-EG24		—	2
	NP2-EG25		1	1
	NP2-EG41		1	—
	NP2-EG42		—	1
	NP2-EG43		2	—
	NP2-EG44		—	2
	NP2-EG45		1	1
	NP2-EG21B		1	—
	NP2-EG22B		—	1
	NP2-EG23B		2	—
	NP2-EG24B		—	2
	NP2-EG25B		1	1

★ Selector Switches (3 positions)-(Non-illuminated)

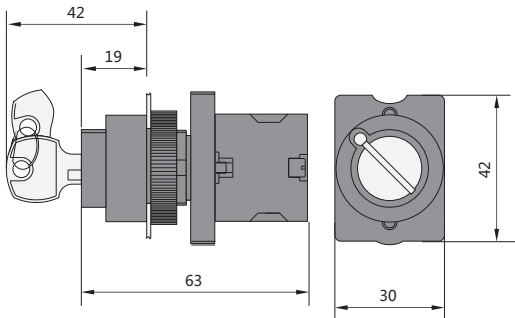
NP2-ED (J, G) □□	Model	Selector Switches	↖	↗
	NP2-EG33		2	—
	NP2-EG34		—	2
	NP2-EG35		1	1
	NP2-EG73		2	—
	NP2-EG74		—	2
	NP2-EG75		1	1
	NP2-EG53		2	—
	NP2-EG54		—	2
	NP2-EG55		1	1
	NP2-EG83		2	—
	NP2-EG84		—	2
	NP2-EG85		1	1
	NP2-EG33D		2	—
	NP2-EG34D		—	2
	NP2-EG35D		1	1

Dimensions (mm)

NP2-EJ □□





NP2-EG □□




Head

★ Flush Momentary button-(Non-illuminated)



NP2-BA □	Metal	Specifications
	NP2-BA1	○
	NP2-BA2	●
	NP2-BA3	●
	NP2-BA4	●
	NP2-BA5	●
	NP2-BA6	●

NP2-BA□□□	Metal	Specifications
	NP2-BA331	●
	NP2-BA236	●
	NP2-BA432	●
	NP2-BA235	●
	NP2-BA134	○
	NP2-BA637	●


★ Flush Momentary button-(Illuminated)

NP2-BW3 □	Metal	Specifications
	NP2-BW31	○
	NP2-BW33	●
	NP2-BW34	●
	NP2-BW35	●
	NP2-BW36	●


★ Double head button-(Non-illuminated)

NP2-BL □□□	Metal	Specifications
	NP2-BL832	Flush button
		
	NP2-BL842	Flush button + projecting button


★ Double head button-(Illuminated)


NP2-BW □□	Metal	Specifications
	NP2-BW84	Flush button + projecting button


★ Indicator light



NP2-BV/ □	Metal	Specifications
	NP2-BV/1	○
	NP2-BV/3	●
	NP2-BV/4	●
	NP2-BV/5	●
	NP2-BV/6	●


★ Emergency stop button


NP2-BS□4	Metal	Specifications
	NP2-BS44	4 : Turn restoration φ30
	NP2-BS54	5 : Turn restoration φ40
	NP2-BS64	6 : Turn restoration φ60


NP2-EA □	Plastic	Specifications
	NP2-EA1	○
	NP2-EA2	●
	NP2-EA3	●
	NP2-EA4	●
	NP2-EA5	●
	NP2-EA6	●

NP2-EW3 □	Plastic	Specifications
	NP2-EW31	○
	NP2-EW33	●
	NP2-EW34	●
	NP2-EW35	●
	NP2-EW36	●



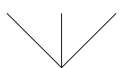




NP2-EL □□□	Plastic	Specifications
	NP2-EL832	Flush button
		
	NP2-EL842	Flush button + projecting button

NP2-EW □□	Plastic	Specifications
	NP2-EW84	Flush button + projecting button




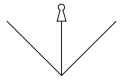
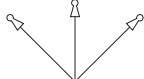
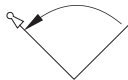

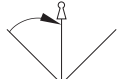
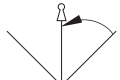
NP2-EV/ □	Plastic	Specifications
	NP2-EV/1	○
	NP2-EV/3	●
	NP2-EV/4	●
	NP2-EV/5	●
	NP2-EV/6	●

NP2-ES□4	Plastic	Specifications
	NP2-ES34	3 : Status indication turn restoration φ40
	NP2-ES44	4 : Turn restoration φ30
	NP2-ES54	5 : Turn restoration φ40
	NP2-ES64	6 : Turn restoration φ60


★ Head of Selector Switch-(Non-illuminated)








NP2-BD/ □	Metal	Specifications
	NP2-BD2	
	NP2-BD3	
	NP2-BD4	
	NP2-BD5	
	NP2-BG7	
	NP2-BG8	


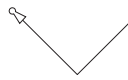

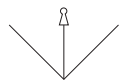
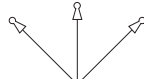
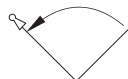

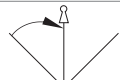
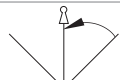
★ Head of Key Switch-(Non-illuminated)


NP2-BG □	Metal	Specifications
	NP2-BG2	
	NP2-BG2B	
	NP2-BG3	
	NP2-BG3D	
	NP2-BG4	
	NP2-BG5	
	NP2-BG7	
	NP2-BG8	

★ Adapter

NP2-BZ009	Metal	Specifications
	NP2-BZ009	For NP2-B □ □



NP2-ED/ □	Plastic	Specifications
	NP2-ED2	
	NP2-ED3	
	NP2-ED4	
	NP2-ED5	
	NP2-EG7	
	NP2-EG8	

NP2-EG □	Plastic	Specifications
	NP2-EG2	
	NP2-EG2B	
	NP2-EG3	
	NP2-EG3D	
	NP2-EG4	
	NP2-EG5	
	NP2-EG7	
	NP2-EG8	




NP2-EZ009	Plastic	Specifications
	NP2-EZ009	For NP2-E □ □




★ Waring label

NP2-BY	Plastic	Specifications
	NP2-BY9101 NP2-BY9330	Φ60 (blank) Φ60 (printed)
	NP2-BY8101 NP2-BY8330	Φ90 (blank) Φ90 (printed)

★ Contact block


NP2-BE □□□	Metal	Specifications
	NP2-BE101	NO Contact
	NP2-BE102	NC Contact
	NP2-BE103	2NO Contact
	NP2-BE104	2NC Contact
	NP2-BE105	1NO+1NC Contact


★ Base for Illuminated (without lamp)

NP2-EW □/EV □	Metal	Specifications
	NP2-EW6/EV6	Direct type



★ Lamp (LED)



BA9s	Specifications
	AC/DC 6V ○
	AC/DC 6V ●
	AC/DC 6V ●
	AC/DC 6V ●
	AC/DC 6V ●
	AC/DC 6V ●
	AC/DC 12V ○
	AC/DC 12V ●
	AC/DC 12V ●
	AC/DC 12V ●
	AC/DC 12V ●
	AC/DC 12V ●
	AC/DC 24V ○
	AC/DC 24V ●
	AC/DC 24V ●
	AC/DC 24V ●
	AC/DC 24V ●
	AC/DC 24V ●
	AC/DC 36V ○
	AC/DC 36V ●
	AC/DC 36V ●
	AC/DC 36V ●
	AC/DC 36V ●
	AC/DC 36V ●




NP2-BZ	Plastic	Specifications
	NP2-BZ31	30mm(H)X45mm(L)

★ Head-enclosure of Push-button- (Water proof)

	Specifications
	For NP2-BP ○ ● ● ● ● ●
	For NP2-BA(EA)

	Specifications
	For NP2-BL(EL)832
	For NP2-BL(EL)842

BA9s	Specifications
	AC/DC 48V ○
	AC/DC 48V ●
	AC/DC 48V ●
	AC/DC 48V ●
	AC/DC 48V ●
	AC/DC 48V ●
	AC/DC 110V ○
	AC/DC 110V ●
	AC/DC 110V ●
	AC/DC 110V ●
	AC/DC 110V ●
	AC/DC 110V ●
	AC/DC 220V ○
	AC/DC 220V ●
	AC/DC 220V ●
	AC/DC 220V ●
	AC/DC 220V ●
	AC/DC 220V ●



★ Enclosure

PIC	Type code of button with box ( construction code)	Meaning of the type code		
		Configure	Sign	Color of the cover
	B101H29	Green flush button, 1NO	Scutcheon sign: START	French grey
	B102	Green flush button, 1NO	Push button sign: I	French grey
	B103	Green flush button, 1NO	Push button sign: START	French grey
	B111H29	Red flush button, 1NC	Scutcheon sign: STOP	French grey
	B112	Red flush button, 1NC	Push button sign: O	French grey
	B114	Red flush button, 1NC	Push button sign: STOP	French grey
	B174H29	Red Ø 40 mushroom button self-locking, knob reset 1NC	Scutcheon sign: STOP	French grey
	J174 H29	Red Ø 40 mushroom button self-locking, knob reset 1NC	Scutcheon sign: STOP	Yellow
	J174	Red Ø 40 mushroom button self-locking, knob reset 1NC		Yellow
	B132H29	Two positons locking knob,1NO	Scutcheon sign:STOP START	French grey
	B142H29	Two positons locking key button,1NO	Scutcheon sign:STOP START	French grey
	B211H29	Green flush button 1NO Red flush button 1NC	Scutcheon sign:STOP,START	French grey
	B213	Green flush button 1NO Red flush button 1NC	Push button sign: I O	French grey
	B215	Green flush button 1NO Red flush button 1NC	Push button sign: START,STOP	French grey
	B222	White flush button 1NO Black flush button 1NO	Push button sign: ↑ ↓	French grey
	B223	White flush button 1NO Black flush button 1NO	Push button sign: → ←	French grey

