





Guide for selection of wheels : Leveling casters

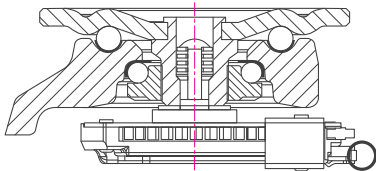
Image	Series	Description	Wheel code	Wheel dia mm	Wheel width mm	Axle bore mm	Hub length mm	Load capacity Kg	Bearing type
	NYN	– Nylon 66(Shore D70) – No bearing	NYN-42-20	42	20	7	22	60	X
			NYN-50-25	50	25	10	27	280	X
			NYN-63-28	63	28	12	34	550	X
			NYN-72-25	72	25	12	28	350	X
			NYN-75-30	75	30	12	35	1,000	X
	NYD	– Nylon 66(Shore D70) – Two ball bearings	NYD-75-55	75	55	12	55	700	6301 ZZ
	MCN	– MC nylon(Shore D80) – No bearing	MCN-40-19	40	19	7	21	60	X
			MCN-49-25	49	25	10	27	280	X
			MCN-62-28	62	28	12	33	550	X
			MCN-74-30	74	30	12	34	1,000	X
			MCN-90-55	90	55	18	56	1,500	X
	HUP	– Cast polyurethane (Shore D70) – Aluminum core – Plain bearing	HUP-50-25	50	25	10	27	280	Plain
			HUP-63-28	63	28	12	34	550	Plain
			HUP-75-30	75	30	12	35	800	Plain

FOOT MASTER®

Leveling casters

GDR series

kg 250~500kg **RoHS** **°C** -10~90°C

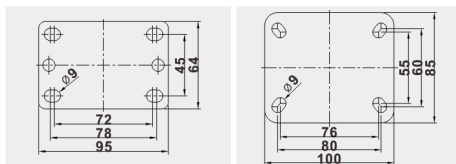


Brackets: Pressed steel plate, double ball bearing with hardened bearing seats in the swivel head, ivory-colored aluminum frame, height adjustment with integrated ratchet handle, anti-vibration NBR pad
Surface Treatment: Powder coating, zinc plated

* Recommended Load = Load Cap. × 2

Swivel	Wheel type	mm	mm	Kg	mm	mm	mm	mm	mm
GDR-60-F	NYN	50	25	250	82+10	38	73x73	58x58	7 or 8,5
GDR-80-F		63	28	500	103+15	46	90x90	70x70	9
GDR-60-F	MCN	49	25	250	82+10	38	73x73	58x58	7 or 8,5
GDR-80-F		62	28	500	103+15	46	90x90	70x70	9
GDR-60-F	HUP	50	25	250	82+10	38	73x73	58x58	7 or 8,5
GDR-80-F		63	28	500	103+15	46	90x90	70x70	9

Options



Code Suffix	-PUS	-PEU
Available for	60	60

Code Suffix	NYN	MCN	HUP	-FBL	-CEN	-CUR
Description	Nylon66(D70)	MC nylon(D80)	Cast PU(D70)	Black frame	Anti-static pad	PU pad
Available for	60 ~ 80	60 ~ 80	60 ~ 80	60 ~ 80	60 ~ 80	60 ~ 80