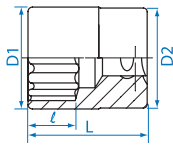


Standard Socket

3330M

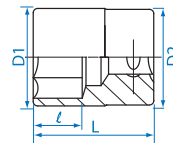
- Metric-DIN 3124, ISO 2725-1
- Inch-ANSI / ASME B107.1



3330S 3/8"

3335M

- Metric-DIN 3124, ISO 2725-1
- Inch-ANSI / ASME B107.1



3335S 3/8"

KT NO.	mm	D1 mm	D2 mm	l mm	L mm			
333006M	6	9.9	17.8	7.0	27	24	12 / 360	
333007M	7	10.8	17.8	7.0	27	24	12 / 360	
333008M	8	12.0	17.8	7.0	27	25	12 / 360	
333009M	9	13.2	17.8	7.0	27	25	12 / 360	
333010M	10	14.5	17.8	9.0	27	26	12 / 360	
333011M	11	15.8	17.8	9.0	27	27	12 / 360	
333012M	12	16.8	17.8	9.0	27	27	12 / 360	
333013M	13	17.8	16.8	9.0	27	30	12 / 360	
333014M	14	19.7	18.0	11.0	29	33	10 / 300	
333015M	15	20.8	18.0	11.0	29	40	10 / 300	
333016M	16	21.8	20.0	11.0	29	39	10 / 300	
333017M	17	23.8	20.0	11.0	29	52	10 / 200	
333018M	18	24.7	21.0	13.0	29	58	10 / 200	
333019M	19	25.8	21.0	13.0	29	62	10 / 200	
333020M	20	27.1	25.0	13.0	32	73	10 / 160	
333021M	21	27.8	25.0	13.0	32	82	10 / 160	
333022M	22	29.7	26.0	15.0	32	87	10 / 160	
333023M	23	29.7	26.0	15.0	32	80	10 / 160	
333024M	24	31.8	26.0	17.0	32	78	8 / 160	

KT NO.	Inch	D1 mm	D2 mm	l mm	L mm			
333008S	1/4	10.0	17.8	7.0	27	25	12 / 360	
333010S	5/16	12.0	17.8	7.0	27	22	12 / 360	
333011S	11/32	13.2	17.8	7.0	27	25	12 / 360	
333012S	3/8	14.0	17.8	9.0	27	26	12 / 360	
333014S	7/16	15.8	17.8	9.0	27	27	12 / 360	
333015S	15/32	16.8	17.8	9.0	27	25	12 / 360	
333016S	1/2	17.8	16.8	9.0	27	30	12 / 360	
333018S	9/16	19.7	18.0	11.0	29	33	10 / 300	
333019S	19/32	20.8	18.0	11.0	29	41	10 / 300	
333020S	5/8	21.8	20.0	11.0	29	43	10 / 300	
333022S	11/16	23.8	20.0	11.0	29	52	10 / 200	
333024S	3/4	25.8	21.0	13.0	29	62	10 / 200	
333026S	13/16	27.8	25.0	13.0	32	77	10 / 160	
333028S	7/8	29.7	26.0	15.0	32	87	10 / 160	
333030S	15/16	31.8	26.0	17.0	34	83.7	8 / 160	
333032S	1	33.8	26.0	17.0	34	100	8 / 160	

KT NO.	mm	D1 mm	D2 mm	l mm	L mm			
333506M	6	9.9	17.8	7.0	27	25	12 / 360	
333507M	7	10.8	17.8	7.0	27	24	12 / 360	
333508M	8	12.0	17.8	7.0	27	25	12 / 360	
333509M	9	13.2	17.8	7.0	27	25	12 / 360	
333510M	10	14.5	17.8	9.0	27	27	12 / 360	
333511M	11	15.8	17.8	9.0	27	28	12 / 360	
333512M	12	16.8	17.8	9.0	27	28	12 / 360	
333513M	13	17.8	16.8	9.0	27	31	12 / 360	
333514M	14	19.7	18.0	11.0	29	34	10 / 300	
333515M	15	20.8	18.0	11.0	29	47	10 / 300	
333516M	16	21.8	20.0	11.0	29	45	10 / 300	
333517M	17	23.8	20.0	11.0	29	53	10 / 200	
333518M	18	24.7	21.0	13.0	29	58	10 / 200	
333519M	19	25.8	21.0	13.0	29	64	10 / 200	
333520M	20	27.1	25.0	13.0	32	73	10 / 160	
333521M	21	27.8	25.0	13.0	32	82	10 / 160	
333522M	22	29.7	26.0	15.0	32	87	10 / 160	
333523M	23	29.7	26.0	15.0	32	80	10 / 160	
333524M	24	31.8	26.0	17.0	32	78	8 / 160	

KT NO.	Inch	D1 mm	D2 mm	l mm	L mm			
333508S	1/4	10.0	17.8	7.0	27	25	12 / 360	
333510S	5/16	12.0	17.8	7.0	27	22	12 / 360	
333511S	11/32	13.2	17.8	7.0	27	25	12 / 360	
333512S	3/8	14.0	17.8	9.0	27	26	12 / 360	
333514S	7/16	15.8	17.8	9.0	27	27	12 / 360	
333515S	15/32	16.8	17.8	9.0	27	25	12 / 360	
333516S	1/2	17.8	16.8	9.0	27	30	12 / 360	
333518S	9/16	19.7	18.0	11.0	29	33	10 / 300	
333519S	19/32	20.8	18.0	11.0	29	41	10 / 300	
333520S	5/8	21.8	20.0	11.0	29	43	10 / 300	
333522S	11/16	23.8	20.0	11.0	29	52	10 / 200	
333524S	3/4	25.7	21.0	13.0	29	62	10 / 200	
333526S	13/16	27.8	25.0	13.0	32	77	10 / 160	
333528S	7/8	29.6	26.0	15.0	32	87	10 / 160	
333530S	15/16	31.8	26.0	17.0	34	80	8 / 160	
333532S	1	33.8	26.0	17.0	34	100	8 / 160	

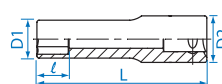
Thin Wall Deep Socket

3215M

- Specifically for heat plug, glow plug



KT NO.	mm	D1 mm	D2 mm	l mm	L mm			
321510M	10	13.0	17.8	12.0	65	65	20 / 240	
321512M	12	15.0	17.8	15.0	65	57	20 / 240	



Thin walled design (D1)