


Slim LED Tower Lights

STA35SL



Thank you for purchasing Qlight's products. Please read this user manual carefully prior to installation and operation to ensure safe and correct use.

⚠ Precautions for Safety

Failure to follow the instructions below may cause a loss of life or serious physical injury.

1. During wiring or maintenance, please completely turn off the power of the product. (Failure to follow this may lead to an electric shock.)
2. Do not install the product in locations that subjects it to excessive dust or water other than the conditions designated by the IP protection ratings indicated for each product. (Failure to follow these instructions may cause a fire to the product, electric shock, physical injury, malfunction or damage to the product.)
3. Do not alter or repair this product. If maintenance or repair service is required, please contact your local Qlight contact point. (Failure to follow these instructions may lead to fire, electric shock, or product damage.)
4. Please apply the correct voltage to the product. (Failure to follow these instructions may lead to fire, electric shock, or product damage.)
5. When the product is applied to a condition that may impact lives or property, please make sure to have a double safety device. (Failure to follow this may cause damage to property, fire, electric shock and loss of life.)

⚠ Precautions for Correct Use

Failure to follow the proper instructions may cause damage to property, the product, or malfunction of the product that would void the warranty.

1. Please remove any objects that can interrupt ventilation around the product.
2. Please turn off the power of the product immediately if it fails to operate properly.
3. Carefully wire the product according to each product's specification.
4. Please be careful in preventing chemicals such as thinner, benzene, etc. in contact with the surface of the product.
5. Do not apply excessive force/impact to the product.
6. Failure to follow any of the instructions above may cause malfunction or damage to the product, fire, and electric shock.

Ordering Specifications

| | | | | | | |
|----------------|---|--|---|----------------------|---|--|
| STA35SL | - | 3 | - | 24 | - | RAG |
| [Model number] | | [Layer] | | [Voltage] | | [Color] |
| STA35SL | | Layer1-1 Layer2-2 Layer3-3 Layer4-4 Layer5-5 | | 12-DC12V 24-DC24V | | R-Red A-Amber G-Green B-Blue W-White |

Product Specifications

| Model number | Layer | Voltage | Current | Certificate | Weight | Color |
|---------------------|-------|----------------------|------------------|-------------|--------|--|
| STA35SL steady type | 1 | AC/DC12V AC/DC24V | 0.100A 0.050A | CE | 0.60kg | R-Red |
| | 2 | AC/DC12V AC/DC24V | 0.200A 0.100A | | 0.85kg | R-Red G-Green |
| | 3 | AC/DC12V AC/DC24V | 0.300A 0.150A | | 1.05kg | R-Red A-Amber G-Green |
| | 4 | AC/DC12V AC/DC24V | 0.400A 0.200A | | 1.30kg | R-Red A-Amber G-Green B-Blue |
| | 5 | AC/DC12V AC/DC24V | 0.500A 0.250A | | 1.53kg | R-Red A-Amber G-Green B-Blue W-White |

※ CE compliant : DC24V

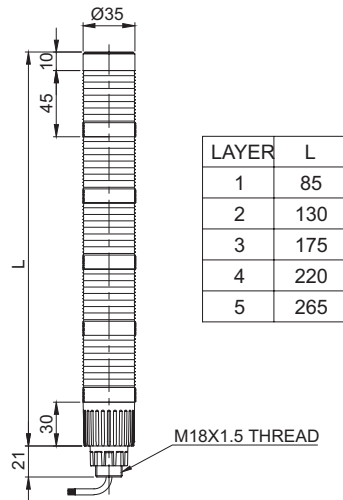
- Protection rating : IP44
- Ambient operating temperature : -30°C to + 50°C



Please scan the QR code for more detailed product information.

www.qlight.com

STA35SL

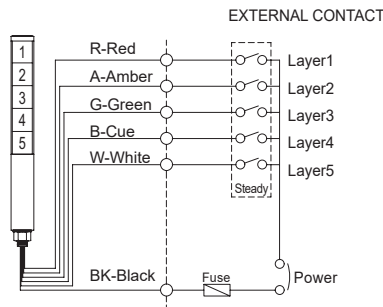


| LAYER | L |
|-------|-----|
| 1 | 85 |
| 2 | 130 |
| 3 | 175 |
| 4 | 220 |
| 5 | 265 |

Wiring Instructions

- STA35SL can be wired by using both external contact and transistor.
- In case of wiring by transistor, please make sure if it is NPN type or PNP type. Please carefully follow wiring instruction below.

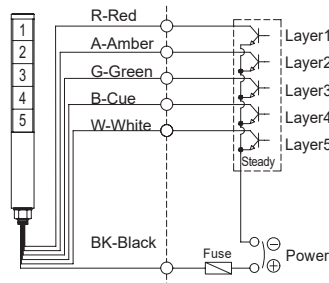
Wiring using external contact



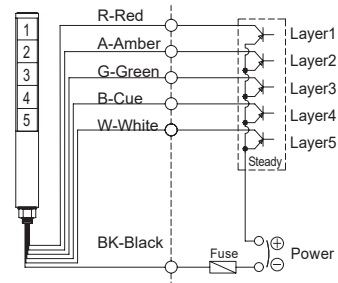
STA35SL

Transistor

EXTERNAL TRANSISTOR-NPN

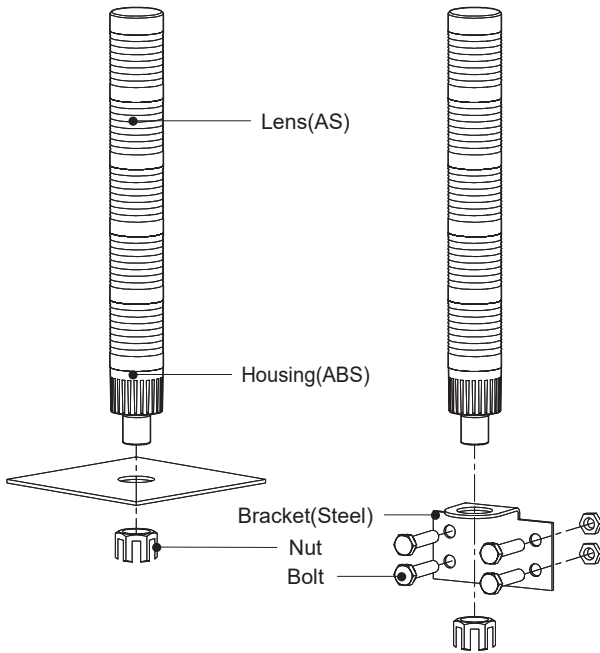


EXTERNAL TRANSISTOR-PNP



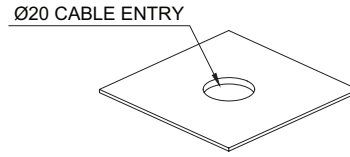
- External power line/ external signal line - UL1007 AWG22(0.3sq) 400mm

Parts Definition



Mounting Hole Specifications

- Machine holes on the mounting surface referring to the diagram below.



Mounting Accessories (Sold Separately)

- Please refer to the dimensions below for installation of mounting brackets

■ STA35SL–Direct Mounting Type Model

| | Dimensions |
|---------|--|
| STA35SL | <p>Dimensions: 90, 53, 45, 22.5, 39, 45, 20, 23.5, 65, 90. Features: 4-Ø8.5 HOLES.</p> <p>Model: STAWB25</p> |

Installation Environment and Protection Rating

- This product is designed for use with protection rating of IP44.
- If the product is installed in locations that subject it to excessive dust or water other than the designated IP protection rating indicated, it may cause malfunction or damage to the product.
- For further information, please visit our website (www.qlight.com).



For your safety

Specification and dimensions listed in this catalogue subject to change without notice for product quality improvement.
The newest product information is available on our website.(www.qlight.com)
Please read the instruction manual attached to the product carefully before installation and use.

Qlight Co., Ltd. www.qlight.com | trade@qlight.com

Head Office | Suite #1510, STX-V Tower, 128 Gasan digital 1-ro, Geumcheon-gu, Seoul, Korea

Tel. +82-2-2679-6152(Toll free. +82-80-328-2222) Fax. +82-2-2679-6154

Factory | 185-25, Mukbang-ro, Sangdong-myeon, Gimhae-si, Gyeongsangnamdo, Korea Tel. +82-55-328-1111(Toll free. +82-80-328-1111)

Qlight OverSEAs Sales Dept | 704 Nakdong-daero, Sasang-gu, Busan, Korea(Eomgung-Dong) Tel : +82-51-620-4100

Qlight Public Relations & Marketing Team Office | 704 Nakdong-daero, Sasang-gu, Busan, Korea(Eomgung-Dong) Tel. +82-51-245-0017

Qlight USA, Inc. www.qlight.com www.qlightusa.com | sales@qlightusa.com

3003 North First Street, Suite #341, San Jose, CA 95134 USA Tel. +1-408-519-5740 Fax. +1-408-519-5739

SHANGHAI Qlight Electronic Co., Ltd. www.qlight.com www.qlightcn.com | qlightcn@qlight.com

China Factory/ Shanghai Sales Office | #19, Nanda Road, Baoshan Area, Shanghai, China Tel. +86-21-6651-7100 Fax. +86-21-6315-3929

China Factory Site 2 (Qidong) | #33, Haiyan Road, Qidong High-tech Industrial Development Zone, Qidong, Jiangsu Province, China

Tel +86-513-8384-9999 Fax +86-513-8384-9910

Qlightec

Innovation in Alarm & Signal

Product Operation Inquiry / Customer Support +82-51-620-4100

You can expect prompt service if you have exact information such as model name, symptom, telephone number and address.

※ ALL PRODUCT, PRODUCT SPECIFICATIONS AND DATA ARE SUBJECT TO CHANGE WITHOUT NOTICE TO IMPROVE RELIABILITY, FUNCTION OR DESIGN OR OTHERWISE.

Head office : Suite #1510, STX-V Tower, 128 Gasan digital 1-ro, Geumcheon-gu, Seoul, Korea (Postal Code : 08507)

Factory : 185-25, Mukbang-Ro, Sangdong-Myeon, Gimhae-Si, Gyeongsangnam-Do, Korea (Postal Code : 50805)

www.qlight.com

EN - STA35SL - 2106A